



**ARE WE CELEBRATING THE END OF ANOTHER  
FANTASTIC YEAR OF SHARING STITCHING,  
INFORMATION, LAUGHTER AND ENCOURAGEMENT  
WITH FELLOW SA QUILTERS?  
Y IS FOR YES! AND ALSO FOR YMCA (see page 7)**

# SA I-Patch Quilters

## A Focus on Quilting



Greetings,

As we come to the end of another vibrant and busy year, I want to say a huge thank you to all of you. Our Guild keeps growing and thriving because of the enthusiasm, generosity, and creativity you bring to every meeting, workshop, and event. Whether you volunteered, stitched, taught, organised, or simply encouraged others, you've all helped make this year something special.

I'm also excited to share a little news as we look toward the New Year. We're starting a new Sit and Sew group in the northern suburbs, meeting on Mondays on Regency Road, Broadview. It's a lovely chance to get together, sew, chat, and share ideas in a relaxed setting. We'd love to see many of you come along and help this new group settle in and grow. More details are in I-Patch.

We also now have a dedicated Community Quilts team who will be coordinating the collection and distribution of completed quilts. Their first focus will be providing quilts to palliative care units, offering comfort and warmth to individuals and families during difficult times. A huge thank you to everyone who has already offered support—your kindness truly matters. More details about this group are in I-Patch.

As the festive season approaches, I hope you all enjoy a joyful, creative, and relaxing Christmas and New Year. May the break give you time to unwind, recharge, and maybe even start a project or two that brings you happiness.

Stay safe and happy quilting.

*Rosanne*

**Rosanne Fuller - President, SA Quilters**

Phone: 0432 483 263 Email: [president.saquilters@gmail.com](mailto:president.saquilters@gmail.com)



- Guild Meetings
- Quilt Shows
- Workshops
- Special Events
- Feature Articles
- Member information
- Latest News

**I-Patch** is a digital online newsletter for **SA Quilters** members which is sent out by email on or about the 15th of each month to members' email accounts.

### Communications Team:

Kathy Rossini  
Chris O'Brien  
Cindy Massey  
Jane Polden  
Ally Baum  
Rosanne Fuller  
Shae Wiggins

### Guild Patrons:

Her Excellency the Honourable Frances Adamson AC,  
Governor of South Australia and Mr Rod Buntin

### Important Links

I-Patch Editors  
[ipatch.saquilters@gmail.com](mailto:ipatch.saquilters@gmail.com)

Guild Facebook  
<https://www.facebook.com/>

Guild Website  
[www.saquilters.org.au](http://www.saquilters.org.au)

Guild Web Manager  
[saquilters@gmail.com](mailto:saquilters@gmail.com)

Snail Mail submissions:  
Quilters' Guild of SA Inc  
PO Box 566,  
Kensington Park SA 5068

To unsubscribe please email  
[saquilters@gmail.com](mailto:saquilters@gmail.com)

**My President's Challenge to you all over the summer break:**

**Let your birth month inspire you in your creating.**

**Choose your birth stone or birth flower to inspire a project or colour choices in a project.**

### TRADITIONAL BIRTHSTONES

 <b>January</b> Garnet	 <b>July</b> Ruby
 <b>February</b> Amethyst	 <b>August</b> Peridot
 <b>March</b> Aquamarine	 <b>September</b> Sapphire
 <b>April</b> Diamond	 <b>October</b> Opal
 <b>May</b> Emerald	 <b>November</b> Citrine
 <b>June</b> Pearl	 <b>December</b> Topaz



## A Focus on Quilting

### I-Patch is the monthly Newsletter of SA Quilters

#### Founding Co-Convenors

Rachel Dettman and Laine Gardner

#### SA Quilters Presidents

Rachel Dettman, Maree Gebhardt, Josie Fradd, Susan Murphy, Julie Lojszczyk, Nola Pearce, Jenny Loveder, Barbara Hallion, Mary Heard, Sandra Earle, Pip Scholten, Maxine Smith, Raelene Draheim, Candy Walker, Kay Lovell, Vicki Hart, Christine Baker, Chris O'Brien, Heather Ford, Rosanne Fuller

#### SA Quilters Life Members

Rachel Dettman, Maree Gebhardt, Josie Fradd, Susan Murphy, Julie Lojszczyk, Nola Pearce, Jenny Loveder, Valda pedder, Margaret Russell, Lessa Siegele, Helen Sparkman, Faye Packham, Claire Pope, Roma Good, Barb Hallion, Noeleen Williamson, Michele Hill, Mary Heard, Jean Deere, Bronwyn Atkinson, Candy Walker, Heather Ridley, Kay Wilson, Otto Windler, Heather Ford, Kerry Brand, Bronnie Young, Jan Goulter, Maxine Smith, Raelene Draheim, Jill Christian, Keith Holland, Anne Marie Serrano, Chris O'Brien, Vicki Hart

SA Quilters meet on the first Thursday of each month (except January) at 7.15pm for 8.00pm start at Burnside Community Centre, Burnside Town Hall, Portrush Road, Tusmore.

#### The aims of SA Quilters are to:

- To promote the art of patchwork and quilting.
- To provide a forum for quilters in South Australia.
- To encourage the formation and maintenance of quilters' groups within South Australia.
- To seek, encourage and maintain a high standard of design and technique in both traditional and contemporary quilt making.
- To foster and maintain an interest in the history of patchwork and quilting.
- To hold, organise and take part in exhibitions and workshops whether in South Australia or elsewhere.
- To provide information, knowledge and skills with regard to quilt making in South Australia or elsewhere.
- To do such other acts and things as are in the opinion of the organisation ancillary or conducive to the achievement of any one or more of the above objects.

## Contents

Page	Content	Page	Content
Cover	Merry Christmas and Happy New Year!	17	Vale Colleen Archbold
2	President's Report and Summer Break Challenge	18	SAQ Community Quilts Team
3	SAQ General Information and I-Patch Contents	19-20	Advertisements
4—5	Festival of Quilts 2026	21	Glenelg Quilters
6—7	SAQ December meeting notes	22-24	Masonic Quilters' Exhibition and Retreat
8—10	Upcoming SAQ Workshops	25	Women's Heart Health Project Appeal
11	Twelve Months of Workshops	26	February Meeting Details & Flourless Cake Recipe
12—15	SA Quilters News and Information	27	Yazzi Advertisement <a href="https://au.yazzii.com/">https://au.yazzii.com/</a>
16	Jane and Cindy's Sewing Room Visit	28	For Sale items
		29	McLaren Vale Quilters Exhibition Details

# Festival of Quilts 2026



## 2026 Festival of Quilts

10–12 July | Adelaide Showgrounds  
in association with CraftAlive

## Announcements

### Theme: Enchanted Forest

### Challenge Category *(eligible for judging)*

- ♦ Any Technique
- ♦ Must have 3 layers and be quilted
- ♦ No side to exceed 150 cm
- ♦ Must address the theme: Enchanted Forest



## 2026 Festival of Quilts

10–12 July | Adelaide Showgrounds  
in association with CraftAlive

### Community Project

a Tactile Quilt / Fiddle Mat

measuring 20" x 20" (50cm x 50cm)

- △ To be displayed at the 2026 Festival of Quilts
- △ Visitors will be permitted to touch these quilts
- △ To be donated to the [SA School and Services for Vision Impaired, \(SASSVI\)](#) and other facilities that use fiddle mats, including aged care and nursing homes.

*Please note:* The recipients may have very limited vision and can be young children through to adults, so the mats need bright colours, simple activities, and lots of texture. Any mats that are excess to the school's needs will be given to nursing homes or other facilities in need. See lots of examples at the next Guild meeting.

*Full details in this issue of I-Patch and on the SAQ web site.*





## 2026 Festival of Quilts

10-12 July | Adelaide Showgrounds  
in association with CraftAlive

**Community Project –  
We would like your  
support please!**

### Create a Tactile Quilt / Fiddle Mat, measuring 50cm x 50cm (20" x 20")

#### *Tips for making a tactile quilt*

For babies to seniors: it's about colour and texture  
Stimulating the mind and building dexterity and hand strength

- △ Use textured fabrics
- △ Make scrap squares 6 ½" and join them with or without sashing strips, or, create a random design. You can add your scrap ribbon, braid, zip, buttons etc
- △ Use cotton or flannel backing, which is not so slippery
- △ Add thin wadding between layers
- △ No binding needed – just sewn seams
- △ Use bright, fun colours
- △ SECURE everything, then do it again



Loops of ribbon or cord	Studs	Zips -decorative stitching around it	Belt & buckle	Lace
Velcro	Elastic	Shirt front (button & button hole)	Rings over ribbon	Fur
Sequin fabric	Shiny	Pocket – with attached toy inside	Crunchy	Velvet
Buttons	Minkey	Net - with loose items under it	Shoelace and eyelets	Hair ties
Thread spools	Fringing	Suede or upholstery fabric	Toy squeaker	Slippery
Rope	Keys	Beads – big or small	Hessian	Felt
Shirred	Pleated	Crinkly plastic (food grade) from a cereal bag	And so many more options ...	

#### *Have fun with it.*

The donated tactile quilts will be provided to families of children who are supported by SASSVI (South Australian School for Vision Impaired) - from birth to leaving school.

At the end of the exhibition SA Quilters may also donate some to other organisations, including aged care.



# SA Quilters Meeting Notes

Thursday 4  
December 2025

President, Rosanne Fuller, welcomed 128 members, visitors and guests to the December SA Quilters meeting. Peggy Argent received the President's Encouragement Award. Julie-Ann Searle was the lucky winner of the door prize. Our thanks to Tina Robson from Lemon-Lyrebird for donating prizes for the lucky raffle winners.

Melanie and Max from Puddle Jumpers gave a brief outline of the extent of struggling families in need, especially at this time of year, and what they have planned to help over the next month such as organising a Christmas dinner and arranging a camp.

Melanie was so grateful for the heartfelt donations provided by the members this evening. A number of IKEA bags were filled with donations. Lessa and Faye raised \$6,000 with the sale of kits which was presented to Melanie and Max. Through FoQ, IQD and Country Forum quilt raffles, \$4,000 was raised. A small quilt was raffled on the night and those proceeds also went to Puddle Jumpers. Sharon, a new member won the raffle which was wonderful. The 'hat' was passed around the meeting and raised a further \$1,160. What an amazing effort.



Max, Melanie and Lessa

Heather Ford, on behalf of the Workshop Team, outlined the first three workshops that will be held in the new year. Please register your interest in any of these classes as they have started to fill already.

Di Bessell was presented with a voucher for attending 10 out of 11 SAQ workshops this year! Please read Di's lovely workshop reflections on page 11.



Our sincere thanks to Lemon Lyrebird, our December feature shop at the SA Quilters meeting. Find out more about Tina's shop [here](#) and check out the range of fabrics, threads, kits, embroideries, and notions that Tina stocks in her online shop.



Chris O'Brien, Team Leader Flinders Kids, showed a couple of nice bright quilts as an examples of what is required. Increasingly, some quilts that are donated are not fit for purpose due mainly to construction issues—open seams, inadequate quilting and poor binding. It is recommended not to quilt in the ditch as this too often leaves unquilted space to bubble and not present correctly after washing and folding. Cross hatching is preferable to stitch in the ditch.

Jill Clausen co-ordinates Quilts of Love and expressed the same sentiments. QoL collects isolette covers, crib quilts and indigenous quilts which have different size requirements (refer to SAQ website). The fabric and wadding must be cotton.

A new team has been created which will receive, check and deliver quilts for Palliative Care Centres. Carolyn, Sue, Karen and Denise are the team at the moment and are looking for new members. Please contact Carolyn Daniels if you would like to be involved.

Jill and Carolyn also supported the comments made by Chris in relation to the standard of some of the quilts that are donated.



Carolyn



Cheerful Flinders Kids quilt

Kathy provided an entertaining report on a number of facts and figures in relation to Facebook and You Tube views and some information on the development of I-Patch.

# SA Quilters Meeting Notes (continued)

The last meeting of the year was a fun night full of Christmas spirit. Members were welcomed to the meeting with a free gift of biscuits, fabric and water. There was also 'find the Elf' as he/she moved around. Then a great game of fabric bingo. A number of winners were given a pack of fabric.

Sarah and Jill were very entertaining, giving us a much-needed exercise break with their rendition of YMCA.



## SHOW AND TELL

Sharon – a new member, made her quilt as a gift for a friend

Rachelle Denny – Starry is Rachell's latest design now available on her web site

Chris O'Brien – quilt to auction to benefit a Golden Retriever group

Sue Zilm- 2 bags

Sonia Holton– good use of scraps to make her pineapple

Peggy Argent – a gift for her physiotherapist. Hand painted birds and thread painting

Annie – Mariner's Compass cushion. Michelle Marvig design from Quilt Encounter



Sharon



Rachelle



Chris



Sue's bags



Peggy



Annie



Sonia



# Upcoming Workshops in 2026

Please refer to the SAQ website for further details on registering your interest in attending one of our workshops [here](#).

## SA Q IT'S A MYSTERY? with Lessa Siegele and Faye Packham

**WHERE:** Vermont Uniting Church Hall  
576 Cross Road, South Pl...

**WHEN:** Saturday, 7th F...

**TIME:**

This workshop is now fully booked. Please advise Ros if you would like to be added to a wait list: [workshops.saquilters@gmail.com](mailto:workshops.saquilters@gmail.com)

**CO:** Quilters members per day

\$10 - Affiliate Group members per day

\$130 - non-SA Quilters members per day

**SA QUILTERS WORKSHOP CODE:** MYS-26



**TITLE: Well, it's a Mystery, so we can't say!!**



Lessa and Faye

**THIS WILL BE THE VERY LAST EVER LESSA AND FAYE MYSTERY QUILT WORKSHOP!**

Yes, it will be a longer day than usual, we want to make it last as it will be the last.

Spaces are limited and the workshop will fill quickly. Contact [workshops.saquilters@gmail.com](mailto:workshops.saquilters@gmail.com) to book your space.

**This project is suitable for quilters with intermediate skills.**

Fabric requirements and cutting instructions will be forwarded upon workshop registration.

**BYO LUNCH AND DINNER**



Go to the Workshops page on the SA Quilters web site for details on how to register including application form. Click on [Workshops](#).



# SA Slow Stitching with Sue Knuckey

---

**WHERE:** Vermont Uniting Church Hall  
576 Cross Road, South Plympton

**WHEN:** Saturday, 18th April 2026

**TIME:** 9.30am to 4.00pm

**COST:** \$ 85 - SA Quilters members per day  
\$105 - Affiliate Group members per day  
\$125 - non-SA Quilters members per day

**SA QUILTERS WORKSHOP CODE: SK26**

---



Sue Knuckey

Start a slow stitching project using your favourite colours, fabrics, threads and saved bits and pieces.

Projects you can choose are:

- A lap size quilt throw, sewing/needlework roll, needles book or as small as a pin cushion.
- Learn basic slow stitches, embroidery and appliqué techniques to embellish your work and attach doilies, trims, buttons and Suffolk puffs.



Bring your stash of fabrics, threads and embellishments to explore what you can create.



Go to the Workshops page on the SA Quilters web site For details on how to register including application form. Click on [Workshops](#).

---



# SA FREE MOTION QUILTING with Chris O'Brien

**WHERE:** Vermont Uniting Church Hall  
576 Cross Road, South Plympton

**WHEN:** Saturday, 11th April 2026

**TIME:** 9.30am to 4.00pm

**COST:** \$ 85 - SA Quilters members per day  
\$105 - Affiliate Group members per day  
\$125 - non-SA Quilters members per day

**SA QUILTERS WORKSHOP CODE: COB26**




Chris O'Brien

- \* **Early stage free motion quilter?**
- \* **Confident free motion quilter?**
- \* **Want to be challenged?**

This workshop can be tailored to meet individual free motion quilting skills. You will have the opportunity to choose a layout that allows you to experiment and hopefully develop some new to you skills that can be applied to both traditional and modern quilts.

I will bring along several samples to inspire your choices.



Go to the Workshops page on the SA Quilters web site For details on how to register including application form. Click on [Workshops](#).



# Workshops.... by Di Bessell



Everyone has heard of the 12 days of Christmas. Well, this is my story of the 12 months of workshops.

At best I could be described as a very basic sewer with dreams of learning all the skills I have seen and heard the SA Quilters members talk about and display at show and tell during our monthly meetings.

Prior to starting this journey my skill level was limited to sewing on buttons and a bit of mending.

In the 80's when my kids were young, I enrolled in a KnitWit sewing course which resulted in a plethora of tracksuits and T Shirts in every colour possible.

I also knew that I needed to be encouraged to reach my full potential whatever that might be.

Fast forward to 2016, my work colleague and friend Margaret Hurrell (she was retired at this stage) decided she needed to be challenged and was frustrated all at the same time. She suggested we get together and she would help me learn new skills, so we met at her place on a regular basis.

I thought it best to start with something small, and my first "project" was a queen size doona cover using a charm pack. We both survived this challenge (only just).

In 2017 our first grandchild was born and Marg helped me with a small quilt with minky backing, a hooded towel and a new cover for his change table mattress. I should clarify when I say Marg helped me - it was really Marg doing most of the tasks. Over the years we moved on to project bags, kitchen hand towels, oven mitts, a bench seat cover and curtains for a caravan. I must qualify that without her guidance and patience I would not have been able to complete these projects successfully.

I decided at the start of 2025 that I would give poor Margaret a break and attend the SA Quilters workshops for the year to learn new skills and meet new people with the same interests as myself.

## **Here starts the 12 months of Workshops.**

On the first month of workshops Faye and Lessa gave to me, many flying geese and a fabulous Mystery Quilt.

On the second month of workshops Heather Ford gave to me a kaleidoscope of colour, patterns and a spiral of hope.

On the third month of workshops Jill Christian bravely gave to me the artistry of loops and knots and sampler embroidery

On the fourth month of workshops Sue Knuckey gave to me Poki the giraffe with a neck and a half of collage and layers like soft massage.

On the fifth month of workshops Jill Radcliffe gave to me Modern quilting with patterns that are tilting and colours never wilting.

On the sixth month of workshops Cindy Massey gave to me, Plant a seed and I gave it what it needed and watched it grow with speed.

On the seventh month of workshops Jacky Eyre gave to me Sashiko stitches in echo and patterns soft and mellow.

On the eighth month of workshops Elizabeth Chadwick gave to me Foundation Paper Piecing with stitching never ceasing and seams gently easing.

On the ninth month of workshops Wendy Williams gave to me Thread pods for organising odds and sods with bright threads and fabric mods.

On the tenth month of workshops Dawn Hay gave to me (remotely) an EPP pouch ready to paper piece and embroider and making the colours bolder.

On the eleventh month of workshops Suzanne Gummow gave to me (over 2 sessions) Lace Flowers which we stitched with grace for hours.

On the twelfth month of workshops Heather Hopkins gave to me Natures Stitch with free motion quilting. Where your courage keeps on building a craft both free and fulfilling.

I would like to say a big thank you to the workshop team who organise all the fabulous tutors and the angels who looked after us at each workshop. Nothing was too much trouble from ironing, unpicking my numerous oopsies, to a cup of coffee, providing a fantastic morning tea, setting up and putting everything away at the end of the day. I was also very appreciative of my gift voucher that I received at the December meeting.

Di Bessell

# SA Quilters News and Information

## SA Quilters – 2026 Membership

Thank you for being a member of this wonderful organisation which celebrates the art of quilting. This is just a quick note to let you know that SA Quilters membership is due to expire on 31 December 2025.

If you are unsure of your membership details, please contact me on [membership.saquilters@gmail.com](mailto:membership.saquilters@gmail.com) and I will respond quickly to your enquiry.

The annual membership subscription is \$60. You can find full details on how to renew your membership on the membership page at the SA Quilters web site at <https://www.saquilters.org.au/members-area/> and select the individual tab.

**You only need to complete the membership application form if any of your details have changed.**

**Payment can be made by EFT (preferred) to:**

Quilters' Guild of SA Inc

BSB 105-051

Account 207 144 540

Or by cash or card at any SA Quilters meeting, including Sit and Sew

**Important:** please include a reference: Member Number/Name

We encourage you to renew your membership so that you can continue to enjoy being part of SA Quilters. However, if it is not your intention to renew, please let me know so that I can remove your name from the reminder list. You will be welcome back anytime, just let us know.

Please ignore this reminder if you have paid your membership in the last few days.

Regards

Kathleen Rossini

Membership Secretary

Ph: 0412 001 696



## New Sit and Sew Group *Northern area*



**Starting 9<sup>th</sup> Feb, 2026**  
**Broadview Masonic Hall**  
**565 Regency Road**  
**Broadview**  
**2<sup>nd</sup> and 4<sup>th</sup> Monday**  
**10.00am – 3.00pm**

\$10 members, \$15 affiliate members, \$20 no- members

If possible, come from the east as can't turn right into the centre.





# SA Quilters News and Information



## SIT AND SEW 2026 RETURN DATES



SiPS (Sewing in Public Spaces) - 10th January 2026



Modern Mix SA - 11th January 2026



Saturday Starz - 24th January 2026



Unplugged Stitchers - 4th February 2026



Northern Sit and Sew - 9th February 2026



Sew it's Wednesday - 11th February 2026



**International Quilters Day – a day for Quilters to celebrate what we do in some way shape or form.**

SA Quilters has chosen to have a gathering day, where you can come for an hour or two or maybe longer.

Where you can have Devonshire tea, watch demonstrations, purchase from the invited shop, enjoy the quilt display, buy a raffle ticket for a quilt, buy tickets in the shoe box raffle for amazing prizes, buy second hand books, Clayton's kits and just have a natter and a cuppa and celebrate being a quilter.

Officially the date for International Quilters Day is the third Saturday in March but as the state election is that day next year, we have moved our celebration to Saturday March 14, 2026 at Vermont Church Hall. Entry, which includes Devonshire tea, will be \$5.

10am to 3pm. Information is on the website, in I-Patch and the SAQ FB page.

Please put the date in your diary and we look forward to seeing you there.

For those of you who belong to a country group and are unable to join us in the city, you may like to "stitch in a public space". Take your hand work and gather for a coffee in the pub or the local coffee shop. You could ask permission to set up a table and a few chairs in the local supermarket or shopping mall. Maybe picnic in the local park. Anywhere you can gather and have a natter and a cuppa and celebrate being a quilter.

# SA Quilters News and Information

---

## Seeking interested quilters willing to volunteer on SAQ teams

If you feel you would like to volunteer on a team with SA Quilters, we would love to have you join us. To help you identify where you might fit and feel comfortable, we have compiled a list of some of the skills/ expertise we are looking for. Don't be overwhelmed you don't have to consider them all, just choose somewhere that interests you.

Our various events need lots of skills including:

publicity (social media, I-Patch, Website, poster & advertising design)

bookkeeping, secretarial, computer skills including spreadsheets

organisational skills, leadership, rostering, venue identification

raffles, demonstrations, guest speakers

catering

sponsorship

sit down jobs and active jobs

You might like to join one of our other teams like Appraisal, Judging, Leadership, Meetings Team. These teams need a wide range of skills as well. Some you will gain with the on the job training we have in place.

If you would like to help, please contact the Secretary: [secretary.saquilters@gmail.com](mailto:secretary.saquilters@gmail.com) or phone: 0428 829 536 for more information.



### NEW MEMBERS:

Judy Flatman

Lesley Ellison

Sharon Walker

Marjorie Asmussen

Jennifer Nunan

---

## QUILT ENCOUNTER 2026

### TUTORS

The Quilt Encounter Team are seeking submissions for tutors to teach at the **34th Annual Quilt Encounter** retreat to be held at the Stamford Grand Hotel, Glenelg from the 13th to the 18th September 2026.

Workshops to suit beginners through to advanced quilters in traditional, contemporary and artistic styles in both hand and machine work will again be the main focus of our event. If you would be interested in teaching for Quilt Encounter 2026 please send through your resume and some workshop options - including information on techniques, style and photos of your proposed workshops.

This information can be emailed through to us at Quilt Encounter [quiltencounter@gmail.com](mailto:quiltencounter@gmail.com) before the 31st January 2026.





# SA Quilters News and Information

---

SA Quilters has made and donated 91 Santa Sacks for [Backpacks 4 SA Kids INC.](#) from kindly donated fabric which was excess to requirements. Thank you to those who were involved. Backpacks 4 SA Kids is an amazing organisation and it is a privilege to support them at this time of the year.



---

Bring your project along to the February SAQ meeting and share your inspiration.

## President's Challenge

**Let your birth month inspire you in your creating.**



Piece  Number

Choose your birth stone or birth flower to inspire a project or colour choices in a project.



HartlandQuiltShop



# Jane and Cindy visit quilter Jan Watts

Hello, my name is Jan Watts, I have been sewing for as long as I can remember and became a quilting addict around 16 years ago. I have also dabbled in embroidery, collage, art quilts and thread painting and love all of them. If only there were more hours in a day! I sew on a Janome Continental M7 or my recently purchased Singer Featherweight. I also have a Janome Quiltmaker Pro18 Longarm, I quilt for others and that keeps me busy in between my own quilting. I have been a member of Bridge Patches & Quilters in Murray Bridge for about 5 years and President for 2 years. I like to organise workshops for our ladies, recently we had a 3-day workshop with Michelle Degroot. Before moving to Murray Bridge nearly 3 years ago, I lived on a farm and had a quilt shop in Lameroo. My partner was ready to retire so he sold the farm, I closed the shop and we retired to Murray Bridge. My other interests include collecting fabric and projects, reading and horses; I have 2 oldies that I visit daily. We have a caravan and love to travel, and of course I love to visit quilt shops along the way. On our travels I like to keep my hands busy so I usually take along some hand sewing, embroidery or Sashiko. By the time you read this I will be somewhere in Western Australia!



Make yourself a cuppa and enjoy the video of Jane and Cindy's visit with the very talented Jan Watts [HERE](#).



# Vale Colleen Ruth Archbold

Vale - Colleen Archbold 12-6-1951 - 19-10-2025

Colleen was a member of SA Quilters and taught at Quilt Encounter Roseworthy in 2001, 2002 & 2004. She also taught at Quilts & Threads owned by Yvonne on Lower North East Road, Dernancourt. She was a prolific designer of beautiful quilts featuring floral machine appliqué with 9 patch blocks and swag borders. Her choice of fabrics were usually pretty florals mixed with plaids, spots or stripes. Many of her designs were published in Australian Quilting Magazines during 2003 to 2006.

Sadly her health deteriorated with arthritis and hyper mobile Ehlers-Danlos Syndrome and she was no longer able to use her sewing machine. She turned her designing skills to knitting and crocheting and sold patterns on Etsy.

Colleen was diagnosed with Pancreatic Cancer in January 2025 and passed away in October. She continued to crochet right up to her final days.

The ethos "When life gives you scraps make a quilt" certainly applied to Colleen.



at

Lynn Ausburn, Colleen's sister



EXPERIENCE GEORGIAN AND REGENCY FAMILY LIFE 'AT HOME'

'What makes a home, a home?' Each room of 1860s East Melbourne townhouse, Fairhall, has been re-imagined, revealing new stories about the meaning of 'home' in the 1700s and 1800s.

Home Comforts features over fifty historical quilts from the private collection of Melbourne-based textile researcher and historian, Janet O'Dell, displayed alongside British and European fine and decorative arts.

Explore historical domestic spaces including an elegant drawing room, a merchant's dining room, a nursery with a cradle and dolls house, and a breakfast room. Discover some of the technological innovations that brought a new sense of comfort to the eighteenth-century home.

Your ticket includes:

- an introduction to The Johnston Collection
- an intimate guided tour experience with no more than 8 visitors per guide (groups of up to 22 are welcome)
- tea or Market Lane coffee served from Wedgwood fine bone china
- time to explore exclusive gifts, books, & homewares at TJC Emporium

WEDNESDAY – SUNDAY | 10:00 AM | 12:00 PM | 2:00 PM\*



INDIVIDUAL & GROUP BOOKINGS ESSENTIAL

JOHNSTONCOLLECTION.ORG/HOME\_COMFORTS

hello@johnstoncollection.org | +61 9416 2515



The Johnston Collection was bequeathed by William Johnston to the people of Victoria in 1910 and is administered as an independent charitable trust. The national collection is housed by the Victorian Trust. Donations over \$1 are fully tax deductible. ABN 97 994 940 541 | ACN 071 044 167

Keep Informed – Connect With Us



\*Closed on public holidays

# SAQ Community Quilts Team

## Team Leader:

### Carolyn Daniels

Thank you Carolyn for taking on this important role, and to those quilters who have volunteered to support Carolyn.

SA Quilters has formed a new Team that will receive and deliver quilts to palliative care centres in and around Adelaide.

The Team is starting small until they establish themselves and the collection and management of quilts.

The Team's requirements are that only well-made quilts, worthy of being gifted and that reflect the reputation of SA Quilters in terms of the standard of quilt making, will be accepted.

## Check list for all quilt donations

- \* Bright, cheery colours
- \* No larger than single bed size, no smaller than 40" x 48"
- \* No buttons
- \* Not too warm, to avoid overheating.
- \* Seams need to be secure.
- \* Aim for all over quilting that results in a soft quilt.
- \* Ditch stitched quilting should be avoided. Cross hatching is preferred for straight stitch quilting.
- \* Binding needs to be well put on – neat corners and no pleats.
- \* Ensure that there are no pins in binding or body of quilt.





# News From Our Quilting Community



## New Pattern by Rachelle Denneny Designs

[rachelledennenydesigns.com.au](http://rachelledennenydesigns.com.au)

Such a fun quilt to make with striking interlocking star blocks. Two sizes included.

This quilt has four main colours plus a neutral background fabric; you can choose between four different selections.



# News From Our Quilting Community



## Awards at AQC

There are a number of exciting awards presented each year at the AQC Gala Dinner, recognising achievement in the quilting community.

Nominations for these awards can be accepted from any individual or group. They are designed to acknowledge people who have made an outstanding contribution or achievement in the area of quilting.

[Website Details Here](http://aqc.com.au)

## **JANOME** *Sewing Solutions* \* **Mega Sale!** \*

Widebacks

**\$45 for 2 METRES**

All threads, notions, quilting  
supplies, patterns, and  
Janome feet & accessories

**25%  
OFF**

Fabrics from

**\$10 PER METRE**

207B Sturt Road,  
Seacombe Gardens, SA 5047  
(Opposite Westfield Marion)  
<https://www.sewingsolutions.com.au>

(08) 8298 8018  
[info@sewingsolutions.com.au](mailto:info@sewingsolutions.com.au)  
Monday - Friday 9am - 5pm  
Saturday 9am - 12pm



# Glenelg Quilters



*The Glenelg Quilters recently invited President Rosanne Fuller and Leadership Team member Denise Johnson to a very successful meeting. The following is a response from the Glenelg Quilters.*

Thank you for your attendance today, taking the time to meet with the Glenelg Quilters and distributing our quilts.

On the 18th November, the Glenelg Quilters invited SA Quilters President, Rosanne Fuller and SA Quilters Community Quilts Co-ordinator, Denise Johnston along with City of Holdfast Bay Mayor, Amanda Wilson and Community Development Officer, Martina Button to celebrate the fruition of a Children's quilt project, supported by a grant from the Holdfast Bay Community Chest program. Over the past 12 months, Glenelg Quilters have volunteered their time and resources to plan, cut, stitch and embroider these quilts to bring comfort and warmth to families going through difficult times. The group has been going since 1996 when two ladies decided to form their own group in the Glenelg area, meeting once a week making hand and machine stitched homemade quilts. The group has now grown to over 35 quilters and has lost count how many quilts have been made for charities over the years. This year the group made 41 quilts.

Thank you again for helping distribute these quilts.

Kind Regards,  
Debbie Anderson  
Secretary  
Glenelg Quilters



## FOR SALE: Singer Treadle Sewing Machine



Please phone Malcolm Cockshell on 0400 836 537

**\$200**



# Masonic Quilters

The Masonic Quilt & Craft Group held their Triennial Quilt and Craft Expo in Tailem Bend November 21<sup>st</sup>-22<sup>nd</sup> where members were able to display quilts and other craft items. The array of quilts showcased various quilting and patchwork techniques and ideas. For instance, one member blended her passion for machine embroidery with traditional quilt patterns to create a number of striking designed quilts. Another member combined her love for crochet to create an unusual but uniquely creative fusion of crochet and patchwork. Grouping of quilts using the same pattern and colourways resulted in a striking display of quilts that showed how a single pattern may be combined differently to produce a different looking quilt.



The event was well attended with people coming from around the district and the south east regions and some visitors journeying from Adelaide and the Adelaide Hills region. We appreciate all our visitors for their kind comments and for taking time to visit our display especially considering the inclement weather on the Saturday. Many also took the opportunity for a chat and a cuppa with a fresh Devonshire Tea scone.

We hold the expo every three years and members may now consider projects to complete in preparation for our next event in 2028.

Results of the raffle:

1<sup>st</sup> prize yellow C99    2<sup>nd</sup> prize yellow C90    3<sup>rd</sup> prize yellow C82  
4<sup>th</sup> prize yellow C85    5<sup>th</sup> prize blue B88    6<sup>th</sup> prize purple Y78

*Julie Gordon, Coordinator*



President Rosanne Fuller attended the exhibition and forwarded some of the photos that she took on the day.





# Masonic Quilters' Retreat

---

## MASONIC QUILTERS AND CRAFT GROUP ON RETREAT 20-23 OCTOBER 2025

The Mannum Bakery was full! Instead of walking in to find our reserved table we found a shop full of boating enthusiasts. Slowly, we nabbed chairs and table space as we could. That was until Sue hobbled in with her Moon Boot – then there was a quick reaction to get this poor woman seated and it all fell into place from then. True, we were on several tables but we were all promptly served with our own specific treats and enjoyed the start of our annual special time together. There were eleven of us with a guest Jennie, a friend of Sue's, joining us for the first time.

It took very little time, once we registered, to settle in to the Bunk House at the Caravan Park and commence work on the various projects planned for this special time. Most were planning to work on piecing a quilt top. Some, with a very definite plan, but others had just brought with them anything likely to be useful for the project that would hopefully emerge.

Pip had been busy prior to our retreat and very generously presented each person with a lovely multi purpose zippered bag. Thank you Pip, we love our bags.

Julie planned to make a small bag – she had with her the pattern and all the pieces she would require – this included special dragonfly pull tag pieces (hopefully that explains their function adequately) which Derylee had sourced when accessing all the supplies on line. The fabric featured dragonflies. Importantly, Derylee was alongside her! At the end of the Retreat these pieces emerged, like a dragonfly, into a beautifully made object of perfection.

Beryl, whose main focus has not been on quilting this year, worked on two granddaughters' very belated birthday gifts. A biographical cushion cover for one girl and a recipe book cover for the other. Mostly this was simple but as there was adequate time the design evolved to include a foundation pieced heart. Sue guided the construction of this step-by-step and a beautiful red heart emerged as a dominate feature on the book cover. This was almost ruined when, inadvertently, Beryl stitched a piece of tracing paper on top of it when she stitched around the square surrounding the finished heart. Neat trimming saved the day.

Sue, as usual, worked with small pieces on a specific design. At the last retreat Sue had challenged us to each make a block from the quilt she was working on. She gave us all the same pieces from the same fabric and the pattern and we were to each make up the block from our own stash. This has happened and the blocks have been joined, backed, quilted and bound to make a very special, attractive quilt. This is the first prize in a raffle which will be drawn at our Exhibition in November.

As I recall the other retreaters worked on quilt tops from their respective stashes. Some beautiful quilt tops, in much loved patterns, emerged. It was Jennie's quilt top that received the most attention – she invented the puzzle quilt! Just think about it for a moment. Most of the quilts being produced will be donated to a patient in hospital or palliative care. While most of the much loved patterns follow a logical pattern what could be better for a person with a lot of time to study the pattern than a pattern that doesn't lead anywhere. Our thoughts are with the recipient as they puzzle for hours as to how that design should work!

It was a special time of sewing and chatting, shared with visitors and far too much food and lots of memories for Sue, Pippa, Margaret, Kay, Chris, Julie, Jill, Jenni, Janelle, Derylee, and Beryl.

Photo of the group can be found on the following page....

# Masonic Quilters' Retreat (cont)

---



*Editor: I'm betting that a great many of our quilting groups will recognise exactly where this photo of the Masonic Quilters was taken!*

---

## QUILT ENCOUNTER 2026

### **Want to receive a copy of the program for Quilt encounter?**

Information about the program and the application form is only available via the hard copy full colour brochure produced each year. Interested participants pay a fee to cover the brochure printing and postage costs (currently \$12) to have a brochure sent to them. The brochure is posted out in early May.

To generate a reply-paid envelope in order for the brochure to be sent to you, please email **Quilt Encounter** [quiltencounter@gmail.com](mailto:quiltencounter@gmail.com) with your details. Payment for the envelope can be made via a direct deposit, details of which will be included in the email reply to you.

You may also purchase an envelope at any SA Quilters meeting.



# Women's Heart Disease Project—seeking support

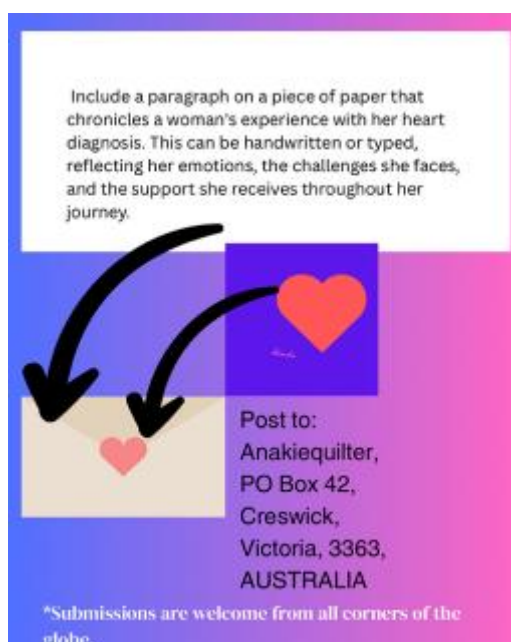
I am working on a project putting together a quilt that aims to illustrate the significant effect of heart disease on women and am trying to publicise this project as widely as possible so would be really grateful if you were to share this. I am asking for contributions of 20 cm x 20 cm blocks with some sort of heart motif and the name of a woman who has some sort of heart disease diagnosis. A short written story of this woman's journey with heart disease is to accompany this square.

I am mainly promoting this through my Instagram **@anachiequilter** but have also been fortunate to have it published in the my local quilt guild's newsletter, the Victorian Quilt Guild newsletter.

I anticipate that I will run this project for about a year. So far I have about 20 blocks and stories (from Australia, UK, Sweden and Germany)so I am a long way off my goal of at least a 100. I intend to get this quilt exhibited with the support of Her Heart Australia at craft and quilt shows and will publish a book documenting the quilt blocks with their stories. I have I attached the information as well as my own block and story as an example.

*Best regards*

*Ronda Hazell*



# February Meeting Details

## SA QUILTERS - MONTHLY MEETING

Thursday, 5th February 2026

Doors open at 7.15pm for an 8.00pm start

**Welcome address:** President, Rosanne Fuller

**Guest Speakers:** Jackie Harris, Jane Polden and Joyce Chapman—their secret passions!

**Shop:** Ezi Quilts and Stitching

[Website: https://www.ezyquiltzandstitching.com.au/](https://www.ezyquiltzandstitching.com.au/)

**Fat Quarter Raffle:** Purple and/or black

**Show and Tell:** Mystery Quilts

**Library:** Open for borrows and returns

**Kitchen open for tea and coffee**

## Whole Orange Cake - flourless

This is a wonderful moist cake that's bursting with orange flavour in a way that you can only achieve using whole oranges - rind and all! Boiling the oranges removes the bitterness from the pith (white part). You still get the faintest whiff of bitterness in the finished cake - but it's actually pleasant and reminds you that you're eating real oranges! It's a cake that's perfect to take to any gatherings since it's also **gluten-free** and everyone can eat it. The nutty almond flavour is wonderful, and keeps it ultra-moist.



### Ingredients

2 medium oranges, fresh whole with rind on 600g total weight (navel oranges are good as they are seedless)  
23cm cake pan  
1 tsp baking powder  
5 large eggs, at room temp  
1 cup caster sugar  
2.5 cups almond meal (I ground my own - natural almonds - in a Thermomix/food processor and kept them quite coarse – not flour)

### Instructions

**Preheat oven:** Preheat oven to 160°C/320°F (140°C fan). Grease and line a 22 cake pan with baking/parchment paper.

#### Batter:

##### 1. Boil 10 minutes:

Place oranges in a pot and cover with cold water. Bring to the boil over medium high heat. Boil for 10 minutes and drain.

##### 2. Repeat twice:

Put oranges back in the pot, cover with cold water and boil again for 10 minutes. Drain, then repeat more (ie. boil oranges 3 x 10 minutes).. This prevents the oranges being bitter. They should be soft/easy to pierce with a toothpick.

##### 3. Chop:

Rinse oranges, then cool slightly so you can handle them. Slice into 1cm / 1/4" slices then dice, removing any seeds. Cool completely.

##### 2. Blitz oranges:

Place chopped oranges in a food processor. Blitz on high for 4 x 10 second bursts, scraping down the sides in between, until it's pureed into a marmalade consistency with only a few visible bits of rind remaining. It does not need to be completely smooth.

##### 3. Blitz in remaining ingredients:

Add almond meal, eggs, baking powder and sugar. Blitz for 5 - 10 seconds on high until combined.

##### 4. Bake 60 minutes:

Pour the batter into prepared cake pan. Bake 60 minutes until the surface is golden and a toothpick inserted into the center comes out clean.

##### 5. Cool:

Cool fully in cake pan. Unless using loose base pan, cover surface with baking paper to help you turn it out (cake is sticky so may stick to your hand and tear surface otherwise.)

**6. Serve:** Decorate as desired e.g. slices of fresh oranges, rind strips and sprigs of flowers. A dusting of icing sugar / powdered sugar is also lovely. Cut, then serve! Also great warmed with cream and/or ice-cream.

Adapted from a recipe by recipetineats.com





# YAZZII BAGS READY FOR EVERY SEASON

Size Closed : 24 X 25 X 8 cms / 9.45 X 9.8 X 3.2 inches

Size Closed : 13 X 17 X 17 cms / 5.1 X 6.7 X 2.7 inches

**CA140**  
OVAL CRAFT  
BAG



**CA10**  
MINI CRAFT  
ORGANIZER  
(PETITE)



AVAILABLE IN 5 COLORS

sales@yazzii.com

**CA346**  
TRAVEL  
WALLET



Size Closed : 11.5 X 13.5 cms / 4.5 X 5.25 inches  
Size Open : 55 X 13.5 cms / 21.6 X 5.25 inches

**CA14**  
MINI CRAFT  
ORGANIZER  
(LARGE)



Size Closed : 17 X 24 X 8 cms / 6.5 X 9.5 X 3.2 inches

Instagram: /yazziicraft Facebook: /YazziiCraftBags Pinterest: /yazziicraftbags YouTube: /yazziicraftbags

Please visit the Yazzi website for more details:

<https://au.yazzii.com/>

## For Sale: Handi Quilter Capri 18 Sitdown Quilting Machine.

It breaks my heart to say it, but one of my quilting babies has to go — hubby says we officially have more machines than humans in the house!



### Capri 18 Features

- \* • 18" throat space
- \* • Insight table — with inbuilt stitch regulation.
- \* • HQ castors have been added to easily move it around.
- \* • Original accessories and Bobbin Winder
- \* • Original Machine box
- \* • Clean, loved, and ready for its next creative home with the attention she deserves.

It's had very little use since its last professional service.

**\$6500**

To view and/or test drive, contact Heather Hopkins

**0421 199 957**

## Here's a Go Cutter deal not to be missed!

SA Quilters has an AccuQuilt Go fabric cutter to sell. There is also a set of dies which really need to be sold together. The items have probably been used once judging by the wear on the consumables (the plastic shields). The Go cutter is a hand wind, not electric.


The Go Cutter (pictured right) comes with 1 standard die which includes: 4" finished Square, 2" finished square and two 2" finished half square triangles (pictured far right).

Retail price \$499-00 sell for **\$322-00**

The extra set of dies are (pictured bottom right) are

1 x 6 1/2" square retail \$105 (cuts one)  
1 x 3 1/2" square retail \$82 (cuts 2)  
1 x 3 1/2" x 6 1/2" rectangle retail \$60 (cuts one)  
1 x 6 1/2" half square triangle \$90 (cuts one)  
Full set \$337-00 sell for **\$225-00**

Please contact Heather Ford: 0438 272 408 or [heatherford@tpg.com.au](mailto:heatherford@tpg.com.au)





Save the Date Save the Date Save the Date Save the Date Save the Date

# Quilt Exhibition

**Sat 17**  
**Jan 2026**  
**10 to 4**

\$8 Entry  
Includes

Morning or Afternoon Tea

**Sun 18**  
**Jan 2026**  
**10 to 4**

Special  
Give-Aways  
Sunday  
2pm to 4pm  
every 15 mins

**Quilter in Residence – Heather Weatherald**

**Raffle Quilt – Proceeds to McLaren Vale CFS (\$2/ticket)**

**Best Ever Trading Table**

**EFTPOS Available**



Quilters Quarters

**Where:**  
McLaren Flat  
Community Hall

PennyLane  
Patchwork



**McLaren Vale Patchworkers**

Save the Date Save the Date Save the Date Save the Date Save the Date