



FEATURE QUILT - FRONT COVER

The McLaren Vale exhibition raffle quilt. A beautiful quilt designed by Cindy Massey and pieced by Cindy Massey and Jacquie Hart, appliquéd and quilted by Christine Reich

Inside this month

2025 Leadership
Team - Page 5

2025 Service
Awards - Page 5

Feature Quilter
Page 6

2025 Medallion Sew
Along - Page 7

Festival of Quilts
Page 11

Dare to Differ
Page 17

Quilt Encounter
Page 19

SA Quilters
Workshops Page 22

SAQA Exhibition
Page 26

A Focus on Quilting



Greetings,

I'm Rosanne Fuller, the new President of SA Quilters. The first thing I must do is thank Chris O'Brien for her leadership and hard work as President of SA Quilters. She came in for a second term when we couldn't find anyone else, and has been mentoring me, a newbie, all year. Thank you, Chris, for your care for us as quilters and ensuring our organisation is one of the best. There was nothing that you wouldn't do. You have certainly left big shoes for me to try to fill.

I would also like to thank the other three retiring Leadership Team members; Jackie Harris, Cindy Massey, and Julie Symons for their contribution to the Leadership Team and the many other activities that they are involved in. I know you will continue to support us in many ways.

Along with all the re-nominated members of the Leadership Team I would like to welcome the three new members: Ally Baum, Bev McBride and Tina Robson. Thank you to everyone who nominated.

At the AGM, service awards were awarded to Lesley Miller, Monique Reed, Therese May and Jill Clauson recognising them for five years of service. My thanks for what you do for SA Quilters, this not only goes to these four but also to the 120 others of you who volunteered in some way to make all the wonderful SA Quilters activities and events happen.

Congratulations to Lara Motta who was granted a scholarship and to the affiliated groups who were awarded grants. A Total of \$6,950 was allocated for grants and scholarships.

We had lots of launches at the May meeting:

- The 2025 Medallion Sew Along designed by Heather. The pattern is a lovely medallion quilt with lots of appliqué. Thank you; Heather, for all your work in putting together the sew along, the three testers: Chris, Sue and Kathy, and Kathy for all your work in making the instructions available to everyone.
- Dare to Differ entries opened and are open until 16th June.
- Quilt Encounter launched their program by announcing the tutors for 2025 and Ros Wyatt was awarded the Lessa Siegele scholarship. Congratulations Ros, a very worthy recipient.
- The Loose Threaders team who show visitors around officially started. If you haven't been to a meeting before, then do come; the team would love to welcome you.

With so many quilting opportunities available, including Festival of Quilts (11th-13th July), I encourage you to not only get involved, but encourage your friends to also join in the fun.

Lastly, I want to thank everyone for your best wishes in my new role. I am looking forward to supporting you in your quilting endeavours.

Happy quilting everyone,
Rosanne

Rosanne Fuller - President, SA Quilters
0432 483 263

- Guild Meetings
- Quilt Shows
- Workshops
- Special Events
- Feature Articles
- Member information
- Latest News

I-Patch is a digital online newsletter for **SA Quilters** members which is sent out by email on or about the 15th of each month to members' email accounts.

Communications Team:

Kathy Rossini
Chris O'Brien
Cindy Massey
Jane Polden
Ally Baum
Tina Robson
Rosanne Fuller

Guild Patrons:

Her Excellency the Honourable Frances Adamson AC,
Governor of South Australia and Mr Rod Buntin

Important Links

I-Patch Editors
ipatch.saquilters@gmail.com

Guild Facebook
<https://www.facebook.com/>

Guild Website
www.saquilters.org.au

Guild Web Manager
saquilters@gmail.com

Snail Mail submissions:
Quilters' Guild of SA Inc
PO Box 566,
Kensington Park SA 5068

To unsubscribe please email
saquilters@gmail.com

A Focus on Quilting

I-Patch is the monthly Newsletter of SA Quilters

Founding Co-Convenors

Rachel Dettman and Laine Gardner

SA Quilters Presidents

Rachel Dettman, Maree Gebhardt, Josie Fradd, Susan Murphy, Julie Lojszczyk, Nola Pearce, Jenny Loveder, Barbara Hallion, Mary Heard, Sandra Earle, Pip Scholten, Maxine Smith, Raelene Draheim, Candy Walker, Kay Lovell, Vicki Hart, Christine Baker, Chris O'Brien, Heather Ford, Rosanne Fuller

SA Quilters Life Members

Rachel Dettman, Maree Gebhardt, Josie Fradd, Susan Murphy, Julie Lojszczyk, Nola Pearce, Jenny Loveder, Valda pedder, Margaret Russell, Lessa Siegele, Helen Sparkman, Faye Packham, Claire Pope, Roma Good, Barb Hallion, Noeleen Williamson, Michele Hill, Mary Heard, Jean Deere, Bronwyn Atkinson, Candy Walker, Heather Ridley, Kay Wilson, Otto Windler, Heather Ford, Kerry Brand, Bronnie Young, Jan Goulter, Maxine Smith, Raelene Draheim, Jill Christian, Keith Holland, Anne Marie Serrano, Chris O'Brien, Vicki Hart

SA Quilters meet on the first Thursday of each month (except January) at 7.15pm for 8.00pm start at Burnside Community Centre, Burnside Town Hall, Portrush Road, Tusmore.

The aims of SA Quilters are to:

- To promote the art of patchwork and quilting.
- To provide a forum for quilters in South Australia.
- To encourage the formation and maintenance of quilters' groups within South Australia.
- To seek, encourage and maintain a high standard of design and technique in both traditional and contemporary quilt making.
- To foster and maintain an interest in the history of patchwork and quilting.
- To hold, organise and take part in exhibitions and workshops whether in South Australia or elsewhere.
- To provide information, knowledge and skills with regard to quilt making in South Australia or elsewhere.
- To do such other acts and things as are in the opinion of the organisation ancillary or conducive to the achievement of any one or more of the above objects.

Contents

Page	Content	Page	Content
2	President's Report - Rosanne Fuller	15	Appraisal Panel final date before FQQ
4	Upcoming Meetings	16	Bookends with the Librarians
4	President's May Challenge	17	Dare to Differ
5	2025 Leadership Team and Service Awards	18	SA Quilters Meeting Notes
6	Feature Quilter - Raelene Draheim	19-20	Quilt Encounter
7	Judging Team Vacancy	21	Burra Quilters and Hobbysew
7	2025 Medallion Sew Along	22-23	SA Quilters Workshops
8	Mentoring with Margaret Hurrell	24	An interesting Restoration Project
8	Appraisal Team Vacancy	25	Bernina 990
8	Glenelg Quilters Vacancies	26	SAQA Exhibition
9-10	Port Elliot Patchworkers News	27-28	Quilting Life Balance by Ally Baum
11-14	Festival of Quilts	29	Arts on Ormerod - Pam Holland Workshop
15	Make Modern Magazine - Wendy Whellum	30-31	Loxton and Woodpatch Quilters Exhibitions

SA QUILTERS - MONTHLY MEETING

Thursday, 5th June 2025

Doors open at 7.15pm for an 8.00pm start

Welcome address:	President, Rosanne Fuller
Guest Speaker:	Jen Guest, Physiotherapist and Senior Educator
Demonstration:	Emilie Knight - <i>Continuous Folded Points</i>
Shop:	Hobbysew
Community Quilt:	Festival of Quilts
Fat Quarter Raffle:	Slow stitching items – eg: doilies, laces, embroidered serviettes etc
Show and Tell:	Slow Stitching
Library:	Open for borrows and returns



Kitchen open for tea and coffee



ADVANCE NOTICE July Meeting



Please Note:

SA Quilters meeting in July has been changed from the 3rd July to the **10th July 2025**.

The awards presentation for Festival of Quilts 2025 will be at the SA Quilters meeting on the 10th July, commencing at 8pm.

Festival of Quilts will commence on Friday 11th July.

President's May Challenge.....

At the May Members Meeting I encouraged everyone to join me in an activity of playing with an imaginary fat quarter. We made out we found a fat quarter in our pocket or handbag and started playing with it. We did things like:

Imagine what our fat quarter looked like, was it our favourite colour, what pattern was it?

Then hide it because we had promised our partner, we are not buying anymore fabric,

snuggled up to it to feel the soft fabric on our face,

showed it the person sitting next to us. Did we want to swap it or did we still like our fat quarter?

Then packed it up and put it back in our pocket or handbag.



When we had finished playing with our fat quarters, I asked how it felt to be playing with imaginary fabric as the room was full of smiles and laughter. I then encouraged everyone to play even if it is with imaginary fabric as it seems to make us happy.

To also remind us of the activity everyone received a fat quarter and were challenged to make something with it by next meeting. The project could be something small like a project bag, an origami folded basket or used in part of a quilt. There are so many possibilities. Just have fun doing it.

I wonder how many of you will take the challenge and if any groups try it? There is a post on the SA Quilters Facebook page where attendees can post their makes. I look forward to seeing everyone's creations.

Rosanne

2025 Annual General Meeting

2025 Leadership Team



Standing - Left to Right: Michael Barton, Tina Robson (Vice President), Heather Ford (Vice President), Peg Argent, Gaylene Morgan (Secretary), Jan Goulter (Assistant Treasurer), Denise Johnston, Shez Hobbs, Kathleen Rossini, Margaret Hurrell, Ally Baum
Seated: Rosanne Fuller (President), Bev McBride (Quilt Encounter), Ann Ewer (Festival of Quilts)

Absent:



Keith Holland
Treasurer



Wendy Hunt



Ros Wyatt

Outgoing President, Chris O'Brien, awarded members for their dedicated five years of service to SA Quilters.



Lesley Miller



Jill Clausen



Therese May



Monique Reed



Newly elected President, Rosanne Fuller, presented outgoing President, Chris O'Brien, with our thanks and appreciation for her leadership of SA Quilters

Feature Quilter

This month we are pleased to present our Feature Quilter, Raelene Draheim.

Raelene was President of SA Quilters from 2005 to 2007 and was awarded Life Membership in 2021.



Hello, my name is Raelene Draheim, and I am a long time member of SA Quilters. I don't make it to all Guild meetings these days, but I have served on the Executive Committee, the Judging Panel, and the Appraisal Panel, and am a Past President. I have also attended at least 14 wonderful Quilt Encounters.



I came to quilting in the 80s after a long time interest in colour, fabric and fibre, whilst watching my mother making our clothes and then stitching my own clothes. I had made a few quilts without really knowing how to go about it, (or how to cope with the thick wadding available in the 70s!). A basic course on quilting techniques to make a sampler quilt, and a quilted jacket class pretty much saw the end of my dressmaking - reversible vests, usually decorated, for my husband and myself being the exception for some years.



I love the way a quilt pattern can look so different according to the fabrics and colours chosen. I liked learning different techniques for cutting, stitching, appliqué, quilting, dyeing and printing fabrics etc which soon enabled me to create pictures and tell stories. I became particularly interested in wall hangings and textile art, and enjoyed entering challenges. This interest has continued. I like to use whatever fabric/textile and adornments fit the piece, often recycling or repurposing items. I also enjoy making fabric post cards and notebook/journal covers, the latter being a good way to use samplers and workshop pieces.



Besides quilting and textile art I like to travel and take photos. I enjoy working on my family history, and I am also working to pass the Embroiderer's Guild Certificate course.

Besides SA Quilters, I belong to several other smaller groups and 2 friendship groups. They all provide great companionship, and along with my other interests, keep me challenged! I have exhibited many of my works, won a few awards, taken classes, and coordinated a community wall-hanging. All this as a result of that first quilting class.

Click [here](#) to join Cindy and Jane on their visit with Raelene at home.

Are you interested in joining SA Quilters Judging Team?

Well, now is your chance to apply, as there is a vacancy on the team, and we would love to hear from you. Applicants must be an individual member of SA Quilters. Judging meetings are held four times a year and Festival of Quilts Judging day and on the job training.

Please send expressions of interest to the Team Leader

Jill Christian

Email : wg.jc.christian@gmail.com

Phone : 0421 937 352



Please tell us a little bit about yourself and your quilting history, your special quilting interests or area of expertise.

Applications close 15th August 2025

SA Quilters 2025 MEDALLION SEW ALONG

Heather Ford officially released the SA Quilters **2025 Medallion Sew Along**. Her beautifully designed quilt will give you hours of pleasure as you follow her instructions over the next eight months to create the quilt as your own.

These photos show the four quilts which were made by Heather and her friendly testers to give you a roadmap to follow. You will find Month 1 in the files on the dedicated Facebook page [here](#) and you can also download them from the SA Quilters web site - [here](#).



Heather Ford



Chris O'Brien



Kathleen Rossini



Sue Knuckey

MENTORING with Margaret Hurrell

Recently SA Quilters was contacted with a request to provide assistance to a year 12 student. This is the message we received:

"Hello! I'm hoping you may be able to help. My daughter is in year 12 and doing her research project (now called AIF) on making a quilt. She's had to learn from scratch using a sewing machine and cutting etc and has put together a few squares. Part of the project involves getting feedback from an experienced quilter. Would you be willing to put a call out to any experienced quilters who might be happy to give feedback and offer some tips?"

This week I had a meeting with Hollie and her mother, and was able to provide some feedback and guidance. Hollie is making a quilt that she hopes will become a family heirloom. She was very receptive to the suggestions I made, and we intend to get together again as her quilt progresses, as well as when the time comes to make the label, which will include the story of why she is making this quilt.

It was lovely to meet a teenager who is so enthusiastic about this traditional craft. Hopefully this research project will be a positive experience for her and she does well with her year 12 assessment. I also am hopeful that Hollie's quilting journey will continue beyond Year 12. (Photo published with permission).



SA Quilters APPRAISAL TEAM VACANCY

Are you interested in joining SA Quilters Appraisal Team?

Well, now is your chance to apply, as there is a vacancy on the team, and we would love to hear from you. Applicants must be an individual member of SA Quilters. Appraisal are conducted six times a year and training is on the job. We meet in February and then alternate months on the Friday following the SA Quilters meeting.

Please send expressions of interest to the Team Leader:

Heather Ford
31 Hilda Terrace
Hawthorn 5062 or
Appraisals.saquilters@gmail.com



Please tell us a little bit about yourself and your quilting history, your special quilting interests or area of expertise.

Applications close Tuesday, 3rd June 2025



Glenelg Quilters

Glenelg Quilters currently have a few vacancies in their day group meeting on Tuesdays. For all enquiries please email Debbie Anderson at Glenelgquilters@gmail.com

Debbie Anderson
Secretary, Glenelg Quilters

Welcome new SA Quilters members:

Anthea Morrison

Diane Sumner

Port Elliot Patchworkers News

Port Elliot Patchworkers held their biannual exhibition on 26 and 27 April in the Institute on The Strand in Port Elliot. We had a great turnout on both days with a steady stream of just under 200 visitors.

The exhibition was titled **Quilts n Bags**. Fifty-two quilts were on display including the raffle quilt and two challenge quilts. We forgot to count how many bags were displayed on the tables and quilt frames- whoops! (not to mention the dozens that were sewn for the trading table).



Each year PEP and Yankalilla Threads take it in turns to host an end of the year get together. In 2024 it was Threads turn to host, and their creative Christmas challenge was set for both groups members to each create a 13 inch square (3 layers quilted and unbound) in black and white and could be embellished with applique, embroidered or not. Threads made two quilts from the squares and they generously gifted this beautiful black and white quilt to us which we will be raffling for our Biggest Morning Tea on 23 September.

In 2023 it was PEPs turn to host and the subject was 'Fleurieu' with the blocks to measure no larger than 12 x 14 inches. One of PEPs members is also a member of Goolwa Patchers and this group had four large, quilted pieces depicting local scenes that they had acquired. The group had no idea what to do with them so with the suggestion of 'how about donating them to PEP', the group further embellished them and happily handed them over.

The best use of the blocks (as shells, beads and raw edge applique were used on some) was to make it into a wall-hanging. The layout was designed and finished by Rose-Marie Vasiljuk using the leftover cream fabric from the 2025 raffle quilt.

Two of our talented members also donated their time and talents to hold working displays. Katherine makes rope baskets, and rope bags and purses, and also attends local craft markets. Kris Paul who is a quilter and embroidery machine whizz made our queen-sized raffle quilt on her embroidery machine.



Katherine Middleton on left - Rope baskets and Kris Paul

To add to the colour, **PennyLane Patchwork** was our pop-up shop with so many luscious items to buy. Penny is always very supportive of our fund raising with many raffle tickets being sold in her Victor Harbor shop - thank you Penny!

Drawing the raffle prizes – Lindsay Robertson PEP President and Penny from PennyLane Patchwork

Winners of the raffle: 1st prize - T Greenhall; 2nd prize - G White and 3rd prize - A Bartlett. Viewers' Choice winner's 1st - Lyn Egel, 'Sunshine Garden' quilt, 2nd - Kay Calder, 'Fusion quilt', Joint 3rd - Kay Calder 'North Star' quilt and Robin Lawrie '4577' quilt. Congratulations to all winners.

PEP would like to say thank you to all who attended our exhibition which is one of a number of events we hold to raise funds for our local charities.

Rose-Marie Vasiljuk
PEP Secretary





Festival of Quilts 2025

Friday 11 – Sunday 13 July | Adelaide Showground

In association with CraftAlive

Entries News:

Early Bird Draw

All those entrants who put their entries in early, were in the draw for 3 prizes.

These were won by:

Julie Tanska, Wendy Whellum and Claire Smith

Congratulations to those entrants.

WINNERS



for

Packing a quilt for exhibition:

- Each quilt must be in its own fabric bag (no plastic bags or pillowcases) with the entry number clearly marked in big print and your name (smaller print) on the bag. Further details can be found in the Handbook under Preparing a Quilt for Exhibition (page 10). Rolled quilts, quilts in tubing, or quilts that require special handling, will not be accepted.
- Please find or make a bag that comfortably accommodates the quilt. The bag should totally enclose the quilt. All bags should have strong handles for ease of carrying but keep them simple and not too long.
- Fabric for the bag should be sturdy – calico, pre-quilted cottons, furnishing fabrics, preferably in plain colours, which are more easily identified by the handlers, as the identification numbers show up well.
- The ideal bags are available at the SAQ merchandise desk for only \$8. You can purchase one at the June meeting.
- If your quilt is too big for the SAQ bags: Patterns for Large and Extra Large zippered quilt bags can be found on the SA Quilters website [here](#).

Festival of Quilts: *Important Dates*

Entries Close	Friday, 6th June 2025	
Posted Quilts	To be received by Friday, 27th June, 2025	
"The Project" Delivery	Last delivery at June Members' meeting on Thursday, 5th June	
Quilt Drop off	Tuesday, 8th July, 2025 at Showgrounds	10am—2pm
Awards Presentation	Thursday, 10th July at SAQ meeting	8pm
Quilt Pickup:	Sunday, 13th July 2025, at Adelaide Showgrounds	5:30pm—6:00pm

BERNINA
made to create

OLFA
Best made cutting tools in the world.®

Melann's
FABRICS & SEWING CENTRE



Festival of Quilts Raffle

First Prize: Quilt entitled **"Jacob Reinvented"**, 215 cm square
Made by SA Quilters Appraisal Team and quilted by Kathleen Rossini



Second Prize: Bernette 05 Series

Academy sewing machine

BERNINA
made to create

Get your raffle books now!

- The quilt will be on display at **Widebacks** during the month of May - 22 Farrow Circuit, Seaford. Phone 8370 7546. Open Monday to Friday 9.30am to 3pm. Saturday 9.30am to 2.30pm
- In June, see the quilt at:
Kornacraft, 108 Murray Street, Gawler
Open Monday to Friday 9am to 5pm. Saturday 9am to 4pm

Raffle books available at all Members Meetings, or from Margaret Hurrell,

**To be drawn at the August Members' Meeting
Thursday, 7th August 2025**



Close-up



Supporting Puddle Jumpers
Because Kids Matter



Festival of Quilts 2025

Friday 11 – Sunday 13 July | Adelaide Showground

In association with CraftAlive

The 2025 Project - Christmas Place Mats

Last collection at June Members' Meeting

Size: 45cm x 35cm (approx. 18" x 14")

- Make fairly flat - no embellishments or trapunto
- Use Christmas fabric on front
- Binding not essential - can be turned and quilted

These will be displayed at the Festival and then donated to the Salisbury branch of Meals on Wheels to use after the event.





Festival of Quilts 2025

Friday 11 – Sunday 13 July | Adelaide Showground

In association with CraftAlive



Hidden in Plain Sight

Every year over the Christmas break, the Modern Mix committee sets a challenge for our modern quilters to keep their creative juices flowing.

When the group meets in the New Year, we have a wonderful show and tell to share what has been achieved. This year that display generated lots of gasps and hand clapping.

Our Summer Challenge was, "to provide your initials in a modern way in our usual format (which is 12" x 18", faced and in portrait orientation), BUT.....you had to disguise them or make them disappear into the design so that they are hard to see."so as to be **Hidden in Plain Sight**.

Can you tell who is who or where their initials are hiding?



We have been very fortunate to be able to showcase our considerable talents at each year's Festival of Quilts. This year we are happy to have been included again, so come find us and put your skills to the test.

BERNINA
made to create

OLFA
Best made cutting tools in the world.®

Melann's
FABRICS & SEWING CENTRE



It's not a Competition – it's an Exhibition

We rely on your entry to ensure a fabulous display

Please enter NOW!

Which category? Pieced, Appliqué, OR Pieced & Appliqué?

There must be a significant proportion of both appliqué and piecing for the Pieced & Applique category. Sashing and simple strip borders, or joining appliqué blocks, is not enough for P&A.

Amateur or Professional?

If you are an Amateur, but a Professional quilts your quilt – please enter the Professional category, if applicable, but enter your "Status" as an Amateur.

What to do if you don't receive the entry confirmation email?

Please do not re-enter. Call the Entries Manager, Ann Shuttleworth, telephone 0415 200 052 to check that we have received your entry.

Craft Alive

Adelaide

In partnership with
SA
Quilters

INTERNATIONAL GUEST

Akiko Ike

**Renowned textile artist,
Akiko Ike, from Niigata, Japan.**

Ike is the owner of the Niigata Ginka Gallery and Shop. At the age of sixty, she began creating her stitched pieces, using thin, worn out (boro) indigo-dyed nappies, and old work clothes. Giving these and other old textiles, such as worn mosquito nets, advertising banners, and wrapping cloths, new life by stitching with strong new thread, she has developed a distinctive personal style known as Boro Chiku Chiku.

Pouch bag Workshop

Sunday only. Limited seats

Learn her signature techniques with this Chiku Chiku pouch bag using all vintage Japanese fabrics brought from Japan by Akiko and her bespoke thread.



Exclusive Floor Talks

Daily | 10.30am & 1.30pm

Akiko Ike, will speak to her methods and philosophy in creating her stunning work. You will be amazed at the magnitude and beauty of the works she will display in Adelaide.



11 – 13 July 2025

Adelaide Showground

EVENT INFO & TICKETS : craftalive.com.au

Don't miss the last opportunity to have your FOQ entry quilt appraised by the SA Quilters Appraisal Team. A Certificate of Appraisal authenticates a quilt's worth for insurance purposes and validates the work you have put into your precious quilt.

Last Appraisal Day before the 2025 Festival of Quilts is **Friday, 6th June 2025**.

Book your quilt today by emailing Heather on appraisals.saquilters@gmail.com or phone Heather on 0438 272 408

Greek Almond Biscuits

INGREDIENTS:

375g almond meal
1 cup caster sugar (200g)
¼ teaspoon almond essence
3 egg whites lightly beaten
1 cup flaked almonds

INSTRUCTIONS:

- Preheat oven to 180°
- Grease oven tray
- Combine meal, sugar and essence in large bowl
- Add egg whites, stir to firm paste
- Roll level tablespoons of mix into logs and roll in flaked almonds
- Shape into crescent
- Bake for about 15 minutes




Thanks to Ann Ewer for alerting us to this delicious gluten free biscuit recipe

make MODERN

Congratulations to SA Quilters member, Wendy Whellum.

Wendy's quilt, **Rainbow Log Cabin**, featured on the front cover of Issue 64 of Make Modern Magazine.

Make Modern is a digital quilt magazine created in Australia by passionate modern quilters and delivered to quilters all over the world.



Published every two months packed with modern quilt patterns, feature articles and interviews with quilt designers.

You can subscribe [here](https://www.makemodernmag.com/).

Bookends with the Librarians

Hello again, SA Quilters.


Bookends with Mike has now become **Bookends with the Librarians**.

Jackie, Christine and I are going to share new books to entice you, and old favorites to remind you of some of the golden oldies that become overlooked because of new brighter more colourful books or techniques, which may be as good as the newbies or even better.

If you are like me and like a lot of colour, one of my favourite books is **Karen K. Stone Quilts**. New York Beauty, Orange Peel, Pickle Dish and Clam Shells among others, although she gives them her own names.

Karen talks to the beginning and advanced quilter. There are chapters with hints on fabric and colour, foundation piecing, appliqué, embellishment and quilting.

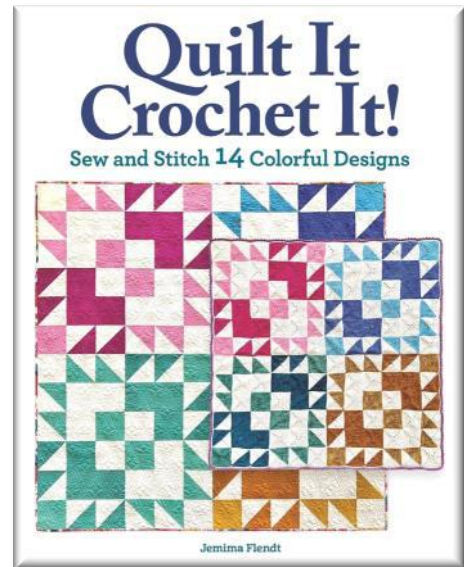
The book is nicely illustrated with gorgeous colour photos of the quilts. Easy to understand diagrams and pattern pieces help to achieve an intricate quilt with not a lot of fuss.



Quilt It Crochet It! by Jemima Flendt is another overlooked book in our library. Seven colorful designs in a quilted version and a crochet version of the same quilt. Start with smaller projects like Log Cabin potholders and cushions and work your way into simple quilts with squares to half square triangles. There is a beautiful neutral baby quilt using applique circles. All the quilts then have their crochet version to challenge your skills.

There are clear photos of the quilts and the crochet projects. If you are an all-thumbs crochet person like myself Jemima has included sections of how-to crochet photos and diagrams with each project to help you along the way. Basic quilting and tips also follow through the book to help new quilters get great results.

The final project is a fat quarter pillow set that combines both skills. A great way to use both or learn a new technique to add to your repertoire.




Hold up your hands all you Kaffe Fassett lovers. I am bringing in a few of his "Quilting in..." books to fill in some of the gaps we have, but his latest book **Kaffe Fassett's Timeless Themes** is both new and reflective of old prints and patterns. The Kaffe Fassett Collective consists of three designers; Brandon Mably, Phillip Jacobs and Kaffe Fassett all designing under the Kaffe Fassett Collective for the past 30 years.

Kaffe goes on a journey back through time looking at a lot of their old classic fabrics in their archives. He talks a lot about how the three of them have taken motifs from carpets, textiles, pottery and wall decorations from cultures all over the world and over many years of travel and collecting and looking at what other cultures are wearing. The book is lavishly photographed illustrating a lot of the found objects and how the colours and prints ended up in fabric.

Part one of the book is broken up into themes in old and new quilts, old and new fabrics: Bold Stripes, Complex Stripes, Circles, Vases, Baskets & Bowls and other themes that will be familiar to Kaffe Lovers.

Part two are the instructions for the quilts. Like all his books simple instructions and diagrams fill each page for the beginning quilter or the more experienced.

Michael Barton





Dare to Differ

19 September 2025 to

19 October 2025

Held at Gallery M

(The Marion Cultural Centre - 287 Diagonal Rd, Oaklands Park SA 5046)

The exhibition will showcase Australian contemporary quilts predominantly fibre and composed of at least two distinct layers, stitched together throughout the quilt. They will be innovative, original and of course "*Dare to Differ*".

Conditions of Entry are available on the SA Quilters web site [here](#).

ENTRIES ARE OPEN
1 MAY TO 16 JUNE 2025

CLICK HERE TO ENTER

For any further information Email

Sue Knuckey

Convenor of the "Dare to Differ" Exhibition



SA Quilters Meeting Notes

Thursday
1st May 2025

President, Chris O'Brien, welcomed 114 members, visitors and guests to the SA Quilters 2025 Annual General Meeting. Chris handed the meeting to Nola Pearce who acted as the electoral officer. Nola declared all positions vacant and the 2025 Leadership Team was duly elected. (See elections and award details on the page 5). Newly elected President, Rosanne Fuller, managed the May monthly meeting. Lesley Miller received the President's Encouragement Award and Elizabeth Chadwick was the lucky door prize winner. Our thanks to Christina from Melann's Fabric and Sewing Centre for donating prizes to our lucky raffle winners. At the end of the meeting, Rosanne issued a challenge to members - see details on page 4.

Special Events:

- Heather Ford introduced the 2025 Medallion Sew Along. Instructions will be released each month for eight months, finishing in December. Participants can post their progress on the Sew Along Facebook page. Details on page 7
- Ann Ewer updated the meeting on arrangements for the 2025 Festival of Quilts. The three early bird winners were Julie Tanksa, Claire Smith and Wendy Whellum.
- Bev McBride launched the 2025 Quilt Encounter, advising us of the exciting list of tutors and classes. The brochure is in the mail.
- Zara Zannettino let us know about the SAQA Oceania Sturt Pea Pod exhibition. Details on page 26

Our sincere thanks to Christina from Melann's Fabric and Sewing Centre which was the May feature shop at the SA Quilters meeting. We acknowledge and appreciate the effort required to pack up and transport goods to the meetings. Find out more about Melann's on the web site [here](#).



Christina and Catherine
from Melann's Fabric and Sewing Centre

SHOW AND TELL Nothing is to scale here



Lara's dress and jacket



Annette's quilt



Lesley's colourful
modern design



Michael's Challenge projects



Outgoing President, Chris O'Brien's 2024 Leadership Team Challenge was "Spot"

L to R: Rosanne, Ann (top), Wendy (bottom), Margaret, Heather, Jill, Michael, Gaylene, Kathy, Denise, Julie, Jan, Peg, Jill (holding Cindy's project)

33rd Annual Quilt Encounter

14th to 19 September 2025

at the Stamford Grand, Glenelg

This is our 33rd Quilt Encounter and we hope you can join us for this great annual event. If you have requested a brochure, they are on their way to you now via Australia Post! This year there are lots of choices with 1, 2 and 3-day workshops offered for beginners through to advanced quilters in contemporary, traditional and artistic styles incorporating hand and machine work.

This year we have two first time local South Aussie tutors teaching at Quilt Encounter. Ali Philips from Arabesque Scissors will be teaching a project specially designed for QE using our Tropicana theme. Also teaching for the first time is Alison Watts who will be bringing her extensive love and knowledge of Sashiko to QE. Alison has been living in Japan for more than two decades and while there translated Sashiko books into English.

Another two well-known South Aussie tutors at Quilt encounter this year are Rachelle Denny and Heather Hopkins. Rachelle will be teaching her Little Moments Quilt and a modern mystery quilt project. Heather will be teaching appliqué and free motion collage quilting.

From New South Wales we have five tutors joining us. Kathy Doughty is returning and teaching Windmill Picnic, an appliqué quilt and Soul Searching with lots of information on techniques, colour theory, texture, scale and value. Lynne Wilson will be teaching the By Annie Duffle bag along with two other projects to use your stash and your scraps. Wendy Williams workshops will include lots of wool embroidery as well as an adorable improv fish pillow or quilt using an improv curved seams technique. Jodi Godfery has three English paper piecing workshops for the hand sewers, all three are beautiful projects. Michelle Marvig is also joining us and teaching a template quilt project perfect for your stash, a Dresden plate applique project (hand or machine) and a foundation paper piecing project.

Finally, but by no means least from Victoria, Christine Lethlean will be returning and teaching two great Textile Art classes using our Tropicana theme.

Registration forms must be returned by 13th June.

If you are new to Quilt Encounter, check out the QE web page on the SA Quilters web site [here](#) for information about QE. For more information, please email quiltencounter@gmail.com

The Quilt Encounter Team

Friday Night on the Couch

On 19th September we will have a fun and relaxed evening titled '*On The Couch - Chatting with Kathy Doughty and Wendy Williams*'. This will be a great night with these two highly acclaimed and very talented women - Kathy and Wendy are good friends and will be sharing some of their experiences throughout their respective journeys in the quilting world. We will also have a feature display of quilts from both Kathy's and Wendy's designs.

Tickets are \$45 including a light supper and tea/coffee provided afterwards. Please email quiltencounter@gmail.com for information or tickets to the Friday event.

Quilt Encounter *Live in Retreat* 2025



Sunday 14th - Friday 19th September

**Featuring this
year's tutors:**

Rachelle Denny – Glenelg North, SA
Kathy Doughty – West Ryde, NSW
Jodi Godfrey – Orange, NSW
Heather Hopkins – Aberfoyle Park, SA
Christine Lethlean – Clunes, VIC

Michelle Marvig – Kelso, NSW
Ali Phillips – Gummeracha, SA
Alison Watts – Mitcham, SA
Wendy Williams – Cunjorung Point, NSW
Lynne Wilson – Bowral, NSW



**At the Stamford Grand Hotel
2 Jetty Road, Glenelg SA**

SA 
Quilters

All Things Bright and Beautiful with Burra Quilters

The Burra Quilters Exhibition on show in the Burra Art Gallery has been extended for another two weeks, now closing on the 1st June. This extension has been kindly offered to us by the Gallery Board as the Exhibition that was to follow us has been cancelled, so, rather than close the Gallery and as our Quilts have created so much interest we have accepted the offer of this extra time. This means that if you have not yet had a chance to see this display, there is an extra two weeks to take the opportunity to take a road trip.



We are fortunate to have the use of this building with a great open space and specialist lighting. We also have a Trading Table with many affordable items.

It may mean that the two Raffle Quilts (proceeds to Angel Flight) might have to go to their forever homes before closing date as we need to draw the raffle on the advertised date, 18th May.

We are receiving great accolades and the display is living up to its name. During the period to 18th May, we have been able to roster members on each day, this may not be the case, but if you are planning to visit and would like to meet one of our members phone our President, Ruth Labella on 0417 852 896 and she will do her best to get someone to be at the Gallery to meet you.'

Opening hours are daily 1pm to 4pm, the attached photo is a sample of what's on show.

HOBBIYSEW
is THE STORE
for June's Meeting



360 North East Road, Klemzig SA 5087

Hosted by



Workshop Report - Stitch Sampler on Felt

On Saturday 10th May, 16 enthusiastic students sat surrounding tutor Jill Christian, absorbing every word as she gave a fact filled overview of the different kinds of stitches that stitchers of today can use to enhance their work. Jill covered a range of topics, from needle types and range of threads to the many ways in which simple stitch techniques can be used to create different outcomes.


Throughout the day Jill divided the class into small groups around her table where she showcased specific stitch techniques, allowing students to watch close up and ask lots of questions.

Jill provided each student with copious and detailed notes to reinforce and extend the knowledge and skills learnt throughout the class.

While Jill fed students' urge to learn, Workshop Angels Heather, Coralie and Chris made sure that tummies were well fed throughout the day.

Thank you, Jill, for another wonderful workshop.

Chris O'Brien



SA Quilters 2025 Workshops

SA Q IMPROV CLASS with Jill Radcliffe

WHERE: Vermont Uniting Church Hall
576 Cross Road, South Plympton

WHEN: Saturday, 14 June 2025
TIME: 9.30am to 4.00pm

COST: \$ 85 - SA Quilters members per day
\$105 - Affiliate Group members per day
\$125 - non-SA Quilters members per day

SA QUILTERS WORKSHOP CODE: JR25



Jill Radcliffe



Have you always loved the way improv quilting looks?
Have you secretly wished that you could do it but are too scared to have a go?

Workshop full please contact
workshops.saquilters@gmail.com
to add your name to a wait list

This workshop will be popular, so get in quick to reserve your place!

Go to the Workshops page on the SA Quilters web site for details on how to register including application form. Click on [Workshops](#).

SA Q Plant a Seed with Cindy Massey

WHERE: Vermont Uniting Church Hall
576 Cross Road, South Plympton

WHEN: Saturday, 19th July 2025
TIME: 9.30am to 4.00pm

COST: \$ 85 - SA Quilters members per day
\$105 - Affiliate Group members per day
\$125 - non-SA Quilters members per day

SA QUILTERS WORKSHOP CODE: CM25



Cindy Massey



FUN FACT - THIS PROJECT IS MADE WITH SCRAPS!



Join me for a scrappy improv modern day of fun and sewing.

We will start making a basic tree block which could end up as a cushion, table runner or quilt, you decide.

If I've planted a seed of thought, we will move on to discover more ways to create a tree.

We will also discuss design background and creating your own design.

Hope to see you there.



Go to the Workshops page on the SA Quilters web site for details on how to register including application form. Click on [Workshops](#).

SA Q SASHIKO - BORO - and lots of fun with Jacky Eyre

WHERE: Vermont Uniting Church Hall
576 Cross Road, South Plympton

WHEN: Saturday, 9th August 2025
TIME: 9.30am to 4.00pm

COST: \$ 85 - SA Quilters members per day
\$105 - Affiliate Group members per day
\$125 - non-SA Quilters members per day

SA QUILTERS WORKSHOP CODE: JE25




Jacky Eyre

This is a small project that will include both Sashiko stitching and Boro. Whilst geared towards a Japanese look, this piece can be made in your own personal style - modern, retro, ethnic - whatever!

A 30cm/12inch square of fabric will be divided into sections which will then be filled with little samples of sashiko stitches as well as some mini boro blocks.

This is a fun project suitable for beginners through to more experienced stitchers. You will enjoy the experience of choosing and coordinating fabrics and then enhancing your layout with lovely stitching.



Go to the Workshops page on the SA Quilters web site for details on how to register including application form. Click on [Workshops](#).

SA Q DENIM TOTE WORKSHOP with Claire Smith

WHERE: Vermont Uniting Church Hall
576 Cross Road, South Plympton

WHEN: Saturday, 16 August 2025
TIME: 9.30am to 4.00pm

COST: \$ 85 - SA Quilters members per day
\$105 - Affiliate Group members per day
\$125 - non-SA Quilters members per day

SA QUILTERS WORKSHOP CODE: CS-25



Claire Smith

Using jeans of varying shades, you will create this very modern denim tote bag.

Two options:
• Option 1 - Scrappy Denim Tote
• Option 2 - Checked Denim Scrap Tote

Claire's expert instructions will take you through all the steps you need to make this tote bag.

Join in this fun project and end up with a beautiful, practical tote. Everyone will say "where did you get that?" and you can say proudly "I made it!"

Book your place early as this popular workshop will fill fast.



Go to the Workshops page on the SA Quilters web site for details on how to register including application form. Click on [Workshops](#).

SA Q Desert Sky with Elizabeth Chadwick

WHERE: Vermont Uniting Church Hall
576 Cross Road, South Plympton

WHEN: Saturday, 13th September 2025
TIME: 9.30am to 4.00pm

COST: \$ 85 - SA Quilters members per day
\$105 - Affiliate Group members per day
\$125 - non-SA Quilters members per day

SA QUILTERS WORKSHOP CODE: EC25



Elizabeth Chadwick

A Quilters Foundation Paper Piecing pattern. This is one of the most popular Quilters patterns. The technique of Foundation Paper Piecing involves sewing fabric to a foundation of paper that has preprinted lines and sewing instructions. This allows for perfect points and seam allowances. Slightly oversized pieces of fabric are sewn together and then cut back to their proper size. In this class we will cover floating points, cutting techniques, curved piecing and stacking techniques.

Purchase of pattern required and can be ordered from the tutor. All skill levels.

This workshop offers an opportunity to learn Quilting from an accredited Quilters teacher.



Go to the Workshops page on the SA Quilters web site for details on how to register including application form. Click on [Workshops](#).

SA Q EPP Pouch with Dawn Hay

WHERE: Vermont Uniting Church Hall
576 Cross Road, South Plympton

WHEN: Saturday, 11th October 2025
TIME: 9.30am to 4.00pm

COST: \$ 85 - SA Quilters members per day
\$105 - Affiliate Group members per day
\$125 - non-SA Quilters members per day

SA QUILTERS WORKSHOP CODE: DH25



Dawn Hay

Join Dawn as she takes you through the process to make this lovely pouch using English Paper Piecing and Embroidery.

Students should be able to complete the project on the day.

The pouch uses bag foam and kits are available for purchase in a choice of colours - pink, blue, purple, green, red or orange.



Go to the Workshops page on the SA Quilters web site for details on how to register including application form. Click on [Workshops](#).

SA Q LACE FLOWERS with Suzanne Gummow

WHERE: Vermont Uniting Church Hall
576 Cross Road, South Plympton

WHEN: Saturday, 18th October 2025 and
Saturday, 8th November 2025

TIME: 9.30am to 4.00pm

COST: \$ 85 - SA Quilters members per day
\$105 - Affiliate Group members per day
\$125 - non-SA Quilters members per day

SA QUILTERS WORKSHOP CODE: SG25



Suzanne Gummow

Have you ever wanted to create your very own original lace fabric flowers? If so this workshop is for you! You will create flowers with different lace techniques. This is a creative approach that will enhance your art quilts or collages.

Each person will end up with a variety of small individual flowers; some for quilts, collages or clothing, others for brooches etc.

Hand and machine stitching will be involved.

Suitable for all levels.

So come along and have fun.



Go to the Workshops page on the SA Quilters web site for details on how to register including application form. Click on [Workshops](#).

SA Q Nature's Stitch Project with Heather Hopkins

WHERE: Vermont Uniting Church Hall
576 Cross Road, South Plympton

WHEN: Saturday, 1st November 2025
TIME: 9.30am to 4.00pm

COST: \$ 85 - SA Quilters members per day
\$105 - Affiliate Group members per day
\$125 - non-SA Quilters members per day

SA QUILTERS WORKSHOP CODE: HH25



Heather Hopkins

Heather is well known for her

Workshop full please contact
workshops.saquilters@gmail.com
to add your name to a wait list



the stunning mosaic design with a combination of raw edge applique and thread sketching. Finished off with an array of free motion fill designs in the background to complement your piece and reflect your unique style.

Register for this workshop and take your quilting skills to the next level.

Go to the Workshops page on the SA Quilters web site for details on how to register including application form. Click on [Workshops](#).

Don't miss out on registering for the fantastic selection of workshops offered during 2025. You can find all the registration details on the Workshops page on the SA Quilters web site [here](#).

An interesting Restoration Project undertaken by Jacqui Fanning

Jacqui is a member of McLaren Vale Quilters

I have recently completed the restoration of an old hexagon quilt of which was originally the property of Pat and Vera Cook of London and Yorkshire.

The quilt was made during World War 2 and came into its current owner's possession 35 years ago when it was swapped for a crochet rug.

The quilt perhaps doesn't qualify as a quilt as it has no batting and there are no quilting stitches between the top and the backing. The top hangs loose from the backing. The top has been slip stitched around its edge onto the backing with black thread.

While some of the hexagons appear to have been paper pieced quite a few are a bit more free hand and are less of a regular hexagon shape, which would suggest that they were not paper pieced but were free hand cut and stitched. Some seams which have come apart are not butted together but are underlapped with the adjacent piece, which would seem to indicate that some weren't paper pieced.

The fabric of the hexagons is an absolute mixture of weights textures and thickness. There are silky fabrics reminiscent of lingerie from an earlier era, alongside pieces of woven tweed, woven check, suiting, gingham, floral cottons and upholstery weight fabrics. It truly is a scrap quilt.

Upon first inspection I thought I saw about 10 or 12 hexagons which were an orange stripe fabric, were rotted and needed repair. So I offered to do a 'bit of a repair'. Upon closer inspection I became aware that there were a lot of fabrics which were literally barely hanging by a thread, and I have now replaced over 70 hexagons, being careful not to catch the backing in the stitching, leaving the front free floating as it was. I replaced each damaged hexagon with fabric of a similar weight and colour.

Once I found one hexagon of a particular colour which needed restoration, a look over the quilt showed almost every patch of that same fabric was also rotted. Conversely one of the most commonly occurring fabrics on the quilt was utterly rotted in some sections but remained unaffected in others which led me to think that at some stage it may have been folded while exposed to the sun as the damaged fabric hexagons of that fabric were mostly all together.

Some of the outer hexagons at two of the corners are from a very much different fabric, mostly solid coloured broadcloth and the stitching style is quite different. The stitches are large, uneven and sewn with a coarse black thread. The difference in the stitch sizes and colour of the fabrics and colour of the threads used, leads me to believe that the original hexagon top was produced by one person (unfinished) and that a second person finished the top by adding the broadcloth hexagons, the coarser black thread stitching and hemmed it onto a sheet.



The Quilt




Up close



Create your Magic

The BERNINA 990 is your perfect quilting companion. With the large 14-inch throat space, pinpoint laser, automatic thread cutter and the new BERNINA Integrated Stitch Regulator (BISR), quilting is more comfortable and convenient than ever.



NEW BERNINA Integrated Stitch Regulator (BISR)

Automatic stitch regulation can be used with all quilting applications including ruler work.

NEW BERNINA Placement Scanner and Camera

Scan and view the embroidery hoop and view the needle area on screen with the Camera in embroidery and sewing.



NEW Computerised Quilting

Brings the functionality of professional longarm quilting to your embroidery machine with unlimited scaling possibilities.

NEW Giant Hoop with a 12" Stitch Area

Quilt a full 12" block within the 16.1" x 12" stitch area.

NEW 4-Point Placements

Simply define 4 points of fabric in the hoop and the design is placed proportionally or can be morphed to fit.

made to create **BERNINA**



Exhibition Title: *Between Black and White:
An Exploration of Pure Colour.*

Group: Studio Art Quilt Associates (SAQA)-Oceania-Sturt Pea Pod

The SAQA-Oceania-Sturt Pea Pod is a group of South Australian-connected textile artists that formed in 2024 and are united by their love of creating wall-hung art quilts and developing a professional practise. All 21 artists are also members of the international Studio Art Quilt Associates (SAQA) organisation. This group encompasses students, emerging and professional art quilters, with many having extensive international and national recognition.

Participating Artists: Christine Beardsley, Julie Blake, Bronwyn Cant, Raelene Draheim, Stephanie Eland, Heather Ford, Suzanne Gummow, Julie Haddrick, Marett Hancox, Ann Head, Sue Knuckey, Ros McDougall, Sue Morley, Nola Pearce, Julie-Anne Rogers, Lisa Scarfe, Linda Steele, Catherine Summers, Tania Tanti, Mary Williams and Zara Zannettino.

Premier Location: Gallery M, Marion Cultural Centre, 287 Diagonal Rd, Oaklands Park, South Australia.

Dates: 6th June—5th July 2025. **Opening Night Celebration:** 5.30-8.30 Friday, 6th June 2025.

Exhibition Theme: This exhibition features 24 innovative, monochrome-themed art quilts that explore the nuances of pure colour, while also showcasing the artists' diverse creativity, techniques and styles. Join us in celebrating the beauty of pure colour and the endless possibilities it holds within the world of textile art.

Between Black and White, delves into the nuances of pure colour by exploring the infinite colour possibilities that lie between black and white. From vibrant hues to subtle shades, this very challenging theme celebrates the variety of tones found within each of the 24 pure colours that were derived from a colour wheel designed by Joen Wolfrom.

Background to the Member Challenge: The contributing artists selected their favourite hue from the 24 available. They were welcome to use as many shades and tints found on their designated card. The artists were also challenged to conform to the same portrait orientation, size (33 cm wide by 83 cm high, +/- 1 cm) and to exclude pure black or white from their materials. However, they were able to use any technique or subject matter, provided the art piece was still considered an art quilt, that in our definition is “two or more layers stitched together and consisting predominately of fibre”.

The exhibition features 24 different individual monochrome studies, that transition across the gallery walls and represents the full spectrum of rainbow derived colours. Each artwork offers a unique perspective of the theme, as each artist was able to explore their chosen colour by utilising their preferred unique interests and techniques. Group subject matter therefore ranges from abstract to nature inspired.

Quilting/Life Balance by Ally Baum

Nick Cave is one of my favourite singers. He has remained a consistent part of my life since I first saw “The Ship Song” video on Rage early one Saturday morning, in my teenage years. While his guitar and piano talents amaze me, it’s his lyrics that keep me coming back for more. For the past 7 years, I have eagerly awaited Nick Cave’s “Red Hand Files” emails hitting my inbox. Fans write into Nick asking random questions, to which Nick takes the time to publish a response to as many questions as possible. This week’s email had me thinking about my own creativity. The question, posed by John, from Wellington, New Zealand, and Nick’s reply were:

How do you manage to balance your creative life with your family commitments? I’ve been a ‘hobby’ painter for years, but since the first COVID lockdown, I have taken it way more seriously and have reached a point where it’s all I want to do. I’m genuinely thrilled by what is happening at the end of the brush, but I am increasingly aware of the cost of hours and hours spent in my shed rather than with my wife and son. My desire to create feels like a compulsion, and I’m struggling to work out whether it’s the purpose of my life or some kind of mental illness. I’m in my 50s and still have a real job. I’m realistic about the unlikelihood of ever being able to paint full-time. But I believe, as much as I believe in anything, that this is the real thing and is of value. I want to spend every hour I can exploring this world. Any thoughts you have would be very welcome.

Dear John,

Often questions come in to The Red Hand Files that I don’t feel I have the authority, expertise, or even understanding to address. Of course, this doesn’t always stop me from attempting to respond, but it does give me pause. I had no such trouble with your question, John. I completely identified with it, and I know how to answer it. I am an expert in these matters.

You have a wife, a son, a shed, and a creative compulsion – what could possibly go wrong? My office was your shed, it was separate from the house and I would spend most of my time there. The house felt like a well-established and settled place, while the office was a mysterious and magical realm, a place where I transformed into the person I always believed I was meant to be.

You brilliantly capture the sensation of being inside the breathless rush of the creative process, where time holds no sway and the whole world seems to crystallise into a written word or a stroke of paint. Compulsive and charged with a devilish energy, you feel in your very bones that this is what you were destined to do.

You wonder whether this is a mental illness. I believe it is. The artistic impulse is an exquisite derangement – like drugs, like love, like faith, like grief – a complete and full-force commandeering of the body and the heart. It is a kind of possession, a thrilling seduction, an enchantment, as the ink and paint flow and dance. So demonically exhilarating is this sensation that we think – “This must be the purpose of life!”

But, John, it is not.

The creative urge is a gift not afforded to everyone, and those of us who possess it bear a responsibility to pursue that impulse wholeheartedly. However, there are other duties beyond those at the tip of your brush or nib of my pen – beautiful and sacrificial fidelities. You have committed to your wife and son to offer them more than just the crumbs of yourself, the dregs of what remains of you after a day with the devil in the shed.

cont. next page

Quilting/Life Balance by Ally Baum

You are in service to your creative impulses – and by the same token to God – but you are also in service to the world as it presents itself, and to those entrusted to you. This is a point of honour. It is with a hard-earned understanding, and the most profound regret, that I can tell you that no artistic endeavour, no matter how sublime it may appear, is worth denying your family or sacrificing those in your care.

My advice, John, is to cherish your wife and love your child with all your heart, and then go to your shed – in that order. I’m saving you a world of heartache, my friend. In the years to come, you will thank me.

Love, Nick




I can sympathise with John, from Wellington. My love for quilting, the hobby that we all share, can sometimes consume me. The need to be creative can be overwhelming. I am late to social events, put off doing the housework, forget to go outside and enjoy the sunshine, or sew late into the night, when I should be in bed. I sit glued to my machine, only getting up to iron my latest seam. The need to find a balance of the hobby that I love, and the rest of my life, is important.

I am lucky that my hobby had taken over my living room before my partner, Darragh, moved into our house, so we’ve normalised eating dinner around, what he calls, “the invasion of the threads”. Whilst my sewing is strewn over the living room table. My design wall hangs on the living room wall, so I can constantly assess or critique the progress of my latest project(s) and judge the accuracy of my points. I am able to assess if the mis-sew I have stewed over up close, will really be worth that much consideration when viewed from afar. This invasion into our living room, means that visitors are able to judge projects before I have deemed them ready for public consumption. The ironing board, also a regular fixture, is only put away when I’m expecting guests, but I rarely use it to iron clothes.

I dream of turning a room in the house into a dedicated sewing room. The room where I currently spend 30—40 hours a week in front of the computer or on zoom calls, or the room that provides a comfy bed for my mum, family, or friends visiting from the country. However this week’s Red Hand Files reminds me that I should be grateful for what I have, and careful for what I wish for. I love being able to sew my current project while sharing with Darragh, a living room, a bottle of red, and the footy on the TV. Sharing space in the living room keeps my creative hobby from turning into an “exquisite derangement” and a “full-force commandeering of the body and the heart” like it has the potential to do. I am going to remember to “cherish [my family] and love [my friends] with [all my] heart, and then go to [my sewing space] – in that order”.

If you are interested in reading further Red Hand File letters, visit <https://www.theredhandfiles.com>

Ally Baum



Have you always wanted to make the fabulous Geraldine Giraffe?

Well, you're in luck!

Arts on Ormerod in Naracoorte are hosting a workshop with internationally acclaimed artist, Pam Holland.

Saturday 31st May & Sunday 1st June

Cost is \$250 for the two days and includes the pattern, morning & afternoon teas and lunch. The cost also includes the option to join Pam for an informal presentation of her work, life and travels on Saturday evening (supper provided). To book your place and for further information, please contact Ruth or Deb on 08 8762 2804 or 0417 829 355 or if you prefer, email timroweart@gmail.com

The evening presentation is also open to non-attendees at a cost of \$10/head.



LOXTON QUILTERS
invite ladies to our
**RURAL GET
TOGETHER**
26TH JULY 2025

Lutheran Peace Hall
Bookpurnong Tce, LOXTON
10.00AM - 4.00pm

Cost \$10 per person payable on the day, Cash only.
Continuous Raffle

Trade: Nays Place
Karoonda Quilt shop
Fat quarter shop
Ezy Quilts and Stitching
The Quilting Room

Guest speakers. MICHELE HILL
Jetti Baks Native Floral art

Doors open 9.00am for 10.00am start
You are encouraged to bring along projects for our show and tell.

Supplies you will need to bring, own coffee mug
Plate of morning tea to share
Your own lunch.
Name tag

Tea and Coffee available

Please register early to ensure your place.

CONTACT: Secretary Liz Dymmott

edymmott1@outlook.com or 0418 818 422

WOODPATCH QUILTERS

QUILT EXHIBITION

“WOODPATCH – 40 YEARS OF THREADS OF FRIENDSHIP

20th and 21st SEPTEMBER 2025

10am – 4pm

**VERDUN HALL
Onkaparinga Valley Road, Verdun**

RAFFLE QUILT

**Proceed to be donated to Women's Safety Services SA
Eastern Adelaide Domestic Violence Service**

WOODPATCH QUILTERS

September 2025 Quilt Exhibition.

SUPPORTING



Women's Safety Services SA
Eastern Adelaide Domestic Violence
Service

WITH A HAND MADE QUILT AS 1ST PRIZE IN OUR RAFFLE



Woodside Quilters, P.O. Box 335 Woodside SA 5244

**Further information: please contact
Barbara Day Brinkley 0401 2687 940**