



41 Edwards Street  
South Brighton 5048  
South Australia  
+618 8377 5139  
0407 609 768  
siegle@internode.on.net



+61 408 824 428  
fayepackham3@gmail.com

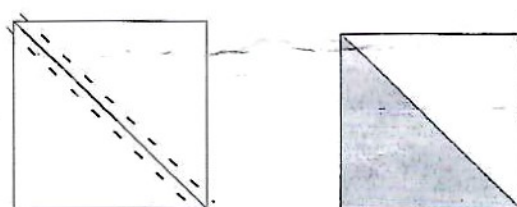
### CLAYTON'S JEWEL BOX QUILT

A scrap quilt using just two units, a half square triangle and a four patch. It works well as a scrap quilt with many different fabrics in multi colours or lots of scraps in one colour, ie blue like in the photo.

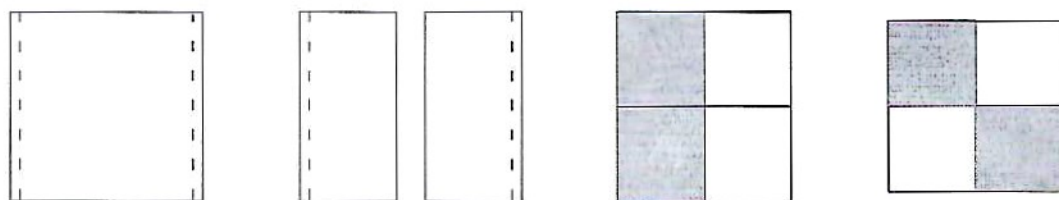
The kit contains

72 x 5" squares in both background and contrast fabric


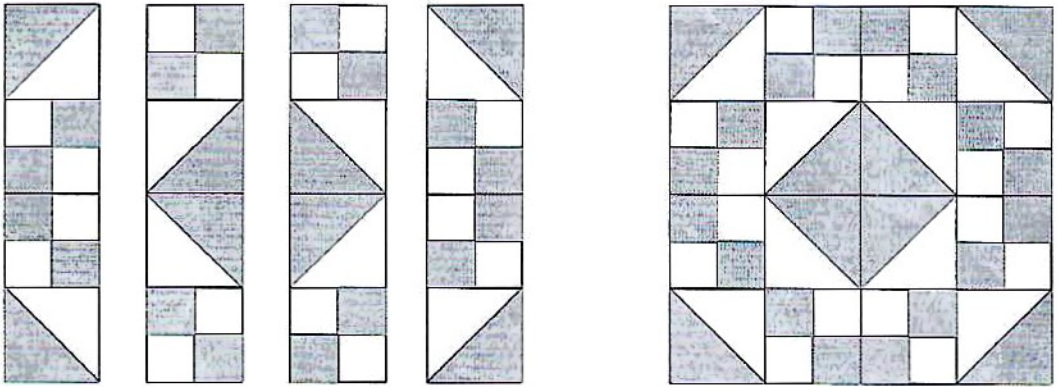
To make half square triangle units use 36 background and contrast squares. First draw a diagonal line from corner to corner on the wrong side of the background fabric. Place a contrast and background square right sides together and sew a  $\frac{1}{4}$ " seam on either side of the drawn line. Cut on the drawn line and press to the dark. Trim to  $4\frac{1}{2}$ ". See diagram below.



To make the four-patch unit use 36 background and contrast squares. Place a background and contrast fabric right sides together and sew a  $\frac{1}{4}$ " seam on opposite sides of the square. Cut the unit in half so each piece measures  $2\frac{1}{2}$ " x 5", see diagrams below. Press to the dark. Cut each of these in half and sew back together for a four patch. See diagrams below. Unit measures  $4\frac{1}{2}$ "



Follow the diagram below to make one block. Then make 8 more blocks.  
Arrange 3 blocks by 3 blocks.



A border may be added to make a larger quilt if you wish.

Money raised from the sale of kits benefits Bedford.

