



41 Edwards Street
South Brighton 5048
South Australia
+618 8377 5139

siegle@internode.on.net




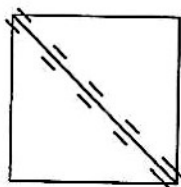
+61 408 824 428
fayepackham3@gmail.com

CLAYTON'S HALF SQUARE TRIANGLES – KAY (HST) **48" square**

A scrap quilt using background and contrast. It could be one background or many different backgrounds and lots of different contrast scraps. It could be a light or a dark background.

The kit includes 56 x 5" squares of both background and contrast fabrics sewn together for the HST, and background pieces as below.

To make the HST, place a background square with a contrast square right sides together. Draw a diagonal line from corner to corner and sew a quarter inch seam each side. Cut on the drawn line and press to the dark fabric. Trim blocks to 4½". Make 112 See diagrams below.




Background fabric either light or dark.

2 x 4½" squares
2 x 4½" x 12½" rectangles
2 x 4½" x 20½" rectangles
2 x 4½" x 28½" rectangles

Following the diagram to the right, layout blocks and background strips and sew in rows.

For a larger quilt borders could be added.



Money raised from the sale of kits benefits Bedford

