




41 Edwards Street  
South Brighton 5048  
South Australia  
+61 407 609 768

siegele@internode.on.net



+61 408 824 428  
fayepackham3@gmail.com

### **CLAYTON'S 2½" SQUARE DANCE**


This is a colourful scrap quilt using all those leftover 2½" squares. It is made up of 16 patches and 9 patches, joined with pieced tramming. There is a plain inner border and pieced outer border.

This kit contains:


Contrast fabric – at least 388 coloured 2½" squares. There are extras, just in case !

Background fabric – 16 2½" squares.  
24 2½" x 8½" rectangles  
4 2½" strips for the inner border

Make 9 x 16 patch units using the coloured squares  
See diagram.



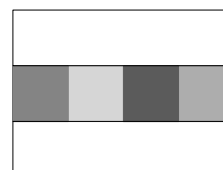
Make 4 x 9-patch units use 5 contrast and 4 background squares See diagram




Join 4 coloured squares. See diagram  
Make 12.



Join 2½" x 8½" background strips to each side of the tramming unit See diagram



Following the diagram below, sew the units together.  
The quilt top should measure 36" square.



Cut 2 2½" background strips to fit the top and bottom edges. Add to quilt top.  
Cut 2 2½" background strips to fit the sides. Add to quilt top.  
It now measures 40" square.

Add the pieced border. An easy way to deal with all these squares is to make 4 patches and join them in rows. The top and bottom need 10 each and the sides need 12 each. See photo for details.

Money raised from the sale of kits will benefit Bedford.