



*Nina Regan's Spot the Crosses not only won a first place prize in FOQ but also won her the President's Award for Show and Tell at this month's meeting*



Reports from various exhibitions across the state - Inside  
Report on the Magical Mystery Bus Tour - page 6



Hi everyone

Another amazing month in our quilting calendar has come and gone, reminding us all that here in South Australia we share such a range of wonderful opportunities to gather together to share our quilting passion.

Late last month 10 members of our Leadership Team took the opportunity to travel to the Riverland to attend Rural Roundup, joining around 160 other quilters from country groups around the State. Julie Plush and her team hosted an informative and entertaining day - leaving us with lots of opportunities to catch up with friends and to shop at one of the four shops in attendance. Congratulations team - your event was a great success. (Please note that we each funded our own travel, meals and accommodation.)

At our next monthly meeting we are asking our members to support us in providing Kick Start for Kids with the much needed resources that they require to support young children from families experiencing challenges in their lives. Please check out the list on page 4 for the items that they are seeking and perhaps add an item or two to your shopping list. Collection of these goods is scheduled to be on the evening of Thursday 5th December at Burnside, but if you are not able to attend that meeting I'm happy to collect items at our Sit and Sew at the Vermont Uniting Church on Wednesday 27th November.

Until next time,

Stay safe and happy quilting

*Chris*

Chris O'Brien - President, SA  
Quilters

0432 483 263

[president.saquilters@gmail.com](mailto:president.saquilters@gmail.com)



- Guild Meetings
- Quilt Shows
- Workshops
- Special Events
- Feature Articles
- Member information
- Latest News

**I-Patch** is a digital online newsletter for **SA Quilters** members which is sent out by email on or about the 15th of each month to members' email accounts.

#### Communications Team:

Kathy Rossini  
Chris O'Brien  
Cindy Massey  
Jane Polden  
Ally Baum  
Rhoda Ryan

#### Guild Patrons:

Her Excellency the Honourable Frances Adamson AC,  
Governor of South Australia and Mr Rod

#### Important Links

##### I-Patch Editors

[ipatch.saquilters@gmail.com](mailto:ipatch.saquilters@gmail.com)

##### Guild Facebook

<https://www.facebook.com/>

##### Guild Website

[www.saquilters.org.au](http://www.saquilters.org.au)

##### Guild Web Manager

[saquilters@gmail.com](mailto:saquilters@gmail.com)

Snail Mail submissions:  
Quilters' Guild of SA Inc  
PO Box 993, Kent Town SA  
5071

To unsubscribe please email  
[saquilters@gmail.com](mailto:saquilters@gmail.com)

## New SA Quilters Members

Kathleen Hacker  
Sue Morris

**I-Patch is the Newsletter of SA Quilters**

**PO Box 993, Kent Town, South Australia 5071**

**Web site:** <https://www.saquilters.org.au/>

**Founding Co-Convenors**

Rachel Dettman and Laine Gardner

**SA Quilters Presidents**

Rachel Dettman, Maree Gebhardt, Josie Fradd, Susan Murphy, Julie Lojszczyk, Nola Pearce, Jenny Loveder, Barbara Hallion, Mary Heard, Sandra Earle, Pip Scholten, Maxine Smith, Raelene Draheim, Candy Walker, Kay Lovell, Vicki Hart, Christine Baker, Chris O'Brien, Heather Ford

**SA Quilters Life Members**

Rachel Dettman, Maree Gebhardt, Josie Fradd, Susan Murphy, Julie Lojszczyk, Nola Pearce, Jenny Loveder, Valda pedder, Margaret Russell, Lessa Siegele, Helen Sparkman, Faye Packham, Claire Pope, Roma Good, Barb Hallion, Noeleen Williamson, Michele Hill, Mary Heard, Jean Deere, Bronwyn Atkinson, Candy Walker, Heather Ridley, Kay Wilson, Otto Windler, Heather Ford, Kerry Brand, Bronnie Young, Jan Goulter, Maxine Smith, Raelene Draheim, Jill Christian, Keith Holland, Anne Marie Serrano, Chris O'Brien, Vicki Hart

SA Quilters meet on the first Thursday of each month (except January) at 7.15pm for 8.00pm start at Burnside Community Centre, Burnside Town Hall, Portrush Road, Tusmore.

**The aims of SA Quilters are to:**

- To promote the art of patchwork and quilting.
- To provide a forum for quilters in South Australia.
- To encourage the formation and maintenance of quilters' groups within South Australia.
- To seek, encourage and maintain a high standard of design and technique in both traditional and contemporary quilt making.
- To foster and maintain an interest in the history of patchwork and quilting.
- To hold, organise and take part in exhibitions and workshops whether in South Australia or elsewhere.
- To provide information, knowledge and skills with regard to quilt making in South Australia or elsewhere.
- To do such other acts and things as are in the opinion of the organisation ancillary or conducive to the achievement of any one or more of the above objects.

## Contents

Page	Content	Page	Content
Cover	Nina Regan's "Spot the Crosses"	13 - 14	Jenny Ashwood—Rose Hall Quilts
4- 5	SA Quilters Next Meeting	15	SA Quilters Meeting Notes
6	40th Anniversary Magical Mystery Bus Tour	17	Riverton Quilters Exhibition
7 - 8	2025 Workshops	18	Inman Quilters
9	Kapunda Quilters 10—10	19	Book Review by Pip Porter
10	Tea Tree Gully Quilters Inc Library Exhibition	20 - 25	Classifieds
12	Port Augusta Quilters Guild Exhibition	26	Renew your SA Quilters Membership



# SA Quilters Next Meeting

---



This year SAQuilters is supporting Kickstart for Kids. Below is some information about how the Kickstart for Kids charity supports disadvantaged kids at Christmas time. To support this charity, SAQuilters will be collecting goods at the December 5 meeting, 2024. All donations are preferred at the December meeting, however if you are unable to attend this meeting, and would like to donate, any donations can be left at any meeting or at any Sit and Sew held before the end of November.

While Christmas is an exciting time for many kids, it is particularly hard for the disadvantaged children who struggle to see the joy in the festive season like their peers do. That's why the Camp Kickstart December school holiday care program is so important.

KickStart for Kids' dedicated team of volunteers provides children aged five to thirteen with the opportunity to have fun in the holidays. They achieve this by providing transport to and from home with a number of excursions and a range of exciting activities to enjoy, including arts and crafts, bouncy castles, cooking classes and more.

**However, the children attending Camp KickStart are in desperate need of NEW clothing for summer.**

**These do not have to be expensive and can cost as little as \$3 from Kmart, Big W, Best & Less and Target.**

## ITEMS NEEDED

### **Socks**

Boys & Girls – Sizes 13-1, 2-8

### **Shoes**

**(sneakers, slides, ballet flats)**

Boys & Girls – Sizes 11, 10, 9, 8, 7, 6, 5, 4, 3

### **Summer Pyjamas**

Boys – Size 8 to 16

Girls – Size 8 to 14

Please note donations must be NEW, not second-hand. As mentioned clothing items can cost as little as \$3 from Kmart, Big W, Best & Less and Target.

# SA Quilters Next Meeting

---



The flyer is decorated with a festive border of pine branches, red and gold ornaments, and candy canes. The text is centered and reads:

**Thursday, 5th December 2024**  
**Doors open 7:15pm for 8:00pm start**  
**In the main Burnside Community Centre Hall**

**Welcome address:** President Chris O'Brien  
**Special Event:** Anne Marie Serrano - *Acting Out Troupe Christmas Play*  
**Shop:** Kookaburra Quilts  
**Annual Charity:** Kickstart for Kids  
**Fat Quarter Raffle:** Christmas  
**Show and Tell:** "Make a pledge to finish this quilt"  
**Library:** Available for borrows and returns

A green oval with a red border contains the text **EVERYBODY WELCOME** with a small holly leaf and berry decoration below it.



Di Bessell, Sonia Holton, Rosanne Fuller and Bev McBride represented SA Quilters at Government House Afternoon Tea. Photo with Her Excellency Frances Adamson AC, Governor of South Australia.



# 40th Anniversary Magical Mystery Bus Tour

---

Tour Guides : Cindy Massey, Rosslyn Wyatt and Wendy Hunt

At 8.00am we assembled with great anticipation, plus our washing baskets or bags of various sizes (to gather all of the purchases along the way). The fun started when one of the guides slept-in and was the last to arrive, just in time. Then unexpectedly we had to separate into two groups because the bus company had thought that our 40+ passengers would be more comfortable with more space and sent 2 buses for us. This meant the guides weren't able to entertain us with quizzes and games on the trip, but they improvised very well. There was no shortage of chatter and laughter and quilting stories!

As soon as we drove off and turned right onto Marion Road, everyone guessed our first stop – Widebacks at Seaford. After a leisurely time shopping and browsing, the parcels started going into baskets. The next stop was a surprise to many, "Jungle in Willunga" a plant nursery and fun place to wander or to bring kids. The next challenge was when we were all lined up for coffee, staff announced that the coffee machine had broken down. But in true quilters' style we enjoyed all of the morning tea goodies (made by the guides), and agreed to move on to the next stop for coffee and lunch. Here a few pot plants went into baskets.

Next stop was Penny Lane Patchwork at Victor Harbor where half of the group had a nice fresh lunch, while others shopped and then we swapped. There were prizes of beautiful hand made project bags filled with books and patterns awarded to several lucky winners. Thankfully a coffee shop wasn't far away. More parcels with fabrics, books and gadgets of all kinds went into the baskets.

Last stop was Strath Sewing and Quilting (Strathalbyn) for all things Sashiko, and for a visit to the nearby Op Shop for some second hand shopping. The quilted name tags added a special touch and enabled easy conversation to make new friends. It was a great day with perfect weather, new and old friends and of course a whole lot of new UFO's to be unpacked (or planted). Well done to the guides and let's see what they plan for 2025.

Article by Annie Shuttleworth and Jen Kempson



*Not the photo of the bus actually used for the Mystery Bus Trip, but the bus that I imagined the SA Quilters took!!*

# SA Q IT'S A MYSTERY?

with Lessa Siegele and Faye Packham

---

**WHERE:** Vermont Uniting Church Hall  
576 Cross Road, South Plympton

**WHEN:** Saturday, 8 February 2025

**TIME:** 9.30am to 4.00pm

**COST:** \$ 85 - SA Quilters members per day  
\$105 - Affiliate Group members per day  
\$125 - non-SA Quilters members per day

**SA QUILTERS WORKSHOP CODE:** MYS-25

---



## SA Quilters Mystery Quilt 2025

Come join us for a fun day with some added pleasant surprises along the way. Step by step instructions throughout the day for a machine pieced quilt. This quilt can be made from lots of scrap fabrics as long as they are of a similar value and there is a distinct contrast with light and dark, or just use two fabrics, a background and a contrast.

Lessa and Faye



When using scrap fabrics it is important for the value to be similar. If you are not sure about this lay out your fabrics with a little of each showing and take a black and white photo on your phone. The fabrics should all be a similar shade of grey. If one is very light or very dark we would suggest looking for a different fabric. It is important for the shades to be similar to ensure the design shows to advantage. Bring a small cutting mat, rotary cutter, pencil and ruler plus sewing machine and usual sewing requirements.

**This project is suitable for quilters with intermediate skills.**

Fabric requirements and cutting instructions will be forwarded upon workshop registration.

**PLEASE NOTE: KITS WILL NOT BE AVAILABLE**

---

Go to the Workshops page on the SA Quilters web site for details on how to register including application form. Click on [Workshops](#).

---





## Orange Tree Quilters

### MYSTERY QUILT DAY

**Saturday 8 February 2025**

**9.30am to 4.30pm**

**Cowandilla Community Room,**

**175 Sir Donald Bradman Drive, Cowandilla SA 5033**

**Cost \$75.00 per person due by 1 February 2025**

Fee is non-refundable however, if for any reason you are unable to attend, you will still receive a quilt kit.

#### Your details

Name	
Address	
Phone	
Email	

#### Contact details in case of emergency.

Name:			
Daytime phone:		Relationship to you:	

Payment of \$75.00 by Cheque to Orange Tree Quilters ☐ or Direct Debit ☐

<b>Direct Deposit banking details \$75.00</b>	<b>Enquiries to</b>
<b>Bank:</b> BankSA <b>BSB:</b> 105-124	Christa Mano 0403 855 111 <a href="mailto:Christahome1@outlook.com">Christahome1@outlook.com</a>
<b>Account number:</b> 049 041 840	Margaret Heathcote 0411 157 539 <a href="mailto:magheath@gmail.com">magheath@gmail.com</a>
<b>Account name:</b> Orange Tree Quilters	
<b>Reference:</b> "Your surname" and "Mystery Day"	
<b>Transaction Receipt No./Date:</b> _____	

**Morning tea and hot drinks provided – bring your own lunch and a tea/coffee mug.**

**Note that your sewing machine will need to be tagged and tested.**

OTQ has arranged a "tag&test" session from 11.00am on Friday 22 November 2024 at the Hamra Library, Brooker Terrace Hilton.

Please return completed form with direct debit receipt number or cheque to

**The Treasurer, Orange Tree Quilters**  
**13 Parsons Street Goodwood SA 5034**



# Kapunda Quilters 10—10

Kapunda Quilters had a busy day as they held their annual 10am to 10pm workshop on October 19th. The club leadership ran a great day with lots to do, plenty to eat, silly quizzes, raffles and sharing of ideas.

Kathy Pfeiffer led us through making Delectable Mountain blocks to be used in the future for donated quilts by our charity arm group, CHARM. They weren't hard just needed some concentration and maybe some shouldn't have worked on them 'late in the day' but Kathy kept us on track.

Many thanks to 5 members of the Leadership team of SA Quilters (Chris, Kathleen, Cindy, Rosanne and Gaylene) who came to Kapunda to add energy and laughter to our workshop. Thanks team, we really appreciated your visit, your fabric bits and magazines, your raffle prizes and yummy food, your support of the retail therapy component of the day, but mostly your ideas and good fellowship.

3 of our members 'volunteered' to have a visit from Cindy and Jane to check out their sewing rooms, sometime early in 2025. We're looking forward to seeing those segments and other 'country' groups getting on board, too.

Our shop on the day was Sew Focus. Lots of goodies for sale on display, a great demo of the Scan and Cut machine. Many thanks to Karen (Kazz) for coming and her discounts and donations. <https://www.sewfocus.com.au/>. You can check out her YouTube clips, too. Before the event some of us had stocked up, too, at our local quilt shop Rustic Charms Quilt Shop. Deb, the owner, is one of our members but had to staff her shop on the day.

Members worked on their own projects but also made blocks for the Kapunda Quilters version of SA Quilters 40th Birthday Sew Along. It was helpful that our SA Quilters visitors brought along 4 samples to show us the finished project. We are 'up to date' with all our blocks now completed and waiting for assembly instructions.

The Raffle was a big hit, we made a healthy total to spend on toiletries for the emergency toiletry bags we've been making for the local hospital. Also made 'on the day' were poppies to donate locally for Remembrance Day and some members worked on the 'Funky Chooks' blocks quilt from a challenge earlier this year. It was great to see one of the funky chooks quilts near completion.

What a fun and productive day, now on to entering exhibits in the Kapunda Show, working on our 'The Farm' challenge (paper bag project amongst club members) and completing our Secret Santa project (block keeper/sewing roll)

Kristin Hodge 0409 692 613







## Tea Tree Gully Quilters Inc Library Exhibition 2024

For months we had been preparing for our three-yearly quilting exhibition, held at Tea Tree Gully Library from 24th October to 28th October 2024. We had around 55 quilts and wall hangings, showing lots of variety, and about 20 smaller items with the theme 'Magic of the Bush'. We had examples of many techniques we have explored in the last 3 years. They include: half square triangles, foundation piecing, appliqué and quilt as you go.

We wanted to raise money for our charity quilts, which are donated mainly to Northern Palliative Care, so we had raffles with these lovely prize quilts.



The first 3 of these quilts were made, by our group, as paper bag challenges. This is the same procedure as was used when our group first started. Last year was the 30th anniversary for our group, so we used this method to commemorate. Each member was given a paper bag with the instructions and beginning fabric to complete one square of the various quilts. This was a lot of fun, and encourages all members to get involved.



The quilt on the left is an example of 'Bush Magic', a pattern and class delivered by our member, Michelle Bouchier. We had 7 of these beautiful quilts in our display.

We have had many challenges, classes and demonstrations over the past 3 years, like sashiko, binding, embroidery and quilt as you go.

The other quilt was made by our oldest member, who was one of the original founders of our group, who is aged 91!



We don't have any idea how many people attended, but I would estimate a few hundred, so overall we were happy with our show, with many people expressing their satisfaction with attending.

(Helen Clark TTG Quilters)





# AMQF

AUSTRALIAN MACHINE QUILTING FESTIVAL

27 – 30 March 2025

Adelaide Showground

## QUILT COMPETITION

Machine quilters throughout Australasia are invited to submit a quilt for exhibition and judging that has extensive machine quilting as its particular focus

### PRIZES

Three Excellence  
Awards  
\$1,300 each

Cash prizes for  
1st, 2nd & 3rd  
place ribbons

### ENTER NOW

Details and Entry Form: [amqf.com.au](http://amqf.com.au)

# Port Augusta Quilters Guild Exhibition

The Port Augusta Quilters held an exhibition at the Stirling North Progress Hall on 11th and 12th October to showcase their work. The exhibition was opened by Mayor Lynley Shine and was well attended, with many people commenting on the high standard of the 65 quilts that were exhibited. Some representatives of the SA Quilter's Guild judged the "Best of Show" and "Runner up Best of Show." Cathy Mayhew's quilt "Black and White Wonder" was chosen as Best of Show, and Mary Stule's quilt "Dear Jane" won Runner up. Viewers were asked to select their favorite, and Chris Todd won Viewers Choice with her Star Quilt.

As part of the attraction, Jenny Ashwood from Whyalla displayed some of her antique quilt collection. The quilts



*A display of Life Member Joy Moosha's diversity of skill*

were admired,

some dating back to the 1800s, and many people spoke to Jenny about them and how she repairs them. The quilters also held a trading table of handmade items, which was well patronized. 'Cynthia's Ark' from Mallala brought items for sale to cater to the material needs of the sewers!

One of the guild members, Joy Moosha was awarded Life Membership this year. Some of her work over the years was displayed to show the diversity of her skills. Some of the guild members also had an area to "sit & sew" so people could see some of the creations being made. To add to the attraction – a plant stall was set up so folk could grab that extra bargain!

The Guild made a quilt, which was raffled as first prize, and the Machine Embroidery Group made some placemats and coasters as the second prize, the proceeds going towards costs and a donation to a charitable institution. The Port Augusta Guild holds an exhibition every two years.



*Cathy Mayhew's "Black and White Wonder" was judged best in show*



*Jenny Ashwood and her antique quilt collection*



*Chris Todd's Star Quilt which was awarded Viewer's Choice*



*Mary Stule's "Dear Jane" won Runner Up*



# Jenny Ashwood—Rose Hall Quilts (Whyalla)

---

Like many people who pursue craft, I started before I went to school. Early memories include picking up a needle and thread and stitching with Grandma. Around that time, I also learned to knit. Unusual perhaps for those days, it was my father who spent his time patiently teaching me.

I began quilting in the early 1970's, with a traditional hexagon quilt. Cereal packs and Christmas cards were carefully cut to make the hexagon templates. After learning to sew by hand so young, I quickly fell in love with this new application of that skill.

In 1985, I was lucky enough to travel to the USA and while there I visited the Smithsonian Museum in Washington DC. Here I was completely in awe of the old quilts they had collected and displayed. All done by hand, I could see the time, effort and skill of the individuals and groups of quilters that made these beautiful and useful articles that would have been used and loved by those who have gone before us. Here I fell in love with those old quilts, fully acknowledging the time and effort that had gone into making them.

While I was at school, I had a teacher from the USA. He, and then his Australian born wife, became fast friends and eventually returned to the family farm in the US. In the farmhouse they found some old quilts, blocks and quilt tops not finished. Knowing my interest, they asked if I would like them. Very excited, I immediately said yes, and my passion to collect, repair and finish older quilts was realised. I do have a particular interest in these blocks, unfinished quilts and those needing restoration.

As time has passed since these beginnings, I have been fortunate to travel to the USA, making new friends with each visit. As well as finding some for myself, I am incredibly fortunate that this expanding group of friends are on the lookout to increase the number of older quilts I have managed to collect.

For me, quilting is often a very social activity, often with friends around the kitchen table or around the tables in the shop. These old quilts may have been made in very similar situations. Often the points don't quite match, or the block was not quite the right size, and an extra piece of fabric has been added. For me, that increases the beauty of these blocks. For lone blocks that I receive, these might be unpicked to provide the fabric for another quilt if needed. At times this is not possible, and I use Reproduction Fabrics to repair or complete them. Unsurprisingly, Rose Hall Quilts features these reproduction fabrics I have used, as these are also the fabrics I am predominantly drawn to. I am happy to combine new material into these older quilts when needed, as it gives new life to preloved work.



# Jenny Ashwood—Rose Hall Quilts (Whyalla)

---

Once repaired or tops completed, these quilts are hand quilted with thicker threads. This often means they look very similar to others of that era. The grandmother who taught me to sew left me all her threads to use.

Luckily, I have friends who help me with these quilts. A significant proportion of the hand quilting has been completed by talented friends and I would like to thank them for their help in restoring some of my quilts.

Over time, I have collected between 80- 90 quilts in various states. Some of these are ready to show, a selection of which are seen in the photo. Others still require a significant amount of work to make them useable once again.

As well as the quilts from the USA, I have also collected some quilts made in Australia mostly between 1930 to 1980. Luckily a friend had meterage of several fabrics from this era and gave them to me, enabling me to finish several of these quilts.

I use these quilts. While I am doing my best to preserve them, they are not items to be stored away in cupboards or suitcases. If you come to visit, you would see some of them on beds or hanging on the walls along the passage. Here they are seen next to quilts I have made. Many of these are made with scraps donated from others as I love making something beautiful from small pieces. Since the 1980s, several of my quilts are made using Liberty Tana Lawn, another fabric I love to work with, although many of my quilts are still in the stitching phase as I am much better at starting them than finishing them.

I am honoured when groups ask to display my quilts, and time permitting, I am happy to do so.

In my 'spare time' I have made well over 250 quilts for various local charities and will continue to do this to give back to the community in which I live.

Just as I sat with my grandmother and learned to sew, I am now sitting with grandchildren hoping to inspire them to love these quilts as much as I do and preserve the work of others done long ago.





# SA Quilters Meeting Notes

Thursday  
7 Nov 2024

President, Chris O'Brien, welcomed 102 members to the SA Quilters November meeting and handled the microphone technical issues with her usual calm. Nina Regan received the President's Encouragement Award for her beautiful quilt. Dawn Hay was the lucky winner of the door prize. Our thanks to Karen from the Habit Patch for donating prizes for the six lucky raffle winners.

President, Chris O'Brien held dual roles at the meeting as she also stepped in as Guest Speaker. The title of Chris's presentation was "*Persistence and Resilience in Quilt Making*". She let us in on a few of her secrets for fixing the inevitable issues that arise in quilting.

Our sincere thanks to Karen from the Habit Patch from Millicent which was the November feature shop at the SA Quilters meeting. We acknowledge and appreciate the effort required to pack up and transport goods to the meetings, particularly from country areas. Find out more about Habit Patch on the web site [here](#).



Karen from Habit Patch



Some of Chris's award winning-quilts



## SHOW AND TELL

Nothing is to scale here



Therese - 40th Birthday Sew Along Top



Cathy's Sue Spargo Block of the Month




Nina's award-winning Red and White quilt



Sonia made this jacket for her niece Liberty



Peg's Festival of Quilts Challenge Quilt - Gem



Margaret's award-winning Red and White quilt

SA Quilters commits to supporting women and children in need in the annual charity. The chosen charity for 2024 is Kickstart for Kids. They are specifically asking for shoes, underwear, summer clothes, socks, sanitary items (tampons/pads etc). Please - no toys or stationery items.

**Please bring your donations to the December monthly meeting. A representative from Kickstart for Kids will be present for collection.**



# AMQF

AUSTRALIAN MACHINE QUILTING FESTIVAL

27 – 30 March 2025

Adelaide Showground

**The celebration of everything machine quilting**

Put your passion into practice



**BOOK NOW**

Class registrations open:

**[amqf.com.au](http://amqf.com.au)**



# Riverton Quilters Exhibition

The Riverton Area Quilters Bi-Annual Quilt Exhibition was held in the Community Hall on 10th-11th August.

Again, the Hall was decorated with a wonderful display of quilts created by members and friends of the group who have diligently stitched over the past couple of years. Over 120 colourful quilts were displayed, with many commenting, "It is always interesting to see the many varied colourways used in the same pattern and there were several examples of those displayed."

The exhibition included displays by other Riverton locals; the 'Happy Hookers', Seda with her crochet items, handmade cards and scrap-booking by Elaine and Di, plus Tracy's alpaca wares. And Deb from 'Rustic Charms' Kapunda offered a great selection of fabrics and sewing notions for sale with her Pop-Up shop.

It was a lovely weekend to be out and about, almost 200 people viewed the quilt display during the two days. Visitors included a quilt group from Gawler enjoying a stop off on their Mystery Bus tour, a group of Woodside Quilters - and others from as far away as Jamestown and Peterborough. All were impressed by the stunning quilts on show.

Also attending was a group from the SA Quilters including Vice President Rosanne Fuller; on a mission to visit as many SA country exhibitions as they can to promote quilting groups beyond the suburbs.

Chris won the viewer's choice with her fabulous quilt – 'Bee Mindful', a quilt design by Australian Designer Michele Hill in conjunction with Lloyd Curzon Textiles. This Quilt was designed to help raise awareness and much needed funds for the Kangaroo Island Ligurian bees.



*Chris' "Bee Mindful" Quilt won viewer's choice*

# Inman Quilters

Just a quick hello from Inman Quilters' new article author. My name is Bree-Anna (Bree) Leibhardt and I am trying to fill the very big boots of my successor Margaret Houston. I would firstly like to thank Margaret for her hard work and dedication to the Inman Quilters, serving 16 straight years on the committee. We all know it takes many hands to support and run a community group and we are happy to share the reigns and spread the love. Again, thank you so much Margaret I look forward to learning from you in this role.



The weekend of October 12th saw a large crowd of local and holiday visitors attend the Cape Jervis Fete. The event has been created to celebrate community coming together and this year the opening of their new community basketball court. The Local Community Club put on a very successful show and we thank them for allowing us to enter our stall.

We had a rewarding trip to the Fete, with \$200 raised for our gifting quilt program. We dedicate the 5th Tuesday of the month to this program, creating and finishing quilts to be gifted to people, communities and organisations in need. We are looking forward to using this kitty to purchase materials for this cause.

A handful of our wonderful members donated some of their beautiful handmade creations that were sold at the stall. We also had Glenys, Beth, Mary and Helen take time out of their weekend to staff the stall. The ladies were busy trading from 10am, with not much time to sit and chatter. We really appreciate the business we received. The group would like to thank our volunteers so much for their hard work and generosity, and the ongoing support to help keep Inman Quilters running successfully.

On Tuesday 5th November, we were lucky enough to celebrate the Melbourne Cup. Margaret and Margaret ran some fun activities, including 2 sweeps, which were well supported by our members, Horse Bingo and Best Hat competition – won by Mary. We enjoyed a shared lunch, with enough food to feed a small army. As our tummies filled up with delicious delights, we sat around yarning and tinkering at our crafts waiting for the race to begin. A huge thank you must go to Jim 'The Technician' Biggs for setting up the overhead projector screen for us to watch the race in style. We all had a wonderful day out at Inman Valley Hall. What a special day, with quite the turn out!

Cheers,

Bree-Anna Leibhardt





# Book Review by Pip Porter

---

## Use & Ornament: An Exploration of the Improv Quilt by Nicholas Ball

Nicholas is a UK based quilter, this is his second book on improv (the first was Inspiring Improv). There are four parts to this book: Then, Now, Next and Projects

Then - this section briefly discusses improvised quilts from three distinct periods: Welsh Quilts, Crazy Quilts and Gee's Bend quilts


Now - in this section Nicholas introduces some contemporary quilters, that he has connected with either online, in person or he admires their work. They are fairly well known names (at least to me) in the improv quilting world and have varied improv styles.

Next - The tools and notions that Nicholas has used in his quilt making are covered in this section, as well as eight projects. There are no patterns as such although there are instructions for the various techniques used, e.g. Welsh Butted Edge and instead of the dreaded "Quilt as desired", he writes about why he chose a particular way of quilting each quilt, which I thought, was helpful.

The final brief chapter talks about his collaboration with his long arm quilter Trudi Wood.

I enjoyed this book very much, at my stage of quilting I have little interest in pattern focused books and prefer books with more editorial content and plenty of photographs. Even if you have no interest in improv quilting I think this book is worth the read but if you love improv quilting this book would make an excellent addition to your library.

**Please note that the SA Quilters have ordered this book for our library**



LUKE HAYNES

LUKE HAYNES, CALIFORNIA, USA

Quilting is a craft that has been around for centuries, but it's also a craft that's constantly evolving. In this book, Luke Haynes explores the world of improv quilting, a style that's all about creativity and experimentation. He shares his own experiences and insights, as well as those of other quilters who are pushing the boundaries of the craft. The book is a great resource for anyone who's interested in learning more about improv quilting, and it's also a beautiful work of art in its own right.



---

## Oh, no! It's a DOUBLE DATE DISASTER! Or is it?

It seems that the 8<sup>th</sup> of February is a very popular date as both SA Quilters and Orange Tree Quilters are hosting a Mystery Quilt Day. However, despite the amusement this has caused amongst the organisers of both events, there are some differences. Check them out on the Guild website and have a look at Orange Tree Quilters on Facebook to decide which one you would like to be involved in. There are very strict limits to the number of participants and applications will be processed on a first come, first served basis.

The application form for Orange Tree Quilters is in this newsletter and we look forward to welcoming Guild members to our Mystery Quilt Day.

# Classifieds

## For Sale:

HQ Sweet Sixteen 16" sit down long arm quilting machine - serviced, ex demo  
- upgraded with HQ INSIGHT table with Built-in Stitch Regulation for Sweet Sixteen.

Also included:

- original table with folding legs and easy glide

Silicone free motion quilting mat - great for using at workshops / retreats

- Bobbin Winder

-Prewound Bobbins:

24 White

24 Charcoal

24 Dk Gold

24 Xmas mix

- 7 pkts needles & extra feet

- manuals



**PRICE: \$6300 ONO**  
**Contact Carmel Loughry**  
**0402333382**  
**Happy Valley**

## Garage Sale: Craft & Quilters Destash!

### **Calling all Crafters & Quilters!**

After a lifetime of various crafts and avid quilting, Jennifer Ayliffe has hung up her needles. It's time for a *Destash*.

 **When?** Saturday, 16th & Sunday, 17th November

 **11:00 AM – 3:00 PM**

 **Where?** 21 Millswood Cres, Millswood

(please note there is restricted parking in the area, especially if bowling, croquet, or SASMEE little trains are on)

### **What's Available?**


✦ Fabrics, Threads, Ribbons & Buttons

✦ Quilting Tools & Notions

✦ Crafting Supplies & More!

✦ Patterns, Books & Magazines

Everything must go! Perfect for quilters, crafters, and DIY enthusiasts of all kinds!

 **Cash Preferred; Pay ID available**

### **Mark Your Calendars!**

Bring your friends, grab some goodies, and get inspired for your next project! Don't Miss It!





# Classifieds

---

[julie@haddrickonfabric.co.au](mailto:julie@haddrickonfabric.co.au)

Julie Haddrick is moving interstate, so to downsize, she is holding a

## GIANT END OF AN ERA STUDIO SALE and SEWING COLLECTION DOWNSIZE

**SATURDAY November 30<sup>th</sup> Time 9am -12 30**

**@ 5 Keith Rd Blackwood**

### BARGAINS INCLUDE

FABRICS- Hand dye, fat ¼'s, batiks yardage, Japanese fabrics, Vintage fabric collection, screen printed fabric pieces

VINTAGE sewing tools, Vintage toy sewing machines, 2 x singer treadle machines, a couple of Elna Lotus machines, sewing baskets, vintage linens, Victorian ornaments

QUILTS A selection of smaller affordable quilts at bargain prices.

PATTERNS, gift cards all discounted

BOOKS, MAGAZINES, QUILTING, FASHION DESIGN, ART

FABRIC DYES, PRINTING INKS, FABRIC PAINTS

ART GEAR; Silk screens, printing inks, tools etc

WOODBLOCKS for stamping fabrics,

JAPANESE- fabric prints, cushions, KIMONOS: silk mostly

**And lots LOTS more**

**10% OF SALES WILL BE DONATED TO THE Christmas Bowl  
Appeal**



---

# SA QUILTERS 40th BIRTHDAY SEW ALONG

Download the October instructions for the Sew Along quilting blocks on the SA Quilters web site here -

<https://www.saquilters.org.au/sew-along/>

Follow participants progress on the 40<sup>th</sup> Birthday Sew Along Facebook page at:

# Classifieds



## FOR SALE:

B 770 Quilter's Edition with Plus Upgrade

Includes Embroidery Module with Small, Medium and Large Hoops (incl bag).

4 YEARS OLD

\$5,000.00

Contact: Heather Thompson on

Mobile: 0439 850 751

## FEET INCLUDED:

1C Reverse Pattern Foot  
1D Reverse Pattern Foot  
3A Automatic Buttonhole Foot  
4D Zipper Foot  
20C Open Embroidery Foot  
42 Bernina Stitch Regulator (BSR)  
97D Patchwork Foot  
26 Embroidery Foot  
72S Adjustable Ruler Foot with Slit including Couching Inserts



## ACCESSORIES INCLUDED:

Soft Cover with Pocket,  
Accessory Box,  
Free Hand System (FHS)  
Slide-on Table  
CutWork/Straight stitch plate, (9 mm Stitch plate on machine)  
Spool Discs  
Jumbo Bobbins, 4 Pieces, 1 of them in the machine  
Foam Pads, 2 pieces  
Touchscreen pen  
Seam Ripper  
Height compensating tool  
Selection of Needles  
Seam Guide Right  
Screwdriver Torx, gray  
Screwdriver red (slot)  
Angular Torx wrench Torx  
Brush, Oil Pen  
Power cable  
Foot Control.

## ALSO FOR SALE:

Plexiglass Extension Table for Quilting

for Bernina 7 Series Machines

\$200.00 ONO





# Classifieds

## Wanted to Buy

Sue Zilm is looking to buy a SewEzi Portable Sewing Table to fit a Janome 8200 Horizon Memory Craft QCP.

If you have a table that you are wishing to sell (like the table in the picture), please contact Sue on 0448 896 514



## KOOKABURRA QUILTS

WE ARE  
OPEN 7 DAYS  
A WEEK



Quality fabric and sewing  
supplies at affordable prices!



Kookaburra Quilts is located in the historic town of Burra, South Australia. We stock an ever-growing range of beautiful 100% Cotton Quilting fabric, quilting and sewing supplies, cosmo threads, books and precuts.

**We have recently expanded into the 2 shops next door,** where we have a lovely bright classroom and another shop dedicated to the fabric bolts.



LARGE  
RANGE OF  
DISCOUNTED  
FABRICS AT  
ALL TIMES!

P 0439 247 700 | A 1 Young St, Burra North, SA 5417 |  
E [kookaburraquilts@gmail.com](mailto:kookaburraquilts@gmail.com) | W [www.kookaburraquilts.com.au](http://www.kookaburraquilts.com.au)



# Craft Bags

from yazzii.com

**CA370**

Block Showcase Bag

Size Closed :

35.5 X 35.5 X 7 cms / 14 X 14 X 2.8 inches



**Hand Crafted And  
Fairly Traded!**



**CA371**

Block Carry Case

Size Closed: 37 X 37 cms / 14.5 X 14.5 inches

**CA540**

Craft Project Folder

Folder Size :

39 X 32.5 cms

15.2 X 12.8 inches



**CA570**

Large Mat Carrier  
(18X24)

Size:

50 X 66.5 cms

20 X 26.75 inches

sales@yazzii.com

**CA560**

Quilt Mat Carrier (12X18)

Size:

41.5 X 56 cms / 16 X 22 inches



Designed in  
Australia



Instagram: /yazziicraft Facebook: /YazziiCraftBags Pinterest: /yazziicraftbags Twitter: /yazziicraftbags





## 287 Diagonal Road, Oaklands Park

<https://gallerym.com.au/> [https://www.bernina.com/en-AU/Home-Australia.](https://www.bernina.com/en-AU/Home-Australia)

THANKS TO ALL OF THE PEOPLE WHO  
HAVE SUPPORTED A SMALL BUSINESS  
DURING 2024.



# Renew your SA Quilters Membership

---



## 2025 Membership

Thank you for being a member of our wonderful quilting family. Our membership year is from January to December.

Individual members renewing membership before the end of January 2025 will be in the running to win this fabulous Yazzii Supreme Organiser valued at \$139 donated by Yazzii. To be drawn at the February 2025 meeting.



You can find all the membership details on the SA Quilters web site at [www.saquilters.org.au](http://www.saquilters.org.au) and click on the Members page.

---

## YOUR BIRTHDAY GIFT FROM SA QUILTERS

All individual members of SA Quilters are entitled to receive a 40 year commemorative badge, available for collection at SA Quilters monthly meetings.

