

SA



Quilters

I-Patch

July 2024

Volume 6, Issue 6

A Focus on Quilting



Ruby Red

Celebrating SA Quilters' 40th Anniversary

Festival of Quilts 2024

5-7 July 2024 | Adelaide Showground
In association with CraftAlive

**FEATURED QUILT
Festival of Quilts
2024 BEST OF SHOW**

Chris O'Brien with *Red and White Delight*



**FEATURED QUILTER
Tina Gillespie**



**2024 Festival of Quilts - Page 4
Quilt Encounter Raffle - Page 13**

See Tina's story inside



I-Patch

July 2024

Volume 6, Issue 6

A Focus on Quilting

Hello Everyone,

Here I am again briefly, standing in for Chris while she is overseas having some Grandma time in Canada. What a time to be away when her quilt won Best of Show last weekend. Huge congratulations Chris, it is an amazing quilt and well deserving of the award.

Festival of Quilts was a huge success once again, with a feast for the eyes of wonderful quilts. Thank you to everyone who entered a quilt, without you there would be no show. Thank you also to the hard working and dedicated Festival of Quilts Team, led by Ann Ewer.

The others on the team are Di Bessell, Rosanne Fuller, Jan Goulter, Wendy Hunt, Margaret Hurrell, Jill Iveson, Jennifer Kempson, Carmel Loughry, Christa Mano, Chris O'Brien, Rhoda Ryan and Ann Shuttleworth. It is a huge job and everyone plays a part.

Thanks to all the sponsors, especially our major sponsor Bernina Australia, you all enable us to provide some amazing prizes. CraftAlive - Brett and Sally, again provided the venue and everything asked for, to enable SA Quilters to mount an outstanding exhibition.

Thanks also to the team who "manned" the SA Quilters information booth again this year and to CraftAlive for providing the booth. We have 21 new members who joined at the show, several workshop applications and have been able to spread the word about what we do.

Now it's over to Chris

Cheers, Heather

I'd just like to add a very grateful thank you to Heather for filling in for me during one of our busiest months of the year. It was interesting watching the action from afar, making me only too aware of how professional we are in producing our Festival of Quilts each year, and how talented our quilters are. In a recent email Lessa Seigle commented on how incredibly far we have come since our early exhibitions back in the 80s and 90s. A huge thank you to all who supported the FoQ Committee in entering their quilts.

Stay safe and happy quilting

Chris (from Canada)

Chris O'Brien - President, SA Quilters

Ph: 0432 483 263

president.saquilters@gmail.com

Thursday, 1st August 2024. Doors open 7:15pm for 8:00pm start

in the main Burnside Community Centre Hall

NEXT MEETING

Welcome address: President Chris O'Brien

Guest Speaker: Mike from the RAA

Special Event: Festival of Quilts Raffle Quilt draw

Special Event: Announcement of Festival of Quilts Viewers' Choice

Shop: Kornacraft Sewing Centre **Web Site:** [Kornacraft](http://Kornacraft.com)

Raffle Quilt: Quilt Encounter Raffle Quilt

Fat Quarter Raffle: Stripes

Show and Tell: Red and White quilts

Library: Available for borrows and returns

Kitchen open for tea and coffee. Please bring a clean cup.

If members didn't receive a **40-Year Commemorative Birthday Badge**, please see Peggy at the Welcome Desk or at Sit and Sew or Workshops.

- Guild Meetings
- Quilt Shows
- Workshops
- Special Events
- Feature Articles
- Member information
- Latest News

I-Patch is a digital online newsletter for **SA Quilters** members which is sent out by email on or about the 15th of each month to members' email accounts.

Communications Team:

Kathy Rossini

Chris O'Brien

Cindy Massey

Jane Polden

Ally Baum

Rhoda Ryan

Tina Robson

Guild Patrons:

Her Excellency the

Honourable Frances

Adamson AC,

Governor of South

Australia and Mr Rod

Bunten

Important Links

I-Patch Editors

ipatch.saquilters@gmail.com

Guild Facebook

<https://www.facebook.com/>

Guild Website

www.saquilters.org.au

Guild Web Manager

saquilters@gmail.com

Snail Mail submissions:

Quilters' Guild of SA Inc
PO Box 993, Kent Town SA
5071

To unsubscribe please email

saquilters@gmail.com

I-Patch is the Newsletter of SA Quilters

PO Box 993, Kent Town, South Australia 5071

Web site: <https://www.saquilters.org.au/>

Founding Co-Convenors

Rachel Dettman and Laine Gardner

SA Quilters Presidents

Rachel Dettman, Maree Gebhardt, Josie Fradd, Susan Murphy, Julie Lojszczyk, Nola Pearce, Jenny Loveder, Barbara Hallion, Mary Heard, Sandra Earle, Pip Scholten, Maxine Smith, Raelene Draheim, Candy Walker, Kay Lovell, Vicki Hart, Christine Baker, Chris O'Brien, Heather Ford

SA Quilters Life Members

Rachel Dettman, Maree Gebhardt, Josie Fradd, Susan Murphy, Julie Lojszczyk, Nola Pearce, Jenny Loveder, Valda pedder, Margaret Russell, Lessa Siegele, Helen Sparkman, Faye Packham, Claire Pope, Roma Good, Barb Hallion, Noeleen Williamson, Michele Hill, Mary Heard, Jean Deere, Bronwyn Atkinson, Candy Walker, Heather Ridley, Kay Wilson, Otto Windler, Heather Ford, Kerry Brand, Bronnie Young, Jan Goulter, Maxine Smith, Raelene Draheim, Jill Christian, Keith Holland, Anne Marie Serrano, Chris O'Brien, Vicki Hart

SA Quilters meet on the first Thursday of each month (except January) at 7.15pm for 8.00pm start at Burnside Community Centre, Burnside Town Hall, Portrush Road, Tasmore.

The aims of SA Quilters are to:

- To promote the art of patchwork and quilting.
- To provide a forum for quilters in South Australia.
- To encourage the formation and maintenance of quilters' groups within South Australia.
- To seek, encourage and maintain a high standard of design and technique in both traditional and contemporary quilt making.
- To foster and maintain an interest in the history of patchwork and quilting.
- To hold, organise and take part in exhibitions and workshops whether in South Australia or elsewhere.
- To provide information, knowledge and skills with regard to quilt making in South Australia or elsewhere.
- To do such other acts and things as are in the opinion of the organisation ancillary or conducive to the achievement of any one or more of the above objects.

Contents

Page	Content	Page	Content
Cover	Festival of Quilts Best of Show <i>Red and White Delight</i>	18	SA Quilters July Meeting Notes
2	President's Report and August Meeting details	19	Migraine Australia
4-8	2024 Festival of Quilts	19	Vale Valda Pedder
8	Festival of Quilts - Workshop Raffle Result	20	Kornacraft Sewing Retreat
9-10	Festival of Quilts Judges Report	20	SA Quilters - 40th Birthday Sew Along
11	Festival of Quilts Sponsors	21	For Sale - Trolley bag and accessories
12	Jemima Flendt Workshop	21	Rural Roundup
13	Calling all Tutors	21	Hobbysew - attention teachers
13	Quilt Encounter Raffle Quilt - <i>Dazzling Rubies</i>	22	Inman Quilters
13	Festival of Quilts - Modern Mix SA Exhibit	23	Sew Focus Birthday Blitz
14	On the Couch with Sue Spargo and Jen Kingwell	24	News from Northern Yorke Peninsula Quilters
15	Melann's Fabrics and Sewing Centre	25	The Quilting Room
16	Featured Quilter - Tina Gillespie	26	Cleve Country Quilters - Field Days Exhibition
17	Orange Tree Quilters	27	Riverton Area Quilters - 2024 Exhibition

2024 Festival of Quilts

First Place and Special Award Winners

Note: not to scale



Junior
Boxes in Boxes
by Blasko Ward



Pieced and Appliqué - Amateur
Nature's Paintbox
by Chris Knight



Pieced and Appliqué - Professional
Hearts and Stars
by Christine Boxer



Pieced and Appliqué - 2 Persons
Windemere
by Shiela Oaten and Valerie Slater



Appliqué - Amateur
Australian Wildflowers Linocut
by Nina Regan




Appliqué - Professional
Queen Bee
by Rachelle Denny



Pieced Amateur
Kaleidoscope
by Tina Gillespie



Pieced Professional
Vivi's Journey
by Ann Ewer



Pieced Open Small 2+ Persons
Circling Dresdens
by Chris O'Brien and Vicky Murphy

2024 Festival of Quilts First Place and Special Award Winners


Note: not to scale



Pieced Open Large 2+ Persons
Kaleidoscope
by Taryn Shotten and Brenda Wade




Red and White Small - Amateur
Ruby Daze
by Margaret Hurrell



Red and White - Large Amateur
Spot and Crosses
by Nina Regan




Red and White - Small Professional
Brer Rabbit
by Michele Hill



Red and White - Large Professional
Red and White Delight
by Chris O'Brien



Modern - Amateur
Satellite Pathways
by Julie Plush



Modern - Professional
One Step after Another
by Pip Porter



Modern 2+ Persons
Patchwork City My Way
by Jill Clausen and Nikki Waterhouse



Other Techniques
Shadow Play
by Karin Vorrath

2024 Festival of Quilts

First Place and Special Award Winners

Note: not to scale



Art - Abstract
My Dad's Banksia
by Julie Blake



Art - Pictorial
Bedazzled
by Zara Zannettino



Patron's Award
Sweet Dreams
by Brompton Primary School



Convenor's Award
Radiance in Red and White
by Carmel Loughry



Hanger's Choice
My Basket Quilt
by Wendy Whellum



Judge's Commendation - Julie Adamson
Fragile Beauty
by Zara Zannettino



Judge's Commendation - Julie Haddrick
I got You a Leaf
by Cindy Massey



Judge's Commendation - Heather Ford
Millie's Dresses
by Julie Lynch



Bernina Amateur Encouragement Award
Harry Potter and the Eternal Quilt
by Tina Gillespie

2024 Festival of Quilts First Place and Special Award Winners

Note: not to scale



VIP Award
Diamonds for Madeline
by Vicki Daly



First Time Entrant
Golden Tapestry
By Sarndrae Narcisi




Retaining the Tradition
Windemere
by Sheila Oaten and Valerie Slater



Excellence in Embellishment or Embroidery
Of a Feather
by Helen Campbell



Excellence in Machine Quilting -
Stationary
Shadow Play
by Karin Vorrath




Excellence in Machine Quilting -
Frame Mounted
Red and White Delight
by Chris O'Brien



Excellence in Hand Quilting
Floral Ring
by Jacqueline Harris



Runner-Up - Best of Show
Hearts and Stars
by Christine Boxer



Best of Show
Red and White Delight
by Chris O'Brien



Tickets \$2 each

Last days to buy a ticket in this year's Festival of Quilts raffle available at Sit and Sew on 24 July. To be drawn at the next SA Quilters meeting on 1st August.

All books to be returned to Margaret Hurrell by 24th July which is the Sit and Sew day at Vermont Uniting Church, 526 Cross Road, South Plympton.

Phone Margaret on 0419 860 757 for details.

Part proceeds go to



Festival of Quilts Raffle



- First Prize - *The Mystery Conway Album Quilt*
- Second Prize - Bernette 05 Series Academy sewing machine



Workshop Raffle Result


There were 176 entries into the free raffle for the SA Quilters workshop lucky draw prize at the 2024 Festival of Quilts. The prize winner is Sharon Wilsdon.



2024 Festival of Quilts Quilter in Residence - Jill Radcliffe



2024 Festival of Quilts - President's Challenge Special Exhibit



2024 Festival of Quilts - SA Quilters Appraisal Panel Special Exhibit

Judges report July 2024 - 'RUBY RED'

Celebrating SA Quilters 40th Anniversary



Festival of Quilts Judges

Julie Adamson, Julie Haddrick, Heather Ford

Led by convenor Ann Ewer, judging day begins. It is the culmination of the SA Quilters Exhibition Committee's twelve months of planning and organising. In my previous judging report, the judging room procedures were described, so I'm focussing this time on the people at the judging day.

8.30 is arrival time; to sign on, sign a confidentiality agreement, consider a cup of tea and a quick chat. The signed agreement means that what goes on in the judging room, stays in the room. Commenting on issues out of context or on decisions or who said what to whom, is not professional and the confidentiality agreement prevents any disclosure away from the judging event. There is a cast of many volunteers who quickly fall into their specific roles for the day and for many who are on the exhibition room floor, high vis vests and closed shoes are required. The CraftAlive staff are already turning the vast and vacant Goyder pavilion into a carpeted shopping mall with quilt galleries, classrooms and food stalls, with tables and seating areas. The SA Quilters volunteers transfer a truckload of quilting frame bags and begin to sort and arrange the layout for the quilt frames assemblage. This is done in accordance with the master plan map of each display and hanging space.

The day prior to judging, the 'drop off' people have already received, receipted and checked the details of every quilt delivered to ensure that all entries are in situ. They are then tagged with a calico tag, which has already been marked with tags showing items for the judges to consider, eg first time entrant, various methods of quilting, original design, etc. The quilts are sorted into categories, ordered and stacked in piles on tables in the judging room in order of judging. For today, we have a tea lady, food runners, kitchen organiser. Did I mention home-made cookies and cakes? Nom Nom.

Moving in to the judging room, there are scribes on laptops who record very important judging stuff; two judging stations with two teams of people assisting so that no time is lost in waiting for quilts to judge.

Each team consists of a judges' assistant (who note the results and advise the scribes), quilt holders and quilt runners. A time keeper calls out time intervals to keep us on schedule. A Special Awards person ensures every quilt nominated for a special award is considered. We have newbie quilt helpers, learning quilty jobs to make way for retiring helpers. Most of these people will return the following day to finish what wasn't done on judging day.

The photographer has an assistant who records the photo/quilt details and enters the relevant text in the Powerpoint Awards presentation. Two quilt handlers set up for the photographic shoot. (every prize-winning quilt is professionally photographed) Lights – Frames – Action and the first categories prize winners are photographed. There is then less than 24 hours to edit each image and to collate the power-point presentation of winners for the awards ceremony the following evening at Burnside Town Hall. The day continues at this steady and busy pace.

And so, the three judges arrive having read a few emails and brushed up on rules, categories and specific changes or new criteria for the exhibition. Local judges from the SA Quilters Judging panel are here to assist; to hold, fold and prompt today's three judges. As panel members, we are required to maintain skills, maintain current knowledge of the industry, to mentor judges in training and to attend annual training sessions whilst supporting the activities of SA Quilters judging responsibilities.

Two SA judges and one interstate judge from Melbourne, Julie Adamson, make up today's team. Judging committee members also oversee the management and silence required in the judging room. Thus, newer judges can observe the procedures and perhaps gain a better understanding of the decisions judges make. There is a time allocated for each category, with 1 ½ minutes assigned to consider every single quilt. This enables the thorough examination, critique and appreciation of every entry. They then are ranked using the elimination process until three quilts remain. The names numbers and prizes allocated are recorded for each category and then checked by the scribes. Special awards also are nominated at this stage in every category. At the closure of the category judging, the special awards are allocated and this is where prompting comes in handy with questions like ...' Do any quilts need to be considered for a special award like best use of hand quilting? Once all categories are judged, the judges look at every quilt that has been nominated for a special award, which by now are grouped in piles around the room.

Then at the days end, every first prize winning quilt of every category is re grouped and from that, the Best of Show quilt and Runner Up is decided. The judging room is a place of many piles. Excellent labelling of piles guaranteed a very slick procedure occurred without as much as a hitch.

The experience of the exhibition team was evident in the highly polished procedures and the constant flow of quilts from and into new piles. No names; just numbers. And piles. Best of Show is allocated and even the judges must wait until the prize giving ceremony to discover who made which quilt.

Our 2024 featured guest quilter Jill Radcliffe, helps with building the frames, then gets to hang her wonderful collection of quilts tomorrow. How many dozens of people have we? I don't really know except that there were few vacant seats and bodies moving on and off all day. What a wonderful room of passionate willing and capable volunteers together in one space. All busily working towards the same goal. And this is what makes our Guild... teams of busy volunteers who pitch in and put together this amazing exhibition every year. In addition, we have a quilt hanging manager, quilt hangers and quilt frame builders.

This was our Ruby exhibition and Adelaide shops may well be low on red fabric because there certainly were a large number of wonderful red and white quilts. They predominated most categories as well as being judged in their own designated categories. SA quilters really came on board with this theme and the exhibition will be a great celebration of quilting in SA, via its ruby quilts. It was noted from the judges that there was consistently a high degree of skill and great variety of techniques that inspired these ruby quilts. Traditional blocks through to the very modern were provided for judging. Lots of original interpretations of traditional quilt blocks, which also made the judges task more challenging. It was noted that there were consistently high-quality bindings and facings, with the clever use of striped bindings, piped bindings and even invisible bindings for the moderns. Another strong category was the Pieced and Applique quilt section, both professional and amateur, with open categories sections well stocked also.

In general, the standard of machine quilting, especially on the popular stationary mid arm machines has seen the elevation of quilting, using both free motion and ruler work to become a real feature for SA quilters. The two person quilts also demonstrated some highly proficient digitised, or edge to edge or custom quilted quilts. It was commented that SA holds its own in the quilting arena, with many competent domestic or commercial machine quilters work on display. It is worth considering the style, or genre, of quilt making techniques when choosing what quilt pattern will look best and, sometimes, it seemed that the quilting design didn't enhance the particular construction techniques of the quilt. Whilst there are no hard and fast rules, the quilting really needs to enhance the quilt makers vision. And a reminder with tension, to do a sampler as you begin stitching and be prepared to check the thread tension of the quilts back to see even, well-formed stitches. This year Art quilting and Pictorial categories were less well represented but Modern Quilting is very much alive in SA. A couple of significant text laden modern quilts brought much attention due to the clever piecing of letter blocks and or the setting within improvisational piecing techniques.

In the last year SA has seen exploration or revival of modern hand quilting, in the forms of Kawandi quilting. This African hand stitching technique is not unlike Japan's Boro, Chiku Chiku, or the Indian Kantha stitching and there has been a surge on entries that incorporated Kawandi type piecing with free form, organic layering of squares. These quilts had some delightful collections of fabrics that were organically stitched with 8 or 12 perle thread in mostly a rainbow of colours.

The number of junior entries has generally been low and we felt the quilting community needs to invest further into children and younger adults into the industry. This often relies on busy parents and/or grandparents to inspire and guide youngsters, as it seems the cluttered school curriculum has culled many of the creative subject offerings in preference to media and digital learning. The essence of quilt making is problem solving; a skill essential in many of life's pathways. So, it is up to us to engage with the younger generation in whatever ways appropriate..... You can never introduce sewing too young.

The new embellishment category, whilst small in number, demonstrated good interest for hand decoration and I would encourage those beading / embroidery /decorative machine embellishers / thread-work fans start early in readiness for next years' entries.

Lastly, there were lots of 'First Time' entries so dear members, your persistence and encouragement for newbie or emerging quilters has been worthwhile. Congratulations to SA quilters on another fabulous exhibition. As a small state we punch above our numbers and together put on a great show.

This will be my last report. It has been an honour and privilege for me to serve SA Quilters on Executive as librarian, exhibition committee with the kid's corner activities, a selector and member of the Dare to Differ team, but mostly for being on the judging panel for 25 years. I love the opportunity to critique and to judge, as well as to teach and encourage quilters to step out of their comfort zones and to explore new ideas, media or modes of expression. Covid reminded us that having activities that are creative, stimulating, self-sustaining and productive makes for happier, more mindful and more generous members of a wider, connected community. I will be furthering / refining my judging experience next in NSW, where we will be moving to, to be closer to family. I will downsize a lifetime of creative pursuits and a 60 year-long passion for art, fabrics and stitching.

Yours in judging and stitching.

Julie Haddrick

and on behalf of fellow judges Julie Adamson and Heather Ford

FESTIVAL OF QUILTS - SPONSORS



Ruby Red

Celebrating SA Quilters' 40th Anniversary

Festival of Quilts 2024

5-7 July 2024 | Adelaide Showground
In association with CraftAlive

Craft Alive

We wish to thank our valued Sponsors for 2024

Click on the sponsor's logo for their web site and more information

DIAMOND SPONSORS

BERNINA
made to create
SA QUILTERS LIFE MEMBERS

Melann's
FABRICS & SEWING CENTRE

OLFA
Best made cutting tools in the world.®

QA
QUALITY ALWAYS

PLATINUM SPONSORS

HOBBYSEW
My Creative Home®

ANN EWER
PEGGY ARGENT AND
MARGARET HURRELL

2
green
zebras


The Quilting Room

LLOYD CURZON
TEXTILES EST. 1973

 **JACK n JAYDE**
SEWING CENTRE

GOLD SPONSORS



THE PATCHY AFFAIR



OASIS QUILTING SERVICES



KORNACRAFT
sewing centre

AFTER DARK QUILTERS
McLAREN VALE PATCHWORKERS
TEA TREE GULLY QUILTERS



LOVE LEE FABRIC

VICKI HART
PIP PORTER AND
JO BICKERSTAFF
CHRIS O'BRIEN

we sew



QUILTERS QUARTERS

Karen Kay Buckley Australia
Australian and New Zealand Distributor of Karen Kay Buckley Products

SILVER SPONSORS

ANNE MARIE SERRANO
JENNIFER KEMPSON

CYNTHIA'S ARK
SEW FOCUS

INSPIRATIONS
BeBe BOLD

LEMON LYREBIRD

OFFICEWORKS

SA TRINKET BOX QUILT with Jemima Flendt

WHERE: Vermont Uniting Church Hall
576 Cross Road, South Plympton

WHEN: Saturday, 21st September 2024

TIME: 9.30am to 4.00pm

COST: \$125 - SA Quilters members per day
\$145 - Affiliate Group members per day
\$165 - non-SA Quilters members per day



Jemima Flendt

SA QUILTERS WORKSHOP CODE: JF24

Note: increased fee on this workshop to cover travel and accommodation costs



Learn how to Machine Appliqué this beautiful Medallion style quilt.

If you are new to Appliqué, then this design will be perfect to learn how to do this technique or for those who are already proficient in this skill will be able to work through making the blocks for this striking design.

I will take students through how to appliqué and then through to laying out their blocks and machine appliquéing it.

Once students are confident sewing, they can continue making more blocks for their quilt.

Skill level - Beginner.



Tied with a Ribbon

JEMIMA FLENDT

Email - tiedwitharibbon@gmail.com
Website - www.tiedwitharibbon.com
Instagram - @tiedwitharibbon

Extra charges payable direct to Jemima on the day of the workshop.

Kit costs:

- Pattern \$20.00
- Template Set \$30.00
- Total: \$50.00**

Go to the Workshops page on the SA Quilters web site For details on how to register including application form. Click on [Workshops](#)

Quilt Encounter - 2024 Raffle Quilt - DAZZLING RUBIES

During a sunny weekend in March most of the Quilt Encounter committee gathered in Mildura to make this year's raffle quilt. SA Quilters Quilt Encounter chooses a regional charity to support each year.

As you know, what happens on Retreat, stays on retreat but I can share a few secrets if you promise not to tell. First up, the cost of retreat was covered personally by each committee member attending, secondly, we manage to find a patchwork shop and spend \$\$\$, we had dinner while floating down the river, spectacular and Joyce cut a few fine dance moves, but don't tell anyone.



Now, for the beautiful quilt, named *Dazzling Rubies* (did you know a herd of Zebras was called a dazzle). It is a quilt pattern named Algorithm, from Stripology Squared Book by GE designs. Elite Quilting of Williamstown have professionally quilted our beautiful quilt and this was done free of charge in order to support our charity group.

The proceeds of this raffle will go to the community support of the flying doctors SA and NT, in particular towards replacement of "Flying Intensive care units". The Royal Flying Doctor Service have been supporting regional communities and saving lives for 95 years.



Calling all Tutors



Do you have a quilting skill or have created an original pattern/design you are willing to teach others. Are you willing to work with SA Quilters Affiliate Groups to develop/inspire quilting skills?

We are looking to update the list of teachers on the SA Quilters website and invite those who have a quilting skill or have created an original pattern/design they are willing to share to let us know. If you use the patterns/ideas of someone else you need their permission/accreditation and participants to purchase the pattern.

If interested please send in a short synopsis of what you offer with a link to contact details and/or a website to our web manager at email saquilters@gmail.com.

To check out what other teachers have listed on the SA Quilters website, click on the [Member Teachers](#) page.



2024 Festival of Quilts - Modern Mix SA Special Exhibit

On the Couch With **SUE SPARGO & JEN KINGWELL**

A great night with two internationally acclaimed and very talented women. Good friends Jen and Sue will be sharing some of their experiences throughout their respective journeys in the quilting world.



Feature display of quilts



Tickets \$45



tea/ coffee and a light
supper provided

**FRIDAY
20 SEPTEMBER
7:30PM
BOOKING
ESSENTIAL**

email Bev/Marg to Book  quiltencounter@gmail.com  2 Jetty Road Glenelg

*Thank you ladies for an epic
Craft Alive 2024.*

You all seemed to love testing the Bernina Q series, which has been a popular purchase this month.

We will be bringing our Q20 to Quilt Encounter this year

A popular accessory at the show was the
#72S Ruler quilting foot.

These are now back in stock at the shop for \$163.

They suit High Shank and Long arm height rulers. Fits on Q series and Bernina sewing machines - even as early as the Virtuosas and the Auroras.

Quilt Encounter is coming up again, where Melann's will be supplying 20x B325 for hire.
These are sold at \$1550 after Quilt Encounter finishes.

If you have any questions or wish to make a purchase/post order, please contact the shop or visit in store.



**#72S back
in stock!**

\$163



B325 RRP \$1699

After QE 2024 hire model stock

\$1550



Q16+ in lift table \$11.999

Q20 in lift table \$14,999

Frame options available

My Quilting Story - Tina Gillespie

I think that I probably have the same starting story as many of you do - happily raking fingers through my Nana's extensive button tin looking for just the right ones to sew onto a scrap of fabric. While my own button collection has never reached the quantity of hers - a farmer's wife who likely would have cut the buttons off of worn out clothing - the sound of searching through it always makes me feel good.

My Grandma was a milliner in Melbourne as a young woman, at a well known shop that was near Flinders St Station. Unfortunately, we don't know the name of the shop. Grandma was an avid knitter, mostly knitting things for babies that would be donated to local hospitals, fetes and charities. I still have many of her knitted coat hangers in my closet. She was also a proficient darning - an important skill when you have two rambunctious young boys!

My wonderful Mum knitted and was an excellent garment seamstress. She made many, many costumes for us during our school years, particularly for the eisteddfods that our primary school would enter. I don't have quite so fond memories of the gumnut print knickers that she made for my sisters and I as a part of her stretch sewing studies!

I learned so much from those three incredible women.

I have two younger sisters, and I spent many hours as a child playing Barbies with them. They were all about role playing with the dolls, but I was more often than not constructing a wardrobe from a shoe box and then sewing clothes to go in it.

I dabbled with a lot of different crafts over the years. Cross stitch, tapestry and long stitch in my teens and 20's. A teacher asked to purchase the long stitch that I made for one of my Year 12 Textiles assessment tasks, so it must have been alright! I also knit and crochet, although I can only do very basic crochet - even granny squares are out of my league. Twice a month I go to a group that knits/crochets beanies, blankets, booties and gloves for charity groups. I've also had fun with card making, rag dolls, macrame, and pottery at different times in my life.

I have always sewn, but was never a quilter until 2019. I have made clothing for myself, and for family members over the years. My school skirt pattern has seen two generations of girls in my family through high school in my home town! In the 2000's I joined a medieval recreation group and started making elaborate garb to wear to events. You'll see a few in the video.

In 2018 I travelled to the USA with a group of friends and was taken to Joanns by a lady in the group who was a quilter.

Join Cindy and Jane as they visit with Tina to talk about her quilting journey. Click [here](#) to watch the video.

There, I purchased some fabric so that I could make my first quilt. That friend was a great help as I made the quilt. You'll see that Harry Potter quilt in the video. From there, I was hooked! I've now made six quilts, and have four more on the go. I've discovered a love of English Paper Piecing and so many new friends in the Guild.

I'm definitely not a fast quilter, as I still have all three of my children at home. They are 16, 19 and 21 and keep me very busy. They, and my husband, are very supportive of my creative pursuits. I also play Bass Clarinet in the Onkaparinga City Concert Band, and am the band's Librarian. This involves cataloging the music the band owns, choosing the music to play at performances and preparing the folders for the musicians in the group. A labour of love!

Speaking of new friends - Cindy and Jane asked me about my favourite tool in the video, and my answer was the internet/YouTube. As soon as they left, I kicked myself for not saying 'people' as my answer. The wealth of knowledge that is online is incredible, but nothing beats sitting down at the table at Unplugged, Sit and Sew or the Modern Mix and asking how to do something and getting instant answers, offers of help, demonstrations, loaning of tools, the list goes on. For someone relatively new to quilting and the Guild, the generosity of the people around me who are more than willing to share what they know is truly the best tool. Thank you!

Tina with her 2024 Festival of Quilts award-winning quilts.



*Harry Potter and the
Eternal Quilt*

**Bernina Amateur
Encouragement Award**

*Galaxy
Pieced Open Small 2
persons
(with Brenda Wade)*



*Kaleidoscope
Pieced amateur*




ORANGE TREE QUILTERS

In celebration of NAIDOC week, Orange Tree Quilters have once again been very busy quilting and preparing to host a morning tea at the Hamra Centre Library, part of the West Torrens Council, for the donation of Indigenous print quilts to Centacare's Foster Care program for Aboriginal families for NAIDOC week celebrations.

The presentation was arranged by the West Torrens Library.

Attending the presentation as a special guest was Uncle Mickey to do the welcome to country.

Isaac Hannam gave a wonderful performance on the Yidaki player, often incorrectly called the 'Didgeridoo'.



16 quilts were gifted to Centacare. These quilts are given to children who are going into emergency foster care. This year, in addition to the quilts, the recipient also received a tote bag with a front pocket reflecting the fabric used in the quilt. Recipients are also given a book, designed by Centacare Staff, which contain details about the fabric design which highlight some of the Dreaming stories which are so important to Indigenous culture.



Also in attendance were the following

- Uncle Les Wanganeen – Aboriginal Cultural Lead Children's Services Unit
- Kel Rankine – Aboriginal Engagement Worker Children's Services Unit
- Alicia Remedios – Assessment Manager Centacare Foster Care
- Jenny Boyle – Placement Manager Centacare Foster Care
- Amalie Mannik – Executive Manager Children's Services Unit
- Kristen Spehr – Administration Manager Children's Services Unit
- Uncle Mickey O'Brien – Senior Kurna Man (Welcome to Country)
- Isaac Hannam - Kurna and Ngarrindjeri man (Yidaki player)
- Shanti Ditter – City of West Torrens General Manager Communities
- Mauricio Chiappe – City of West Torrens Administration and Lifestyles Officer

If you would like to become part of the helping team at Orange Tree Quilters, check out our Facebook page or contact Christa Mano, President at christahome1@outlook.com.



SA Quilters Meeting Notes

Thursday
4 July 2024

A very special evening for SA Quilters at the July meeting. Vice President, Heather Ford welcomed 175 members, visitors and guests to the meeting. SA Quilters Patron, Her Excellency Frances Adamson AC, Governor of South Australia attended the meeting to present the awards to winners in the Special Categories for the 2024 Festival of Quilts. See photos on the Festival of Quilts pages in this edition of I-Patch.

The shop for the meeting was Lemon Lyrebird. We thank Tina for bringing a wonderful selection of quilting and sewing goods to tempt members. You can find full details on the web site at Lemon Lyrebird.



Tina and David from
Lemon Lyrebird



Ann Ewer, Festival of Quilts Convenor with Rachel Dettman, inaugural SA Quilters President (1984) and Mary Hall, President of The Embroiderers' Guild of South Australia



Gwen and Shez at the
Raffles Table



Jackie and Michael.
SA quilters Librarians



Cindy and Jill looked
after Flinders Kids
and Quilts of Love



Everyone was upstanding for Her Excellency's arrival

Margaret and Ros
Quilt Encounter



SA Quilters members joined Gawler Quilting Circle in a Table Runner Swap - thanks to everyone who participated

A Message from Migraine Australia

Hello!

My name is Marni Franks and I am reaching out to all quilt guilds across Australia to let them know of the initiative that Migraine Australia is currently working on.

For Migraine Awareness Month we started a Community quilt project where we've asked members of the migraine community to make a quilt block expressing their experience of migraine and its effects on their life.

There are estimates of more than 5 million people living with migraine in Australia - with the vast majority of those being women aged 18-45 and craft is a common "distraction" hobby for many of those to cope with the pain and boredom that migraine causes.

We are simply asking that you share this opportunity with your members in hopes that those amongst you living with migraine feel up to telling their stories.

All they have to do is sign up at the link provided on the quilt donation page and I will then send out the pack needed to make their block.

https://www.migraine.org.au/community_quilt

Once blocks are made and returned to me, I will assemble the quilt and at some stage later this year we are aiming to present the quilt to parliament.

If you have any questions please let me know.

Thank you for your time.

--

Marni Franks | *Advisory Committee*

MIGRAINE AUSTRALIA

Phone: 0416 023 637

Email: marnif@migraine.org.au

Vale Valda Pedder



Just a note to let you know our dear Val Pedder died recently aged 92. She had been in care for the last couple of years because of dementia.

In 1992 Valda was a member of the Executive Committee when the idea of having a quilt camp was put to the Ex. Committee and they agreed but wanted a member of the Ex. to be on the Quilt Encounter Committee to report back. Well what an amazing worker they gave us who stayed and became a member of the committee for 20 years. She and husband John, who died a year or so ago, were very supportive, in fact stored all the ironing boards, about 15, at their home for almost all of the 20 years with Val checking them after each camp and making new covers for those needing it. John with his wood working skills made many things for us including countless ruler stands for prizes and he transported the ironing boards back and forth from camp each year. Val at 80 and Roma 82 at the time, were both still running around Immanuel in our final year, what an amazing pair. Valda remained a member of the Clayton's group, ironing and cutting thousands, literally, metres of fabric for our Bedford Mystery kits. She will be missed.

Valda was awarded SA Quilters Life Membership in 2000.

Lessa Siegele



Download the July instructions for the Sew Along quilting blocks on the SA Quilters web site here -

<https://www.saquilters.org.au/sew-along/>

Follow participants progress on the 40th Birthday Sew Along Facebook page at:

<https://www.facebook.com/groups/882729666919816>

FOR SALE

Machine Trolley Bag and Accessories

This set only for sale and includes:

- Machine Trolley Bag - D31cm X L54cm X H38cms
- Carry Material Bag – D31cm X L54cm
- 24" Cutting Board Cover
- 1 x 24" Cutting Board
- 2 X 11" Cutting Boards



All the above for \$50.00. Please phone or text Sharyn on 0408 810 118.



2024

SA
Quilters

RURAL ROUNDUP



Nuts about quilting



RURAL ROUNDUP PLACES ARE FULL

hosted by
Lake Bonney Quilters
SATURDAY OCTOBER 26TH
BARMERA

If groups missed out we will take names and contact details (including mobile phone numbers) in the event that some pull out due to emergencies. Please contact me via email plushjulie@hotmail.com to place your group on the waiting list.

Julie Plush

HOBBYSEW
My Creative Home®

ATTENTION QUILTING TEACHERS

Are you looking for a place to hold quilting/sewing classes? Hobbysew is offering free space for you to conduct classes. Tables, irons, cutting mats etc are provided for your students to use in class.

INMAN QUILTERS

Hello from the Inman Quilters

Towards the end of May, sixteen ladies from Inman Quilters travelled to Mannum for the annual Inman Quilters quilt camp. Excellent accommodation and facilities were provided by the Mannum Motel and we thank them for all that they do for the quilters.

As usual, a most enjoyable time was had by those participating except for.....

Our President Beth Willson, who was Chief Cook tripped *on the very first day*, severely injuring her right wrist. This of course put Beth out of action for the rest of her time in Mannum. Unfortunately for Beth, subsequent xrays showed that there was a fracture, requiring a brace for at least the next 4-6 weeks. *And no driving!!!!* Not a happy lady.

Sympathy as well for Carolyn Biggs who suffered a bee sting on her mouth. Youch!

And then there was the small incident of the 3 litres of Sweet Potato Soup accidentally falling out of the fridge all over the floor. Nooooo!

And it didn't end there as 6 ladies came down with Covid.

Fortunately, most of the ladies have recovered and, despite all the little disasters, I'm told that they will definitely be going again next year. And many thanks to Chrissy Nyveld for stepping into Beth's shoes in this time of crisis.

We continue to provide support to our Community through our Gifting Quilt program. To this end, another car-load of warm bedding and other items was delivered to the Whalers Community at Goolwa last Thursday, for the disadvantaged in our district.

59 cloth bags (stitched by Robyn Gregson and Chrissy Nyveld – well done ladies) and 41 strong plastic bags for carrying food or personal items together with 6 quilts from Inman Quilters plus.....

8 blankets and 1 doona from "friends of Inman Quilters".

Until next time, stay warm and stay healthy
Margaret Houston,
Publicity Officer



Whalers Donation



Raggedy quilts for Whalers Community



Competition

Sew Focus is turning 5 and we want you to receive the gifts.

Pop in and try your skills at guessing how many quilt clips and treasures are in the jar for your chance to win a Brother A150 Sewing Machine.

Plus spend \$20 and you will receive a FREE GIFT.

Help us celebrate this amazing milestone until Saturday 20th July 3pm.

The winner will be announced at 12pm on Saturday 20th July.

We look forward to seeing you!

You are invited to our Birthday Blitz
Saturday 20th July 9am-3pm.

Every half hour a door prize will be given away and multiple discounts will be announced throughout the day and will change every 30 minutes.

Join the fun, enjoy some discounts and prizes and indulge in some sweet treats.

We look forward to celebrating in style at Sew Focus on our 5th Birthday!

Sew Focus is located at

Shop 8/ 1064-1066 Old Port Rd

Albert Park

You are invited to our Birthday Blitz



Saturday
20th July
9am-3pm



**Door prizes
and New
discounts
announced
every 30 mins**



**Cake, Tea, Coffee
and bubbles!**

Sew Focus web site - <https://www.sewfocus.com.au/>

News from Northern Yorke Peninsula Quilters Inc

In the 2023-2024 financial year our members made and gifted 170 quilts to Uniting Kadina Church Estia, Star of The Sea, Uniting Country Port Pirie and Kadina, St Vincent de Paul, Park View Moonta Nursing Home, Salvation Army, 28 Isolette Covers, plus 2 Quilts donated for fundraising raffles. Our gifting quilts are generally made with fabrics generously donated by the public and members.

In May a workshop was held for members where we made 20 'Stack'n'Slash' gifting quilts. These were made from donated fabrics, and it was quite amazing to see the variety of quilt tops made.

Another workshop is planned for July to make a 'Disappearing Nine-Patch', again from donated fabrics, for gifting quilts. In 2025 we are planning a 'Beginner/Refresher' Workshop to be held over 3 months, which will take attendees through the whole process of cutting, sewing, sandwiching the quilt top, and quilting and binding. As we have had several new members join the group, some with little or no quilting experience, it was thought this would be a teaching opportunity for both newbies and experienced quilters.

In June, our Annual General Meeting was held. Janet Shane was elected President for a term of 2 years, with Vice President, Treasurer and Secretary unchanged. Other positions of Gifting Coordinator, Librarian, Publicity Officer, and Liaison Officer remain unchanged.

Our group meets twice weekly on Wednesday and Thursdays, and a Saturday 'Sit'n'Sew' is held every month. We are extremely fortunate to have our own rooms in the Wallaroo Mines Institute, where we have plenty of room to display our quilts as well as hold meeting and workshops etc. If you are ever in the Kadina area at these times, please feel free to drop in to chat, bring your project, or just for a sticky beak!



Isolette Quilts



Heartbeat Donation



Gifted quilts to Estia - Kadina



Lisa and Mary accepting 12 mixed quilts for
St Vincent de Paul



The Quilting Room

www.thequiltingroom.com.au

Ph: 0411 417 087



Classes

I am so thrilled to provide classes and sewing sessions at The One Tree Hill Institute Hall on the third Saturday of each month in the beautiful countryside town of One Tree Hill located in the outskirts of Adelaide, South Australia.

Quilt Basics & Beyond is a supported learning concept designed to assist participants with quilt/patchwork-related projects. Sewing techniques supported include Piecing, Foundation Paper Piecing, English Paper Piecing, Stitcheries, Applique including raw edge, needle-turned and wool Applique. Helen's specialty is wool applique & embellishment. There is one 4 hr session held from 10am -2 pm costing \$40. Participants booking into four or more sessions will receive a 10% discount (Your refund will be issued following checkout) Each participant will have their own sewing space that includes a 2.8mtr long table with access to power.

Sewcial Sit'n'Stitch Sewcial Sit 'n' Stitch is a social / friendship sewing group that will meet in the main hall. Participants can work on their own quilt/patchwork-related projects at their own pace. There is no structured teaching / support in this room. Each participant will have adequate space to set up their project. There will be a dedicated space for stretching & basting quilts. There is one session held on the day from 10am to 2pm costing \$15. There is a once-off annual membership payment of \$6 to join this group.

Bookings can be made online under Classes at www.thequiltingroom.com.au

For further details please contact Helen Campbell

PH: 0411 417 087

Cleve Country Quilters

Field Days Exhibition

12th -16th August 2024

Cleve RSL Hall 9am-5pm



The above quilt is being raffled \$2.00/ticket, drawn 2pm Friday 16th

Gold coin donation entry

Quilt display, display of members work, trading table

Morning and afternoon tea available for donation

All proceeds to Angel Flight

For further information and details, phone Heather on 0427 817 042



RIVERTON AREA



QUILTERS



PRESENT

THE 2024 EXHIBITION

Saturday 10th - Sunday 11th of August 2024

Riverton Community Hall

Torrens Road Riverton

From 10:00 am to 4:00 pm

Pop Up Shop Rustic Charms



.....

Also featuring Art & Craft Pieces by other Local Artists

Entry - Adults \$5.00 & gold coin for under 12 yrs.

Morning and Afternoon Tea available

