



**SA Quilters banner printed on mesh.**

**Graphic design by Jane Polden.**

**Background quilt “*Afternoon Delight*” by Chris O’Brien.**



Hello Everyone,

Well, here I am again writing my President's piece for I-Patch, for what will be the last time. As you know I am stepping down from the role at the Annual General Meeting on 2nd May.

It has been a privilege to serve as President of this amazing organisation for the last three years. I have had a very enjoyable time, met some lovely people, visited some of our groups and attended many functions.

I am very grateful to have been supported by a dedicated Leadership Team. Between us we have made some pretty big changes to the way the Quilters' Guild of SA functions, anticipating that these changes will stand SA Quilters in good stead for the next 40 years. The Team Leaders of our various sub-committees continue to do an amazing job of looking after and nurturing their respective Teams, thank you all for your support as well.

As yet no one has nominated to fill the role of President. If you feel you could take on this role or you have a friend who could, then please fill in a nomination form and send it to the Secretary. As promised I will remain on the Leadership Team to guide and nurture the next President.

Stay safe and happy quilting

*Heather*

**Heather Ford - President, SA Quilters**

**Ph: 0432 483 263**

[president.saquilters@gmail.com](mailto:president.saquilters@gmail.com)

### SA QUILTERS - ANNUAL GENERAL MEETING

Thursday, 2nd May 2024

Doors open at 7.15pm for an 8.00pm start

<b>Welcome address:</b>	President, Heather Ford
<b>Special Event:</b>	2024 Annual General Meeting
<b>Shop:</b>	Kadina Kraft and Sewing Centre
<b>Community Quilt:</b>	Festival of Quilts
<b>Fat Quarter Raffle:</b>	Floral
<b>Show and Tell:</b>	Pretty
<b>Library:</b>	Open for borrows and returns

**Kitchen open for tea and coffee, Please bring a clean cup.**

**If members didn't receive a 40-Year Commemorative Birthday Badge, please see Peggy at the Welcome Desk or at Sit and Sew or Workshops.**

- Guild Meetings
- Quilt Shows
- Workshops
- Special Events
- Feature Articles
- Member information
- Latest News

**I-Patch** is a digital online newsletter for **SA Quilters** members which is sent out by email on or about the 15th of each month to members' email accounts.

#### Communications Team:

Kathy Rossini  
Chris O'Brien  
Cindy Massey  
Jane Polden  
Ally Baum  
Rhoda Ryan  
Tina Robson

#### Guild Patrons:

Her Excellency the Honourable Frances Adamson AC, Governor of South Australia and Mr Rod Buntin

#### Important Links

I-Patch Editors  
[ipatch.saquilters@gmail.com](mailto:ipatch.saquilters@gmail.com)

Guild Facebook  
<https://www.facebook.com/>

Guild Website  
[www.saquilters.org.au](http://www.saquilters.org.au)

Guild Web Manager  
[saquilters@gmail.com](mailto:saquilters@gmail.com)

Snail Mail submissions:  
Quilters' Guild of SA Inc  
PO Box 993, Kent Town SA  
5071

To unsubscribe please email  
[saquilters@gmail.com](mailto:saquilters@gmail.com)

## Contents

Page	Content	Page	Content
Cover	SA Quilters Banner	15	Meeting Notes Lessa Siegele - July 2002
2	President's Report	16	Meeting Notes 4th April 2024
2	SAQ May Meeting - 2024 Annual General Meeting	17	Dare to Differ
3	SAQ 40th Birthday Sew Along	17	SA Mallee Country Connection
4	Looking Back with Michele Hill	17	Welcome new members
5	Featured Quilters - Chris Evans	18	Sewing Explorer Trail 2024
5	SAQ Appraisal Panel visit Aldinga Quilters	19-23	SA Quilters Workshops
5	Maryse Piron	24	Port Elliot Patchworkers Biggest Morning Tea
6	SA Quilters Market Day	25	Tumby Bay Quilters Retreat
7-10	2024 Festival of Quilts	26	Port Augusta Quilters Guild Exhibition
11	Bernina	27	Royal Adelaide Show Flying Geese Challenge
12-13	Interviews celebrating 40 Years	28	Quilts - Fabric of War Exhibition 1760-1900
13	Community Feedback	29-31	SA Quilters 2024 Annual General Meeting papers
14	Sweet 16 for Sale		



Download the April instructions for the Sew Along quilting blocks on the SA Quilters web site here -

<https://www.saquilters.org.au/sew-along/>

Follow participants progress on the 40<sup>th</sup> Birthday Sew Along Facebook page at:

<https://www.facebook.com/groups/882729666919816>

where you can also download the instructions in the Facebook Files section.



# LOOKING BACK

In this, the 40th year of SA Quilters, we take the time to reminisce with some of our valued members.

Enjoy this poem which was written by Michele Hill in 1992 and published in the October/November edition of *Patches* in that year.



Michele in 2023

## **MICHELE'S POEM - AUGUST 1992**

*This poem is dedicated to Janette Nicholls (who taught me my first patchwork quilt) and to all Quilters' Guild members.*

*By request here is the poem....*

It all began in '83  
The babe was one and I more free  
A patchwork cushion all done by hand  
And then another with grandmother's fan  
Shadow quilting was the next desire;  
A cathedral window I did aspire.

These cushions seemed to have no purpose  
And to me it seemed to be so worthless.  
All that work and then given away  
With nothing to show for my own display.

So then we had another baby,  
Moved our house and then it was "maybe".  
Should I go to this "Quilters' Guild"?  
Perhaps it will inspire me to yield.

Here is where the names begin....  
It was an Ann Smith who started this sin  
We drove to Gartrell one wet cold night  
And to get a seat, oh what a fight!  
There were quilts galore and a lot to see  
But all this talent - this isn't me!

The names, the faces, were all a blur  
"Make yourself known" they would refer  
Mrs Hannam, Murphy, Pope and Cox  
(not forgetting Mrs Russell!)

Mrs Lansbury, Mills and the McLaren Vale Lot,  
Lyn Lang, Lessa Siegele and Heather Rose  
And they all knew each other, I suppose.  
But I was no-one amongst this skill  
Simple by name - it's just plain Hill!

Some local classes at the nearby shop  
Produced some talent and it didn't stop!  
The owner even thought I had some skill  
So asked me to teach (against my will).  
Log cabin was first and what a success  
With teddies and mice thrown in with the rest!  
But patchwork it was, the rest aside  
This quilting but was to be my pride.

So I joined the Guild to learn some more skills,  
Making not only quilts, but friends, better still.  
And then the disease of workshops galore -  
My husband complained it was making us poor.  
So nursing remained to keep up the supply  
For without fabrics, how could I survive?

The tutors and talent were feeding my need.  
The family at times I'd forget to feed.  
The piles of quilts continues to grow,  
But none of them ready for being on show.

In '90 we formed a group at the Hub  
We are a great bunch, I suppose it's a club  
The very same year it was Joy and Claire  
Who decided that with Faye, we'd be a pair  
The committee it seemed, needed someone new,  
But Faye and I knew so very few

But now all those names are familiar to us -  
Mrs, Harper, O'Brien and Michele with one "L"  
Bronnie Goodman, Mrs Denew and someone called Val  
Are all our good friends and we know them now.

Mrs Fradd, Mrs Lewis and so many more  
I cannot continue, my throat's getting sore

So to all of you quilters, we thank you so much  
For we are so lucky to have all your trust  
We have youth on our side and lots more to learn  
And to keep this Guild growing is all that we yearn.  
We are just beginners and we'll learn from you  
And we know that in time we'll grow like you too.

P.S. I must make more time to assemble the quilt  
And then the next workshop won't fill me with guilt!

**Michele Hill**

# FEATURED QUILTER

## Chris Evans



Hi everyone,

My name is Christine Evans. My husband is a very keen fisherman; we have three children, six grandchildren and one great great granddaughter.

I was an avid card maker for many years and loved it, especially doing intricate designs and patterns.

Then I met Annie Lord at aqua aerobics and she talked me into going to quilt classes with her. I had always wanted to learn to quilt, so I went with her. That was 2019, now I'm hooked and I love it. I go to class on Mondays and Thursdays and I just love all the lovely people I have met. I don't have time to make cards anymore.

Join Cindy and Jane as they visit Chris in her sewing room - [click here](#) to view the video.

## ALDINGA QUILTERS

A big thank you to members of Aldinga Quilters for their warm welcome to members of the SA Quilters Appraisal team who visited on Tuesday, 26 March, to appraise some lovely quilts. And thanks for the delightful lunch. A special mention to Fran Ackers for sharing her recipe for the delicious Cob Loaf.

### Ingredients:

- 1 cob loaf
- 1 packet frozen spinach
- 1 cup mayonnaise
- 300ml sour cream
- 1 chopped onion
- 1 packet spring vegetable soup



### Method:

Squeeze the spinach, chop the onion and put all ingredients into a bowl. Mix well and put in refrigerator. Cut top off cob loaf and remove middle for dipping. Pour in mixture when ready to serve and enjoy.

SA Quilters acknowledges the passing of Maryse Piron,  
a valued member of the Montague Farm Quilters group.



SA   
 Quilters

**YOU ARE  
INVITED**

**PATCHWORK, SEWING  
CRAFT SUPPLIES  
FABRIC, NOTIONS  
BOOKS  
HANDMADE  
TREASURES**

**WHERE:** Adelaide West Uniting Church  
312 Sir Donald Bradman Drive  
BROOKLYN PARK

**WHEN:** Saturday, 4th May 2024  
**TIME:** 10.00am to 3.00pm

**\$5 ENTRY INCLUDES A  
DELICIOUS DEVONSHIRE TEA**



**TELL YOUR FRIENDS.**





*Ruby Red*

Celebrating SA Quilters' 40<sup>th</sup> Anniversary

**Festival of Quilts 2024**

5-7 July 2024 | Adelaide Showground  
In association with CraftAlive

**Tickets \$2 each**

**Buy at SAQ Members' meetings, or see this stunning quilt on display during the month of April after the SAQ meeting at**

**Widebacks  
22 Farrow Circuit,  
Seaford  
Ph 8370 7546**

**Opening hours**

- **9.30 to 3.00 Monday to Friday**
- **9.30 to 2.30 Saturday**

**Hot News:**

Bernina Australia has upgraded its donation of the 2nd prize to a Bernina Bernette 05 Series Academy valued at \$599.

This year Kick Start for Kids is the chosen charity that SA Quilters will support. They have 3 main areas of assisting youth. They provide breakfasts and lunches to underprivileged children in South Australia. They have a youth leadership program designed to improve both the life and everyday skills of high school students across the state and they also assist with providing sanitary products to over 150 schools.

Their mission statement.

"We want to be the conduit for community, business, government and individuals to cooperate in providing food, mentors, clothing and basic health care in schools, to enable South Australian children to reach their full potential."

– KickStart for Kids

## Festival of Quilts Raffle



Books of raffle tickets to sell may be obtained from Margaret Hurrell, telephone 0419 860 757

or from the Festival of Quilts table at any SA Quilters' Members meeting.

Part proceeds go to






# Entries are Open!

## A guide to entering your quilts

- The Exhibition Handbook is located on the SAQ web site [2024 Handbook](#) and will answer all your questions about entering and preparing your quilt.
- Entries must be lodged online - go to [2024 Entry Form](#)
- Your quilt does not need to be finished when entering - a photo is only required for identification purposes
- There is an Entry Guide document, located on the Entries site, which you can print out and complete so that you know you have all the information you need. This is really useful if you want someone else to lodge the entry for you.
- It is necessary to pay your entry fee, prior to lodging your entry (Members: \$15/quilt , Members of Groups \$20/quilt)
- There is no Challenge category this year as it has been replaced by the Red and White Category

**"It's an exhibition, not a competition"** is the catch phrase we use every year. Don't be afraid to enter your quilts. We all love to look at other people's quilts and it is only the judges who will look closely to ascertain whether one quilt merits a ribbon more than another. You may enter your quilt as "Display only", but then you miss out on the possibility of winning a prize - you have nothing to lose and everything to gain.



- The Red and White category is any size quilt up to 290cm, which must be red and white only, ie no other colours are permitted on the front, however the backing fabric may include other colours. You may use any technique and the quilt may be created by more than one person.
- As there is no Machine Embroidered category this year, please enter these quilts in "Other Techniques".
- When Junior entries are lodged, the entrant will be emailed specific instructions for completing their Quilt Card information.

### Early Bird Prizes - Get your Entries in Early!

Enter early and be in the draw for some gorgeous prizes.

Prize draws will be held at SAQ Members' meetings:

- Thursday 4th April
- Thursday 2nd May (for all entries received by 30 April)







## Craft Alive Tickets Now on Sale!

# Craft Alive

### Discounted rates

for SA Quilters members with an SAQ membership number (not a Group number):

**Only \$15/day (normally \$20/day)**

Book online and quote the code: **SAQ2024**

Tickets also available at the door at this rate.

Membership card to be shown on entry.

Click here to book: <https://www.craftalive.com.au/events/adelaide/>

## “40” Project

### THE RULES

There are very few restrictions....

- ◆ It must measure 40cm x 40cm. (15% inches square)
- ◆ The binding must be **red** “*Shadowplay*” fabric. Packs are available at SA Quilters meetings for \$2 per pack.

### Display YOUR creativity

The body of the Project Quilt can be...

- ◆ Any colour
- ◆ Any technique
- ◆ Any Embellishments
- ◆ Anything relating to 40 or a celebration—a birthday cake, candles, party items etc

### The Finishing Touch .

- ◆ Clearly label the back with your name and contact details
- ◆ Bring it to the FoQ desk at any SA Quilters meeting up to and including June 2024

**This will form a display to enhance the 2024 Festival of Quilts.**

**Don't miss out, be a part of it!**





# Ruby Red

Celebrating SA Quilters' 40<sup>th</sup> Anniversary

## Festival of Quilts 2024

5-7 July 2024 | Adelaide Showground

In association with CraftAlive



### New Award

### Excellence in Embellishment/Embroidery

With the increasing popularity of quilts that are embroidered and embellished, such as the works of Wendy Williams and Sue Spargo as well as digitally embroidered designs, we are pleased to advise that a new Award, called the **Excellence in Embellishment/Embroidery Award** will be presented this year.

Judges will consider factors such as

- Suitability of the design(s) for the purpose of the quilt
- Choice, complexity and execution of technique(s) used
- Harmony in colour combinations
- Overall visual impact of the embroidery/embellishment

### Festival of Quilts: *Important Dates*

<b>Entries Close</b>	Friday, 2 <sup>nd</sup> June 2024	
<b>Posted Quilts</b>	To be received by Friday, 21 <sup>st</sup> June 2024	
<b>Early Bird Draws:</b>	Thursday, 6 <sup>th</sup> April and Thursday, 2 <sup>nd</sup> May 2024	
<b>"The 40 Project" Delivery</b>	Last delivery at June Members' meeting on Thursday, 1 <sup>st</sup> June 2024	
<b>Quilt Drop off</b>	Tuesday, 2nd July 2024 at Showgrounds ( <b>Preferred</b> ) Wednesday, 26 <sup>th</sup> June 2024 at Vermont Uniting Church	10:00am - 2:00pm 10:00am - 12:00pm
<b>Awards Presentation</b>	Thursday 4 <sup>th</sup> July 2024 at SA Quilters meeting	8:00pm
<b>Quilt Pickup:</b>	Sunday, 7 <sup>th</sup> July 2024, at Adelaide Showgrounds ( <b>Preferred</b> ) Wednesday 10 <sup>th</sup> July 2024, at Vermont Uniting Church	5:30pm - 6:30pm 10:00am - 12:00pm

# BERNINA

made to create

# OLFA

Best made cutting tools in the world.®

# Melann's

FABRICS & SEWING CENTRE  
Established • 1977



# JOY OF PRO

BERNINA 790 PRO



The next level of sewing, quilting and embroidery.

Designed to bring you more features to enhance the joy of creating. Meet the new BERNINA 790 PRO. Enriched with exciting new sewing, quilting and embroidery features and the next generation stitchprecision<sup>2</sup> Technology, the B 790 PRO is more precise than ever, for outstanding results every time.

Innovations including the BERNINA Pinpoint Laser, 4-Point Placement and WiFi Connectivity bring you the joy of precision and control! Visit [bernina.com](http://bernina.com) to find a store near you and experience the B 790 PRO for yourself.



Scan QR code  
to watch the  
B 790 PRO video



For further information Free Call 1800 237 646  
[bernina@bernina.com.au](mailto:bernina@bernina.com.au) • [bernina.com.au](http://bernina.com.au) • [shop.bernina.com.au](http://shop.bernina.com.au)

# BERNINA

*made to create*

# INTERVIEWS CELEBRATING SA QUILTERS 40 YEARS

Last month Kathy and Chris had the pleasure of spending two afternoons interviewing three of our very early SA Quilters members - Lessa Siegele along with Faye Packham, and Jules Abbot. All three women had interesting and informative memories to share and were able to add a few more pieces of historical facts to our knowledge about those early years of the Quilters' Guild of South Australia Inc. Lessa and Faye shared hilarious memories of Quilt Encounter, one of Lessa's enduring legacies.



Jules's video interview can be seen [here](#).



Lessa and Faye's video interview can be seen [here](#).

While we chatted to Lessa about her Order of Australia Award (2002), she recounted the magic evening at our Guild meeting when she was awarded an alternative OA from her friends, accompanied by a delightful, scrolled parchment that we wanted to share with you all. Old timers won't be at all surprised to know that Margaret Russell and Beth Roberts had a significant role to play in this drama! Enjoy the following article recording the fun presentation in 2002.

Chris O'Brien

---

## Lessa Margaret Siegele OAM Quiltmaker and Teacher

Dulcie and Perc Denley were living in Broken Hill when Lessa Margaret was born back in the 1900's followed shortly after by a sister named Helen. She is also a Quilter, living in Eugene, Oregon in the United States.

Lessa and husband Roger have two sons, Michael and Andrew. Lessa has been an avid learner of all crafts from an early age, including basketry, leatherwork, copper enamelling and even bread making.

Lining the top of the pelmet in the Siegel home are many toy sewing machines making Roger's chief occupation, as duster, a full time housekeeper.

Not only has she a name for being one of our top Quilting teachers, but the tours she does entices avid Quilters to follow her around the world looking at quilts and fabrics galore. These tours coincided with the Paducah Quilt Show in Kentucky and the Amish country. You have to have plenty of plastic cards, a heavy money pouch and a strong physique to keep up. This year Lessa did a bus trip for Quilters, they went interstate to Lock for an outdoor exhibition, also accompanied by husband, Roger, whom I'm told helped with all the planning.

Now we get down to the OAM award. At first I didn't know what this stood for, so I have done a little checking up to get the real feel for these important letters.

So I went straight to the top, and rang Government House direct, and was rather chuffed when the lady herself, (here with us tonight\*) came on to the phone to give me the information in person, and I managed to persuade her to present this award tonight. Surely, she thought, I should be able to work that out for myself because in Lessa's case it stands for:

*Obsessive Australian Machinist*

However, some other interpretations have been suggested:

*Outrageous Australian Madam*

*Olympiad Athletic Marathoner*

*Older Australian Mother*



## INTERVIEWS CELEBRATING SA QUILTERS 40 YEARS

Well, I wasn't so sure of this. So I looked a little deeper and was again given quite a different way of understanding this award.

You see as we live down under (as they say) you have to reverse the initials to MAO.

This is pronounced Mow.

The following information has been given to me on good authority.

When Lessa was touring China in her younger days, and still very much the amateur in quilting design, and still in the throes of building her expertise, Chairman Mao happened to be looking for someone to help design a creative and distinctive uniform for his countrymen.

So to cut a long story down, Lessa was appointed head Quilter and designer of the famous grey quilted outfit, worn by every strata of society in China.

After a little while, this became and bit of a drudge as she wanted to experiment with some other colour than grey. So it came to pass that she moved on to indulge in other colours, and a little change in her design favourites, and she has never looked back.

Man, she's been everywhere:

Kununurra, Renmark, Darwin, Bendigo, Sarina, Mildura, Dookie, Sydney, Melbourne, Coolamon, Lockhart, Naracoorte, Portland, Woodina, Lock, Toowoomba, Port Lincoln.

Man, she's been everywhere. (Even China)

So I feel at this stage I should leave the decision of the TRUE meaning of the very high and prestige order up to you, the Quilters who share this honour with her.

**Margaret Russell**

## Community Feedback

**Thank you I-Patch committee for a wonderful March newsletter.**

It will be a revelation for some of our new members to see that there is a large and vibrant quilting community not far away to support and inspire us.

I particularly enjoyed the video of the Maclaren Vale Exhibition; there were some amazing quilts there and a great variety too. This is a wonderful way for people further afield to have a glimpse of an exhibition.

Hopefully a few of us will get to the Festival of Quilts this year.

**Chris Cootes**  
**Clare Quilters**

### Looking for a quilting group in your area

You will find a full list of contact details all SA Quilters member groups in location order on the SA Quilters web site at:

<https://www.saquilters.org.au/member-groups/>

### Looking for a quilt shop in your area

You will find all the details of SA Quilters Member Shops on the SA Quilters web site at :

<https://www.saquilters.org.au/links/>

**FOR SALE**

**HQ Sweet Sixteen sit-down home quilting machine**

Recently serviced, includes all tools and accessories

Table size 36" X 32"

Plus heaps of extras, including:

- 18" X 32" table extension
- User Manual
- Bobbin Winder with Manual
- 28 extra bobbins in case
- Horizontal spool feed
- Echo Feet kit (3)
- Easy-glide silicone free-motion fitted quilting mat
- Extra feet and needles



RRP new \$12,490 + extras

**PRICE - \$6,600**

**Phone 0419 864 611  
in Victor Harbor**



# REPORT FROM THE SA QUILTERS MEETING IN JULY 2002

## WHEN THE "AOM" AWARD WAS PRESENTED TO LESSA SIEGELE

### **Meeting Report, July 2002**

Pip opened the meeting by welcoming a visitor from Illinois, Alice Brandt, and extending congratulations to Lessa Seigele for her Order of Australia Medal. It was also announced that the Southern Comforters are now officially recognised as the charity group of the Guild. Judy Jantz was also thanked for making 'feet' for the quilting frames, to prevent scratching of wooden floors.

Mary Heard made a presentation of ten quilts to a representative of the Cyril Lindsay Hostel, a hostel run by the Aboriginal Sobriety Group. This man was a bit daunted by being faced by so many women, although he did have his wife for support. He mentioned that the quilts would make the hostel more pleasant, and that the men who used the hostel did so under extreme circumstances, and would appreciate the efforts taken in making the quilts.

Show and Tell opened with Joy showing a monster's quilt that she had made for a grandchild. Jan showed five items altogether. Included were a coat for Angel, her dog, Highways of Life for her husband, a log cabin made from dress fabrics, and a Kaffe Fassett style quilt. Jenny showed her small quilt of Jan Mullen's Starz in greens and reds, called Starz for Stella, and Julienne showed a stained glass quilt in muted colours. Jan showed her African top, which had embroideries, and raw edged appliqué, being made for her niece who is in the Peace Corps. Judy displayed her stack and whack quilt, then Judy showed her cats quilt. Marie had a mother and daughter quilt, which had a reconciliation theme, plus a huge quilt which presented difficulties when it came time to do the quilting because of its size. First timer, Zara, showed her therapy quilt, and for this she was given the President's encouragement award. Barb had an Amish panel quilt, and Denise showed a stunning quilt with castle photos, surrounded by blues and browns, that she had made for her son. Margaret Russell showed the raffle quilt made by the Saintly Stitchers, for the exhibition in October.

Margaret did not exit the stage, and we were wondering what she was up to! It soon became clear. With her helpful investigative journalist, Jill,

and some security, it became evident that Lessa was to be 'honoured' for her medal. The Actil red carpet was rolled down the aisle, and Lessa was installed on a quilted throne on the stage. Here she was subjected to a light-hearted overview of her quilting life, with Roger curious about the evening meals, and being told that there was no time for housework or cooking. There were a few suggestions about what OAM may stand for, including Old Australian Mother, before we were graced with the presence of the 'Lithgow Flash', who came to give a speech of appreciation for all that Lessa has done for quilting in South Australia, and indeed, over the world. Lessa was presented with some ear-rings, and then a 'medal' to treasure. We are all extremely proud of Lessa, and wish her well when she is presented with the real medal later in the year.

*Bronwyn Atkinson*



*Marg Russell presenting Lessa Siegele with her own, hand-made, unique OAM, large enough for all to see!  
Photograph provided by Frances Carleton.*



# SA Quilters Meeting Notes

Thursday  
4th April 2023

President, Heather Ford, welcomed 118 members, guests, friends and visitors to the April meeting. Chris received the President's Encouragement Award for the games quilt she made for her granddaughter's sixth birthday. Carolyn Daniels was the lucky winner of the door prize. Our thanks to Dawn from Kitty Rose Cottage for donating prizes for the lucky raffle winners.

Our guest speaker was Marlyn Mason from the RAA. She gave an interesting talk on South Australian road rules and we participated in a quiz to test our knowledge. Very interesting!



**Heather, Dawn and Judy**

Kitty Rose Cottage was the feature shop at the meeting. Our sincere thanks to Dawn for bringing the shop and supporting SA Quilters.

## Sub Committee Reports

- **Festival of Quilts.** Ann advised that 27 entries have been received. Early bird prize winners were Julie Lynch, Helen Campbell and Jane Polden.
- **Workshops.** Ros gave a report on the recent Sue Knuckey and details of upcoming 2024 workshops.
- **Quilt Encounter.** Bev let us know that the brochures will be posted out to potential participants in May.
- **Flinders Kids.** Chris advised that 56 quilts were delivered to Flinders Medical Centre in March. These quilts are provided to children with long-term, chronic and emergency illnesses. A decision has been made, based on feedback from FMC, that rather than labels being attached to quilts a business card will accompany each quilt. This will provide caregivers with SAQ contact information should they wish to acknowledge receipt of a quilt for their child as well as promoting our organisation.
- **Modern Mix.** Jill gave an update on activities. Next meeting on 14 April will be looking at Gee's Bend quilts.
- **Comfort Quilts.** Jan said that 37 quilts have recently been delivered to Mary Potter Hospice. Men are happy with bright or themed quilts.



**Jill C, Jill R, Monique, Jennifer and Margaret showed off their shoes made**

## SHOW AND TELL - Nothing is to scale here



**Christine's "pick pocket proof" bag**



**Meredith made this table runner for a girlfriend**



**The Modern Mix Girls shoes**



**Rachelle. Made for her recent cruise shop classes**




**Chris made this quilt for her granddaughter's 6th**



**Peg made this quilt for her grandson in 2008**





# Dare to Differ

**19 September 2025 to 19 October 2025**

**Held at Gallery M Marion South Australia**

The exhibition will showcase Australian contemporary quilts predominantly fibre and composed of at least two distinct layers, stitched together throughout the quilt. They will be innovative, original and of course “Dare to Differ”.

Conditions of entry will be available on the SA Quilters website July 2024.

**For any further information Email**

**Sue Knuckey**

**Convenor of the “Dare to Differ” Exhibition**

**Email: [dtd.convenor@gmail.com](mailto:dtd.convenor@gmail.com)**

# SALE

**3rd April to 28th April 2024**



**SA Mallee Country Connection - Karoonda**

**Shop open - 10.30am to 5.00pm**

**Closed Monday and Tuesday and Public Holidays**

**Web site: <https://malleequilts.com.au/>**

**WELCOME TO NEW SA QUILTERS MEMBERS:**

**Janet Sinclair, Sonya Carbone, Shirley Tyler, Annette Byron, Sue Gardner, Sara Spencer**

**New Group: Rendelsham Threads & Thimbles**



# Sewing Explorer Trail 2024

## 8<sup>th</sup> - 28<sup>th</sup> April 2024

Join us during April for our annual Shop Hop and explore all 6 quilt shops. We look forward to seeing you in our shops with your passport.

When you spend \$20 or more you will receive that shop's row pattern at no extra charge and we will stamp your passport.

Collect all 6 stamps and return your passport to the last shop to enter yourself into the major prize draw.

**1<sup>st</sup> Prize** A \$50 Gift Voucher in each of the 6 shops Value \$300

**2<sup>nd</sup> Prize** Gift Basket Full of Sewing Goodies Value \$100

**3<sup>rd</sup> Prize** Floral Fat Quarter Bundle Value \$60



*Pick up your Sewing Explorer Trail Passport from any of the following participating stores:*

**KORNACRAFT – Gawler, CYNTHIA'S ARK – Mallala, COUNTRY FABRICS 'N' THINGS – Eudunda, RUSTIC CHARMS – Kapunda, THE PATCHY AFFAIR – Cunningham, HEART 'N' SOUL PATCHWORK – Minlaton.**

*Collect all the patterns to make your version of our Quilt. Prizes to be won along the way.*

# WORKSHOPS

## Report on the Slow Stitching Workshop with Sue Knuckey – Saturday 16.03.2024

Our second workshop for 2024 and OMG we were fortunate enough to experience another one of Sue Knuckey's brilliant workshops. Sue Knuckey is incredible - so very talented. Everyone at the Workshop had a great day of hand sewing bliss and everyone loved it.

There is no doubt about it Sue Knuckey is a fantastic Tutor and we are so lucky to have her here in South Australia. Sue is so inspirational, patient and helpful – she goes to great lengths to make sure everyone in the workshop feels included and at ease during the day answering every question and solving any problems.

It was incredible to see how many different ideas everyone had when starting their projects and I am sure during the day their ideas kept changing. Sue kept on giving out different hints and ideas which gave everyone more inspiration. Just being able to see the piece Sue was continually working on was enough to inspire everyone.

There were some quiet moments during the day and you could see that everyone was hard at work - concentrating on their projects but loving every minute of advancing the project they were creating.

Some of the most beautiful vintage laces, doilies, tablecloths, hankies etc that you could imagine were being produced from everyone's stash – so much incredible

inspiration. Sue's preparation and attention to detail was outstanding – she provided so many valuable ideas, hints and suggestions and I am sure we will see some very beautiful finished projects during the year.

I am also sure there will be a lot more people rummaging through their local op-shops for valuable vintage items to add to or complete their slow stitching project.

### **Some of the feedback from the Workshop -**

- Good information, lots of new information - Sue was great and I had a relaxing time
- Valuable new skills and uses of hankies, tablecloths, and doilies
- Wonderful - Sue is a fabulous teacher - very generous so many good ideas
- Very inspirational about using all our wonderful vintage pieces
- Absolutely fantastic
- Loved that Sue was so helpful and so much information to share cheerfully
- Sue - great presenter, good practical example. Excellent handout information very
- encouraging
- Very inspiring

Thank you to the Angels Wendy and Ros for handing out non-stop cups of coffee and tea and some great morning and afternoon tea. Just what everyone needs to keep them motivated. Thank you once again to Sue Knuckey and to everyone who attended the workshop for making it another successful Workshop.

**Ros Wyatt**

**Workshops Team**





# Embellished Wool Felt Appliqué: Wombat and Sturt Desert Pea with Jill Christian

**WHERE:** Vermont Uniting Church Hall  
576 Cross Road, South Plympton

**WHEN:** Saturday, 11th May 2024 and  
Saturday, 1st June 2024

**TIME:** 9.30am to 4.00pm

**COST:** \$ 85 - SA Quilters members per day  
\$105 - Affiliate Group members per day  
\$125 - non-SA Quilters members per day



Jill Christian

**SA QUILTERS WORKSHOP CODE: JC24**



Focus of this workshop will be on appliqué with some cotton or linen fabrics to a background panel, and then also appliqué with felt, then embellishing with some creative embroidery.

The way I have used the embellished panel to create the finished project, I will discuss briefly, but the panel can be used however you wish.

Finished measurement of my panel is 8" wide x 8 1/2" high.  
The size may be altered to suit your intended project, but keep this in mind when cutting the overlay pieces as you may wish to alter the height and or width of them also.

When choosing colours for the panel, it may help to have in mind a fabric which will be used to make up the project when the panel is completed. Colours from this fabric, as well as darker and lighter tones that match may be considered for felt, fabrics and threads for the panel.

Go to the Workshops page on the SA Quilters web site For details on how to register including application form. Click on [Workshops](#).



# SA FUN WITH FEATHERS with Chris O'Brien

**WHERE:** Vermont Uniting Church Hall  
576 Cross Road, South Plympton

**WHEN:** Saturday, 15th June 2024

**TIME:** 9.30am to 4.00pm

**COST:** \$ 85 - SA Quilters members per session  
\$105 - Affiliate Group members per session  
\$125 - non-SA Quilters members per session

**SA QUILTERS WORKSHOP CODE: COB24**



Chris O'Brien

Being able to quilt stunning feather designs is the Holy Grail of free motion quilting.



In this workshop you will have an opportunity to explore a range of quilted feather techniques. Previous experience with free motion quilting is essential as this is not a workshop for beginner quilters.



Every quilter develops their own preferred style of quilting out feathers. This workshop will help to fast track the development of your favourite style through stitching out single blocks, sashings/borders and a great feathered background fill or edge to edge design as well as learning how to add your own personalised feather features.



Go to the Workshops page on the SA Quilters web site For details on how to register including application form. Click on [Workshops](#).



# SA Spinning Spokes with Julie Nixon

**WHERE:** Vermont Uniting Church Hall  
576 Cross Road, South Plympton

**WHEN:** Saturday, 29th June 2024

**TIME:** 9.30am to 4.00pm

**COST:** \$ 85 - SA Quilters members per day  
\$105 - Affiliate Group members per day  
\$125 - non-SA Quilters members per day



Julie Nixon

**SA QUILTERS WORKSHOP CODE: JN24**



This is basically two blocks and with different fabric placements it has the illusion of being more.

In the class workshop I will show how to assemble just two blocks and the rest of the blocks can be assembled at home.

A spectacular design with lots of possibilities - all up to your imagination.

Julie's shop is The Patchy Affair. You will find it at <https://thepatchyaffair.com.au/>



Go to the Workshops page on the SA Quilters web site For details on how to register including application form. Click on [Workshops](#).



# SA Filling in the Gaps More ArTQuILT Stories with Bronwyn Cant

**WHERE:** Vermont Uniting Church Hall  
576 Cross Road, South Plympton

**WHEN:** Saturday, 3rd August 2024 and  
Saturday, 10th August 2024

**TIME:** 9.30am to 4.00pm

**COST:** \$ 85 - SA Quilters members per day  
\$105 - Affiliate Group members per day  
\$125 - non-SA Quilters members per day



Bronwyn Cant

**SA QUILTERS WORKSHOP CODE: BC24**

We will cover some of the techniques you can use to illustrate the story. The concept of filling in the gaps relates to how I fill up all the space on the quilt.

I also want to do things like exploring surprising fabrics, recycled fabrics, challenge fabrics, non-quilting fabric. So I will have a think about how we can do that.



Go to the Workshops page on the SA Quilters web site For details on how to register including application form. Click on [Workshops](#).



## Port Elliot Patchworkers

# Biggest Morning Tea

Tuesday, 28 May 2024 from 10.00am  
Port Elliot Institute, The Strand, Port Elliot

Morning Tea, Raffles and Prizes

Proceeds from the day will be donated to the  
Fleurieu Cancer Support Foundation

**Guest Speaker: Michele Hill**  
"William Morris in South Australia"



Admission: \$10 per head  
which includes morning tea  
Cash only please

RSVP to Secretary by  
14 May 2024 on  
0411 574 485 or  
[rosemarievasiljuk@gmail.com](mailto:rosemarievasiljuk@gmail.com)

## Invitation to Port Elliot Patchworkers Biggest Morning Tea

We extend an invitation to you all to come along and have some fun, eat yummy food, and listen to our guest speaker, Michele Hill.

Michele was introduced to the wonderful world of quilting in the 1980's when she was looking for a diversion from her role of motherhood and part-time nursing. This hobby led her to amazing opportunities that she never expected and it is through her love of applique and the British designer William Morris (1834-1896) that most of this came about.

A raffle prize of airfares to Europe in 1997 resulted in a life-changing event. This is where she had her first William Morris 'experience' at the Victoria and Albert Museum in London. When she came home to Adelaide she discovered that the Art Gallery of South Australia has one of the biggest collections of Morris furnishings outside of the UK.

In 2009 she retired from 35 years of nursing and took up a 'new career' - to keep the "genius of Morris alive". Opportunities to share her passion have resulted in two William Morris Applique books, four ranges of Morris inspired fabrics with *In the Beginning* fabrics and six sold out William Morris tours in the UK in collaboration with Whitecroft Tours.

Her talk will give a brief introduction to the life of William Morris and then an insight into why South Australia has one of the biggest collections of William Morris furnishings outside of the UK. It will be her pleasure to share with you a little of this history along with some of her quilts that she has made with Morris as her inspiration.

RSVP by 14 May to [rosemarievasiljuk@gmail.com](mailto:rosemarievasiljuk@gmail.com) or text reply to 0411 574 485.

# News from The Tumby Bay Quilters Recent Retreat Weekend

These quilts are some of the ones we made at our retreat this weekend.

The Tumby Bay Quilters have two retreats a year which we hold at the Tumby Bay Golf Club. We'd have an average of 15 attendees a day.

These retreats offer great fellowship and a great learning environment as we learn from each other. Most of the quilts represented in the picture will be donated to a variety of charities that we follow.

Jane Charlton  
Tumby Bay Quilters



Most of the quilts represented in the picture will be donated to a variety of charities that we follow.





# "Spring into Spring"

You are invited to view a display of new work by members of the Port Augusta Quilters Guild.

**WHEN:** Friday 11<sup>th</sup> and Saturday 12<sup>th</sup> October

**FROM:** 10am to 4pm daily

**WHERE:** Stirling North Progress Association Hall  
Quorn Rd, Stirling North

**ENTRY:** \$5.00 per person  
Children under 10 free

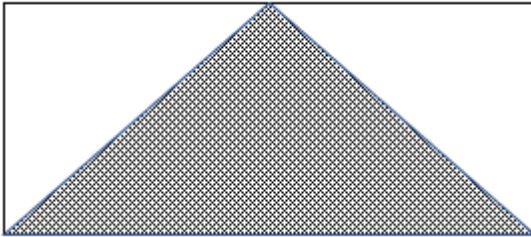
Catering provided by Pt Augusta Golf Club



Details of the **2024 Quilt Challenge** below for the Royal Adelaide Show. The Handicraft Competition Schedule will be available Mid-April. Check the web site at <https://theshow.com.au/>

Theme: **FLYING GEESE**

Flying Geese include one large triangle, the “goose”, and two smaller triangles sewn on either side of the “goose” called “wings” or “sky”.



- At least 50% of your quilt must contain flying geese blocks.
- Any method of piecing can be used.
- This quilt can be hand or machine pieced and hand or machine quilted.

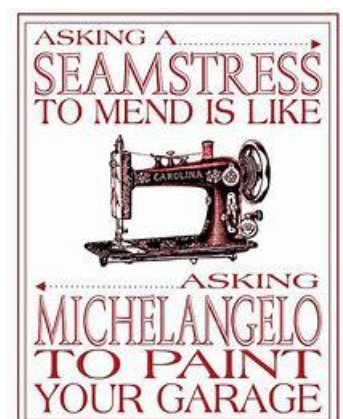
In addition, the quilt must still meet the entry conditions for the section, as below.

### CONDITIONS

1. Quilts must have been completed within two years prior to the first day of the 2024 Royal Adelaide Show.
2. There is no restriction on the size but ensure a three-inch hanging sleeve is attached.
3. Hanging quilts for display is at the discretion of the judges.
4. When forwarding or delivering exhibits, exhibitors must indicate the way these exhibits are to be returned at the conclusion of the Show.
5. Return freight to be paid on all exhibits other than those to be collected.
6. Quilts may be photographed for media or advertising purposes.
7. A Novice Quilter is defined as a person who has started patchwork & quilting since September 2022.
  - a. If this applies to you, please make a note on your entry form and you will be considered for the QGSA Special Award.
8. One entry per class.
9. All identification of the maker included on the quilt label should not be visible - that is it must be covered.

### KEY DATES FOR HANDICRAFT SECTION

- ENTRIES OPEN: 26 April 2024
- CLOSING DATE OF ENTRIES: 21 June 2024
- Competition Schedule Available: mid-April



APPLIQUÉ AND GEOMETRIC MASTERPIECES MADE FROM MILITARY FABRICS

# Quilts

## The Fabric of War 1760–1900



**“The Annette Gero collection of quilts from Military Fabric”.**  
**David Roche Museum on until May 18.**

Wow what an amazing exhibition, don't miss it. It is well worth a visit.”

This exhibition reveals new and unseen treasures from the private collection of Annette Gero, and includes quilts acquired in Australia and internationally.

An Adelaide-exclusive exhibition not to be missed.

The David Roche Foundation House Museum  
241 Melbourne Street  
North Adelaide SA 5006  
T: 08 8267 3677



**Quilters' Guild of South Australia Inc.**



**Annual General Meeting**

Notice is hereby given that  
The Annual General Meeting  
of  
Quilters' Guild of South Australia Incorporated [SA Quilters]  
will be held on

**Thursday 2nd May 2024 at 8.00pm**

at the Burnside Community Centre  
corner Portrush and Greenhill Roads, Tasmore

*Nominations for election to  
the Executive Committee (Leadership Team)  
are encouraged and welcomed.*



---

**AGENDA for the 2024 Annual General Meeting  
to be held on Thursday 2<sup>nd</sup> May, 2024, at 8.00pm at the Burnside Community Centre,  
Portrush Road, Tasmore**

---

- 1 Present**
- 2 Apologies:**
- 3 President's Welcome**
- 4 Minutes of Previous Annual General Meeting held 7<sup>th</sup> May 2023:**
- 5 President's Report: (Heather Ford)**
  - 5.1 Annual Report 2023
- 6 Treasurer's Report: (Keith Holland)**
  - 6.1 Financial Statements 2023
- 7 Acknowledgements:**
  - 8.1 Service Awards
  - 8.2 Life Membership
- 8 Sponsorships and Grants:**
- 9 Retiring Committee Members:**
- 10 Election of President and Executive Committee (Leadership Team) for 2024/2025:**
- 11 Appointment of Auditor**
- 12 Appointment of Treasurer:**
- 13 Appointment of Public Officer:**
- 14 Other Business:**
- 15 Close**





SA Quilters
Nomination Form
for Election to the Leadership Team

Name of Nominee .....

being an Individual member of SA Quilters, is

Nominated for the position of .....

Address:.....

.....

Telephone:.....

Email: .....

What is your current/former occupation? .....

.....

.....

I agree to accept the nomination for election to the Leadership Team of SA Quilters. I give permission for my name and/or contact details [not address] to be listed in I-Patch and/or the SA Quilters web site as necessary.

Signature of Nominee .....

Date:.....

Proposed by [print name] .....

Signature:.....

Seconded by [print name] .....

Signature:.....

Completed form to be emailed to: secretary.saquilters@gmail.com
or posted to: The Secretary, SA Quilters
Post Office Box 993, KENT TOWN SA 5071
Closing date for nominations: to be received 14 days before the date set for the Annual General Meeting

Positions that must be elected at AGM:

President plus minimum of ten [10] Leadership Team members. Leadership Team member positions are resolved at the first Leadership meeting and must include 2 Vice Presidents, Secretary, Treasurer and Membership Secretary, plus five (5) Leadership Team members

Download the SA Quilters Leadership Team nomination form at the SA Quilters web site here.