

COUNTRY FORUM 2023



The Country Forum Team

Left to Right: Cindy, Ros, Peg, Gaylene, Heather, June, Margaret, Jan.

On 28 October 23, 160 ladies came 'up' to Adelaide, 'over' to Adelaide or 'down' to Adelaide for a special event known as Country Forum, some of them arriving as early as 8.30am from their distant locations.

Participants came from as far as Bordertown, Cleve, Pt Pirie, Yankalilla and the Riverland. Good job we had the kettle on ready and waiting for them to enjoy a lovely morning tea upon their arrival!

It was a fun day, even though the venue was a bit squishy! It was great to have so many 'Show and Tell' quilts – that is real inspiration, to see what others are making, and to have a couple of shops right there to help you get started! Thank you to everyone who brought something to share.

Throughout the day we had five guest 'Show and Tells'. Zara Zannettino, who talked about Art Quilts, 'Sue Knuckey talked and showed us her traditional quilts, Bronwyn Cant showed us her story quilts, Kay Calder showed us and talked about her machine quilting and in the afternoon, Jeanne Treleven showed us her modern approach to quilting. Such an inspirational day! How do you make a decision about what you will make next?



"BE INSPIRED"



Hello Everyone,

As I write it is six weeks to Christmas, scary thought, the year is whizzing by.

As always, the SA Quilters volunteers have been busy with another successful Country Forum held recently. There is a report and pictures further along in I-Patch. Thank you to all those who helped in any way to make the day a success.

Next year Rural Roundup will be hosted by Barmera Lake Bonney Quilters (thanks girls) on Saturday October 26, 2024.

The Festival of Quilts team are busy with plans for next year as are the Events Team. It will be our 40th Birthday (ruby) and we have lots of things planned for a year of celebrations. There is a new category in FoQ next year – red and white quilts. I hope you are all busy making a red and white quilt to enter in Festival of Quilts. The project for 2024 is “40” and what this means to you. You can find all the details further along in I-Patch.

This issue of I-Patch is another bumper one. Lots of articles for you to read and some exhibitions and other things to keep you entertained.

Our December meeting will be a fun night so do come along. Please bring a wrapped fat quarter of fabric, you will find out why at the meeting!

That’s all from me for this month.

Until next time

Stay safe and happy quilting

Heather

President, SA Quilters

Ph: 0432 483 263

- Guild Meetings
- Quilt Shows
- Workshops
- Special Events
- Feature Articles
- Member information
- Latest News

I-Patch is a digital online newsletter for **SA Quilters** members which is sent out by email on or about the 15th of each month to members’ email accounts.

Communications Team:

Kathy Rossini
Chris O’Brien
Cindy Massey
Jane Polden
Ally Baum
Rhoda Ryan

Guild Patrons:

Her Excellency the Honourable Frances Adamson AC,
Governor of South Australia and Mr Rod Buntin

Important Links

I-Patch Editors

Guild Facebook
<https://www.facebook.com/>

Guild Website
www.saquilters.org.au

Guild Web Manager
saquilters@gmail.com

Snail Mail submissions:
Quilters’ Guild of SA Inc
PO Box 993, Kent Town SA 5071

To unsubscribe please email
saquilters@gmail.com

NO MEETING IN JANUARY - 2024

- Guild Meetings
- Quilt Shows
- Workshops
- Special Events
- Feature Articles
- Member information
- Latest News

SA QUILTERS - 7th Dec 2023

Doors open at 7.15pm for an 8.00pm start

Welcome address: President, Heather Ford
Special Event: Christmas Celebrations
Shop: Stitch Saloon—Claire
Community Raffle Quilt: McLaren Vale Patchworkers
Web Site: [The Stitch Saloon](#)
Fat Quarter Raffle: Christmas
Show and Tell: Christmas Quilts
Library: Open for borrows and returns



Kitchen open for tea and coffee. Please bring a clean cup.

Please bring along a **FAT QUARTER** Wrapped in Christmas Paper.

Don't worry, if you forget—you will be able to purchase one from the shop.

Contents

Page	Content	Page	Content
Cover	Country Forum	18-19	Patchwork Captured Sharing
2	Presidents Report	19	Welcome New SAQ Members
3	December Meeting Details	20	Golden Harvest Quilters
4-5	Country Forum 2023 Report and Photos	21	Impromptu Modern Mix Fashion Show
6	Treasure Boxes	22	SA Quilters Meeting Notes
7-8	Featured Quilter Sue Knuckey	23	Kawandi Quilting with Jill Radcliffe
8	Zambesi Crafts Advert	24	Peterborough Patchworkers Group
9	Community Quilts Program Policy	25	Connecting Threads Exhibition
10	Festival of Quilts - 2024	26	Orange Tree Quilters Mystery Workshop
10	Australian Textile Art Award 2023	27	Rural Roundup 2024 - Lake Bonney Quilters
11	SA Quilters Market Day	27	For Sale - Brindabella Quilting Frame
12	McLaren Vale Patchworkers Quilt Exhibition	28	Embroiderer's Guild Christmas Market
13	Broughton Rainbow Quilters Exhibition	28	What's On Where
14	The Stitch Saloon	29	Hidden Treasures Exhibition
15	Hello from Inman Quilters	30	The Quilting Room
16	Gallery M View	31	Patchwork and Quilters Guild of Victoria
17	SA Quilters Activities	32	Yazzi Craft Bags

REPORT ON COUNTRY FORUM 23

Country Forum 23 Cont.d

Often it depends on what's in your stash to create or to play with! PennyLane Patchwork and Quilters Quarters were the featured shops on the day and provided all the supplies we needed to take home to continue our quilting journey.

Thanks to Peg and her kitchen team we all enjoyed a delicious and healthy plate of fresh cooked chicken and salads for lunch, and bottomless cups of tea or coffee! Plenty of people to talk with over the lunch break, plenty of shopping to be done and the four demonstrators: Jill Christian, Carol Sanderson, Jill Radcliffe and Michele Hill... were wonderful close-up learning experiences. Thank you too, to those four ladies for sharing their skills and talents with us.

Many of you took home a lucky draw prize, everyone took home a goodie bag with a divine little inspirational bee to remind you of the day. Caroline Chapman, now of Adelaide but previously of Mt Gambier, won the Bee Quilt raffle draw. Michele Hawthorne won the second prize basket full of goodies and Joyce Chapman won the giant crochet bee. Thank you to our quilting friends who donated such wonderful prizes.

It was fabulous for everyone to meet Heather Ford, President of SA Quilters, as she chaired the event. During the day she talked about quilt evaluation, how the team work together to give a monetary valuation to each quilt which is assessed, and the importance of this process. Heather also talked about how the Judging Panel works and their availability to judge at Country exhibitions.

We are hoping that all the ladies who came had a *bee-inspirational* and memorable 'quilty' day, with 'quilty' old and new friends.

Thank you for being part of Country Forum 23. We value your feedback, please return your feedback form to:

events.saquilters@gmail.com

June Yam



Penny & Vicky, PennyLane Patchwork



Lyn, Quilters Corner



Zara Zanettinno



Sue Knuckey



Kay Calder



Jeanne Treleven



Carol Sanderson



Bronwyn Cant



Jill Christian



Jill Radcliffe



Michelle Hill



SA Quilters supports Treasure Boxes



Each year SA Quilters choose a South Australian women's and children's charity to support. In 2023 we have chosen to support Treasure Boxes.

When poverty, homelessness and domestic violence create an uncertain, sometimes dangerous home environment, many South Australian families struggle to provide their kids with the essentials of life; bedding, clothes, toys, even regular meals.

From this troubling reality, Treasure Boxes came to be – a team of caring, like-minded people, dedicated to preventing hardship and trauma by providing kids in need with critical items many of us take for granted.

Treasure Boxes web site is <https://treasureboxes.org.au/>

Our generous SA Quilters members always rise to the task of helping others. This year goods will be thankfully received at the SA Quilters December meeting.

You can find a full list on the Treasure Boxes donate page at <https://treasureboxes.org.au/donate-goods/>

Listed below are some of the goods currently needed to support women and children in need

out of stock	running low
change tables	single prams 5 remaining in stock
nappies sizes 5 & 6	baby monitors 6 remaining in stock
plastic food storage containers	bottle sterilisers 4 remaining in stock
lunch boxes and insulated bags	high chairs 3 remaining in stock
car restraints for newborns	nappies sizes 1 & 4
summer and winter pyjamas	sneakers all sizes and genders
Open: Monday - Friday 10am - 2pm First Saturday of the month 9am - 12pm Warehouse 6, 1-5 De Laine Avenue, Edwardstown SA	socks all sizes and genders
*SAFETY NOTICE please ensure that all items are less than 8 years old and in good condition. High chairs - 3 or 5 point harness. Change tables - 100mm high roll off at the top.	toiletries babies, kids & adults
www.treasureboxes.org.au	toys & board books newborn to 1 year old
	summer & winter pyjamas all sizes and genders

Treasure Boxes web site is <https://treasureboxes.org.au/>

Our generous SA Quilters members always rise to the task of helping others. This year goods will be thankfully received at the SA Quilters December meeting.

Treasure Boxes would also be very grateful if members made carry bags which would hold the goods given to people in need. You can download the pattern for the Large Carry Bag designed by Heather Ford [here](#)

Featured Quilter—Sue Knuckey

“Sew it all Began”



My first memory of being introduced to quilting was when I was in year 5 at a small country town called Melrose. A lady from the CWA came to school to teach us English paper piecing hexagons.

High school was next sewing the mandatory pencil case and boxer shorts.

My Mum and grandma are both excellent sewers. My mum recognised early that I would best learn from my grandma who taught me to make my own clothes and when our children

arrived introduced me to smoking in garments.

I got married and lived in a small granny flat and decided I needed to make a quilt. I was a typical beginner, I borrowed a book from the local library, bought inexpensive fabrics and had no idea what tools were available to me so used cardboard templates, scissors and a lead pencil to cut out the pieces. I hand stitched each piece and whipped stitch the applique, used fat poly wadding made chunky binding that is something left to be desired.

When the kids came along my sewing tools came out again. Our first son was born and my grandma made him a smocked outfit. This started my love of smocking and embroidery and relight the need to sew clothing again. I found out I was having a daughter so before she arrived I took lessons and began making little smocked dresses.



While the children were small I started working for Country Bumpkin cutting and pleating kits at home, then teaching smoking and embroidery, and working at the shop on Kensington Road. I was drawn to teaching sit and sew classes and enjoyed helping students with the variety of projects and skill level that came to class. Country Bumpkin was the place that introduced me to William Morris colours and designs and to this day I try to include a piece of William Morris in my quilts.

Before long the children were off to school so another mum and I decided to take quilt lessons. We made a sampler once again used cheap fabrics just in case we did not like it, learnt lots and I was definitely hooked.

Stitch in Time opened in Highgate. I began working in the shop, kit making and teaching. The quilting addiction kicked in often with a days work often feeding my love of fabric. Teaching took off and I have taught everything from beginners quilting to sit and sews since. Jelly rolls and layer cakes came to the shelves, I was in my element finding different ways to use them. I have loved meeting people, helping with fabric decisions and guiding customers making their special quilts. A place where I have met lifelong friends.



patterned fabric



I love trying all different techniques and styles of quilting and have everything from traditional, needle turn appliqué, collage to improv projects on the go.

Early on I decided I wanted to master needle turn applique and saw a quilt in a magazine. I loved it and set about making 500, 3 and half inch squares with an applique circle in the middle of it. The best tip I had heard was three small stitches at a time. I recreated the Aunt Greens quilt, I drew all my shapes from a picture in a book and guessed the proportions, I was hooked on applique and something I go back to time and time again.

I often have said that a sit and sew class beats a counselling session any day and for me it has been the fuel for me to keep quilting and trying new things, students and friends I quilt with continue to motivate me to learn and try new quilt techniques.

My taste in fabrics are getting brighter with time with so many quilt artist inspiring me, Margaret Sampson George, Susan Smith, Jen Kingwell, Kathy Dougherty, Tula Pink, Lori Holt and Laure Heine just to name a few.

Life is changing again with less work and more time to quilt. I am looking forward to being involved with Dare 2 Differ exhibition and participating in the Modern monthly meetings. I enjoy sharing my knowledge about quilting and having some fun along the way.

I have now been quilting for over 30 years, some would say traditional or contemporary but I am not sure what style I am as I love to try everything.



Sue Knuckey

Click on the link to see Cindy and Jane's sewing room video visit with Sue Knuckey:

https://www.youtube.com/watch?v=Kz2Hj_26Uik

For your next project,
try some fabric offcuts
from West Africa!

- ★ \$10 for a 100g bundle
- ★ 100% cotton
- ★ Vibrant colours & designs
- ★ Limited stocks available (about 120 bundles)
- ★ Zambezi Crafts, 20 Mount Barker Road, Hahndorf SA
- ★ Open from 10am to 5pm Wednesday to Sunday
- ★ Beautiful crafts from Africa, handmade and ethically sourced



 **ZAMBEZI CRAFTS**

The safety and well-being of women and children within South Australia has always been at the heart of SA Quilters (SAQ), and we continue to provide quilts to a range of community groups and organisations across South Australia who support their needs. The identification and support of recipients is a responsibility delegated by SAQ Leadership Committee to the respective community quilts program leaders.

SAQ currently has 3 community quilts programs:

- QUILTS OF LOVE
- FLINDERS KIDS
- COMFORT QUILTS

QUILTS OF LOVE

- Managed by Jill Clausen
- Supplies isolette covers, crib quilts and indigenous baby quilts to neonatal units in selected South Australian hospitals
- Completed quilts only please
- Quilt delivery to any official SAQ event - ie monthly meetings, weekly Sit 'n Sew days, Country Forum
- Quilt delivery to any designated SAQ member shop as listed on the SAQ web site
- Size Details: <https://www.saquilters.org.au/community-quilts/>

FLINDERS KIDS

- Managed by Chris O'Brien
- Supplies bright, cheerful quilts to the children's ward at Flinders Medical Centre
- Completed quilts only please
- Quilt delivery to any official SAQ event - ie monthly meetings, weekly Sit 'n Sew days, Country Forum
- Size details and suggested styles: <https://www.saquilters.org.au/community-quilts/>

COMFORT QUILTS

- Managed by Kate Seinor
- Supplies quilts to a range of community organisations that support adults in need
- Completed quilts preferred. Will accept tops if accompanied with appropriate backing
- Quilt delivery to any official SAQ event - ie monthly meetings, weekly Sit 'n Sew days, Country Forum or to their monthly gathering at the Blackwood Uniting Church.
- Specific details: <https://www.saquilters.org.au/community-quilts/>

Program managers who coordinate these programs are grateful for the support of quilters who provide quilts. Regular feedback is received from recipients who express their gratitude after receiving a quilt in often challenging personal situations. Quilts are generally provided to individuals and families who are experiencing health and well-being challenges in their lives, so the major aim is to provide quilts whose fabrics/colours/designs brighten their situations. A budget line within SAQ annual budget provides these three programs access to some funds which allow them to facilitate and organise the making and quilting of additional quilts.

SAQ Affiliated Groups are encouraged to support community groups and organisations of their choice. It is suggested that they develop their own guidelines and vetting procedures to ensure that donated quilts are safe (ie no pins) and meet the designated guideline requirements. SAQ is able to support a limited number of affiliated groups with some funds to purchase bulk polyester batting.

Community Quilt Program leaders have minimal capacity to store donated fabrics and battings. If you have fabrics or batting that you wish to donate to these programs, please contact the secretary by email at secretary.saquilters@gmail.com.

FESTIVAL OF QUILTS 2024

THE 40 PROJECT

- It's an opportunity to display your skills and creativity in a smaller format quilt.
- Think about "40".....what does it mean to you?
- How can you express that meaning?
- Which techniques and embellishments might you use?

THE RULES

- There are very few restrictions....
- It must measure 40cm x 40cm. (15½ inches square)
- The binding must be the red "shadowplay" fabric available from SA Quilters.
- \$2.00 per pack of 2 x 2½" WOF strips. Available at SA Quilters meetings.

WHAT CAN I DO?

- The body of the Project quilt can be...
- Any colour
- Any technique
- An interpretation of what 40 means to you.

WHAT NEXT?

- Clearly label the back with your name and contact details.
- Bring it to the FoQ desk at any SA Quilters meeting up to and including June 2024.
- We will be pleased to receive it and display it at the Festival of Quilts in July.

AND THEN WHAT?

- Your project contribution will not be officially judged.
- Your creativity will be displayed with all the other project contributions.
- Viewers will be amazed by your ideas.
- Have a go! Your work will be welcome.



Australian Textile Art Award, 2024

A juried non-acquisitive award of \$2000

Call for entries

We invite contemporary, creative textile artists from across Australia, working in any style of textile media, to enter. The artworks chosen as finalists will be exhibited in an exhibition hosted by The Embroiderers Guild, VIC and will be part of a limited-edition accompanying book.

Entry forms are available at www.australiantextileartaward.com.au
Entries close Monday 11th March 2024

Exhibition Saturday 18th May to Sunday 2nd June 2024
Opening night and announcement of winner Friday 17th May 2024

For more information go to:

 www.australiantextileartaward.com.au or www.embroiderersguildvic.org
or like and follow our Facebook page @AustralianTextileArtAward.



(Detail of ATAA 2022 winning entry: "Moth Mandala" by Sue Senewiratne)

SA

Quilters **MARKET DAY 2024****It's back.....****Calling all stallholders**

DATE:	Saturday, 4th May 2024
TIME:	10:00am to 3:00pm
WHERE:	Adelaide West Uniting Church 312 Sir Donald Bradman Drive, Brooklyn Park
WHAT:	Hand-made and pre-loved treasures, patchwork/ sewing/craft supplies, fabric, books, notions etc
COST:	Book a table for \$40 each. One table per booking, get in quickly as tables are limited

**Book a table to clear out your sewing room, move on your excess
patchwork, sewing and crafting supplies.**

Sell your new hand-made items to those who don't make their own.

CONTACT:	Phone - June on 0439 030 045 or email events.saquilters@gmail.com to book a table and for online payment details
-----------------	--

**BOOK YOUR TABLE TODAY**



McLaren Vale Patchworkers – Quilt Exhibition

Saturday 13 and Sunday 14 January 2024

Start off the New Year on a high and come to our Quilt Exhibition
at our new location

Recreation Hall, Main Street, McLaren Flat

From 10am to 4pm each day

\$8.00 entry fee which includes refreshments

Beautiful quilts on display and some may be for sale

Quilter in residence

Trading table

Demonstrations of quilting techniques each day

Shops in attendance



Quilters Quarters

Enter from the rear of the hall where there is ample parking

Report from Broughton Rainbow Quilters

“Floral Fest Quilt Exhibition”

Broughton Rainbow Quilters held their “Floral Fest Quilt Exhibition” on the long weekend in October in the Port Broughton Community Hall. We had a diverse range of traditional, modern, embroidered, and appliqued quilts on display plus cushions, Sashiko work, bags and other craft items. We also had a display of our Paint Chip Challenge where ladies had three paint chips and had to incorporate those 3 colours in their article.

Articles made included apron, bags, cushion, embroidery picture, quilts, table runner and tablecloth. A well-stocked trading table, plus 2 fabric shops being Quilters Quarters and YP Quilt Fabrics and morning and afternoon tea were all well patronised.

Our raffle prizes and winners were:-

- * 1st Prize – Wedding ring quilt won by Marlene Fracas;
- * 2nd Prize – quilt won by Susie Smith from Golden Grove;
- * 3rd Prize – a basket of goodies won by Lorna Schmidt
- * 4th Prize – a basket of goodies won by Cheryl from Kadina.

Congratulations to: - our Viewers Choice winner Beryl Button with her “We will remember them” quilt.

Our two visiting shops both donated a prize for their choice of quilt and the Quilters

Quarters prize was won by Shirley Richards with her Josies Garden quilt by Sharon Burgess, and

YP Quilt Fabrics prize was won by Marlene Fracas with her Vintage Treasures quilt by Libby Richardson.

All in all a wonderful display enjoyed by the many people who visited our exhibition.

Sandra Ireland

President Broughton Rainbow Quilters.



Beryl's Quilt



Marlene's Quilt



Shirley's Quilt



Patchwork and stitchery for the modern
maker, inspired by tradition

.

We are so excited to meet you at the
SA Quilters December meeting,
bringing with us lots of fat quarters,
haberdashery, and some beautiful gift
ideas for yourself or loved ones!

.

567 Magill Road, Magill SA 5072
Friday and Saturday 10am to 3pm
www.thestitchsaloon.com

Hello from the Inman Quilters.

It was with a level of excitement on the 17th October 2023, that our President Beth Willson welcomed Jacky Eyre to give a talk on/and display some of her amazing work. Joining us on this 'adventure' were some 35 visitors from Pt. Elliot Patchworkers, Threads, and Sew Whats.

Jacky is an Adelaide girl who became a teacher in her adult life, first in Physical Education, then moving into working with students with special needs. Throughout her working life, marriage and raising two daughters, Jacky also filled her "quiet" moments "having a go" at just about every craft imaginable.

It was in the early 2000's that a chance encounter with a piece of textile work created with antique Japanese fabric, became a life changing moment. In 2004 Jacky travelled to Japan for the first time with a group of women who were all quilters - and life has never been the same since!

She has returned to Japan on a regular basis since that first visit (with the exception of the Covid years), amassing a collection of antique textiles – mainly indigo dyed – along with an ever-increasing knowledge and understanding of the history of the textiles and their place in Japanese culture. Through workshop and class participation in Japan, Jacky has continued to learn about stitching techniques, dyeing with indigo, shibori dyeing patterns and even simple Japanese bookbinding.

An incident that clearly depicts the long tradition of Japanese textile, was through a purchase made in Kyoto. The paper bag that her purchase was placed in, advertised the name of the shop and the fact that it had been in the same family for 400 years!!!!

Jacky then told the story behind each of the quilts/wall hangings and other items that she had bought along to show. Her favourite quilt depicts the 3 symbols of winter – plum, bamboo and pine. The items that were handed around were many, varied and were simply amazing.

Following her presentation, guests and IQ members were invited to bring out their "show and tell", followed by a light lunch. A great day was had by all.

Closer to home - in early October, Yankalilla held its Annual Show, with IQ member Christy Smith taking out First Prize for a quilt made for her daughter who is in the Navy, hence the nautical theme. Congratulations in order, Christy.

And a group called Women with Fibre took out First Prize in their category for their amazing Tea Cosy. This group comprises Nancy Duggan, Annie Gator, Anne Cooper, Margaret Morgan and Helen Scholfield. That's quite a group of talent!

That's all our news for the moment. If you happen to be down the Southern Fleurieu Peninsula on the 1st or 3rd Tuesday of the month, check us out. We meet at the Inman Valley Memorial Hall, 10.30 to 2.30pm and the kettle is always boiling. Call in for a cuppa, you will be most welcome.

Marg Houston

Publicity Officer



**President Beth Willson, Jackie Eyre
and V President Helen Scholfield**



**Christy Smith 1st Prize
Yankallia Show October 2023**



**WWF Tea Cosy 2 1st Prize
Yankalilla Show October 2023**

Patchwork

27 October – 18 November 2023

Gleaning imagery from second-hand craft books and house and garden magazines from the 1960s, the collaged compositions within Patchwork delve into notions of space, scale and form. Piecing together fragments that transcend traditional still life and domestic paintings, the works highlight the intricate textures and forms of 20th-century object and furniture design.


Patchwork seeks to evoke curiosity around decoration in the home and invites viewers to reconsider their perceptions of the familiar.

Exhibition Opening

6:00pm Friday 27 October
Gallery will be open 5:30-8:30pm

Meet the Artist

1:00pm Saturday 4 November



Featuring: A-Frame by Charlotte Tatton

Knot Just Braids

27 October – 18 November 2023

An exhibition of Kumihimo braiding textile and fibre work by artists from the Handspinners and Weavers Guild of SA.

Members participating:

Loretta Archer, Bev Bills, Yvonne Boschiero, Jan Brown, Gai Butler, Mary Dodd, Robyn Elmslie, Anne Graebner, Fay Harding, Janet Maughan, Pat Michell, Wendy Ottaway, Sandra Tredwell, Helen Vonow, Val Watts, Elly Webb, Sandi Wecker & Helen Wells

Exhibition Opening

6:00pm Friday 27 October
Gallery will be open 5:30-8:30pm

Meet the Artist

1:00pm Saturday 4 November

1:00pm Sunday 12 November

A great opportunity to meet the artists in a relaxed and informal atmosphere.



Featuring: Collaborative Kumihimo Braiding by the Handspinners & Weavers Guild

Gallery M

287 Diagonal Road,

Oaklands Park, Marion 5046

Tel: 8377 2904

SA QUILTERS – Link to web site <https://www.saquilters.org.au/>

The SA Quilters financial and membership year runs from 1 January to 31 December. Members enjoy numerous opportunities to gather, to learn, to become involved in community focused activities and to share their interest in quilt making. Link to Membership page <https://www.saquilters.org.au/members-area/>

The first exhibition '*The Beginnings*', displaying 125 items, was convened by Maree Gebhardt. It was held at the Unley Civic Centre in August 1985 and was visited by over 3,000 people. *Festival of Quilts* continues to be a major annual drawcard for quilters and others. Link to the Festival of Quilts page <https://www.saquilters.org.au/festival-of-quilts/>

The first *Quilt Encounter*, which was convened by Lessa Siegele OAM, was held at the Red Shield Camp at Victor Harbor in August 1993. Quilt Encounter is held every year and attracts participants from all over the country with local, national and international tutors. Link to the Quilt Encounter page <https://www.saquilters.org.au/quilt-encounter/>

In June 1994, the Guild held its first 'non-traditional' juried exhibition '*Dare to Differ*' as part of the Guild's ten-year celebrations. Dare to Differ is held every second year and continues to push the boundaries of the art of quilting. Link to the Dare to Differ page <https://www.saquilters.org.au/dare2differ/>

The *Appraisal Panel* (originally the Valuation Panel) provides a service by volunteer members on behalf of SA Quilters. It was formed on 3rd May 1992 at a meeting convened by Marion Cox and Neta Lewis who had both attended appraisal workshops in NSW. It provides an appraisal service to quilters to have their quilts objectively appraised for replacement by trained appraisers. Link to the Appraisal Panel page <https://www.saquilters.org.au/appraisal-panel/>

The *Judging Panel*, which provides a service by volunteer members on behalf of SA Quilters, was formed in October 1998. The panel consists of trained judges with a knowledge of the craft, skills and techniques involved in all aspects of quilt making. Link to the Judging Panel page <https://www.saquilters.org.au/judging-panel/>

The *Little Quilts of Love* programme was first convened by Jean Pearce OAM in South Australia in 1996. The group makes quilts specifically for grieving families who have lost a baby in childbirth. The group name was amended to '*Quilts of Love*' in 2020 when Jill Clausen, on behalf of member group After Dark Quilters, took on the role of co-ordinating the programme. At that time the programme embraced providing isolette covers for maternity hospitals and crib/bassinet quilts as well. Link to the Community Quilts page <https://www.saquilters.org.au/community-quilts/>

Country Forum is a bi-annual get together, in Adelaide, of delegates from SA Quilters affiliated member groups. The event is hosted by SA Quilters and enables members to meet and share their quilting experiences. In alternate years a rural group hosts a day of activities, called *Rural Roundup*. Link to Country Forum page <https://www.saquilters.org.au/country-forum/>

SA Quilters runs a vibrant workshop programme with workshops tailored to suit all experience levels. Link to the Workshops page <https://www.saquilters.org.au/workshops/>

A number of *Sit and Sews* are offered to enable anyone to fit a relaxing fun day into their schedule. *Sew it's Wednesday*, *Unplugged Stitchers* and *Saturday Stars*. Everyone is welcome to join in. Link to the Sit and Sew page <https://www.saquilters.org.au/sitandsew/>

SA Quilters supports groups to make charity quilts through the Community Quilts programme. *Flinders Kids*, *SA Quilters: Comfort Quilts* and *Quilts of Love*. Link to the Community Quilts page <https://www.saquilters.org.au/community-quilts/>

The SA Quilters *Library* was established in 1985 and continues to provide resources for all SA Quilters members and affiliated Groups with books in a variety of quilting and design categories. Link to the Library page <https://www.saquilters.org.au/library/>

The *Modern Mix SA* was formed in 2020 with Monique Reed co-ordinating this group of modern quilters. Link to the Modern Mix SA page <https://www.saquilters.org.au/modernmix/>

PATCHWORK – CAPTURED SHARING

The sharing starts long before we drift out of cars and into the Mannum Bakery at 1 pm to start the Masonic Quilters and Craft Group Retreat: held annually for four days in October. This year we are a group of eleven quilting friends and relations with mixed abilities, experience and personalities all bent on **SHARING** a unique experience.

Let's start with the **S** and that will be **SCRAPS**. We use scraps all the time and several have boxes precut to different sizes but the Queen of Scraps for our group has to be Sue. Her project this year centred on three-inch squares of the layered pineapple pattern with 32 different fabrics for each square – carefully retrieved from boxes of scraps. These scrap boxes also yielded just the right piece for Beryl to rectify a mistake in her calculations. Beryl's quilting project was another transformation of a piece of her friend's beautiful counted cross stitch into a quilt.

Moving on to **H** we have **HELP**. This is available in every direction at all times. Unloading cars, setting up the rooms with our equipment, meal preparation and clean up, the general final clean up, and of course, help with projects and certainly with advice! Help was enthusiastically given to produce a peeper around the aforementioned cross stitch with others sharing in the instruction as it was an unexplored feature for them too.

A is next and we will mention **ARRANGEMENT**. Jill gave each of us a Bedford style package of pieces to make a quilt. Margaret and others abandoned their planned activity and started to join the pieces given to them. Within hours the pieces had been joined and then we watched as the pin up boards were used to show how varied the quilt could be dependent on the arrangement of the blocks all



made from the same shapes. To add to the fun we now know that we each have a few Christmas pieces with holly on them – so it has become a game of *Spot the Holly*.

R and we are halfway and that stands for **RULES**. We are constantly reminded of these: measure twice or is it thrice (?) cut once! Don't put pins in your mouth! Slide the cover over the blade on the rotary cutter immediately you finish cutting! And one particularly important when working around friends, make sure your coffee is not likely to be knocked over and spoil your neighbour's project!!

I and that will be **INVOLVED**. Janelle worked on a quilt pattern where the blocks looked like a jigsaw puzzle piece and was a new pattern to all. This meant we were not sure what was happening as the pieces were joined and placed on the wall. We all enjoyed being involved in checking as we watched the pattern emerge.

N is for **NEW**. Pippa is one of our newer members and has shown us several new tricks to make our work neater, quicker and more enjoyable. One of these is a better way to quilt-as-you-go. Julie, Kay and Clare were all using this new approach on their current projects and were pleased with their results. Kay was cleaning up a half-finished project the group had inherited and Julie was doing the rows of houses project. Julie had taken time to personalize with hand sewing each little cottage with plants and animals and when the individual quilted blocks were joined the road between the houses had a perfect line down the middle of the road! Delightful! We had all been pleased with the effect Clare produced when she had previously used the method to join another inherited applique project with animals.

G concludes with **GATHERING**. While we certainly do not want any gathering (or puckering) on our work, A gathering is perfect place for sharing. This year we had visits from another member with a prospective member and family members. We also visited a member's (Julie D) houseboat for one evening meal. Unfortunately Diane had to leave early due to ill health, but not before she shared her striking work with us all – a vivid, colourful Batik, which for me, improved as each of the colours were gathered together to reveal the pattern. Is it too philosophical to compare this to our retreat?

As we gathered again at the bakery we were pleased to have been part of another pleasant and successful retreat.

From: Clare, Diane, Janelle, Jill, Julie Do and Julie Dohnt, Kay, Margaret, Pippa and Sue with Beryl.

Welcome New Members

Lara Shearwin, Kathleen Lock, Andrea Masterman
Julie Heller, Bronwyn Ryan, Jane Whitehead

Looking for a quilting group in your area

You will find a full list of contact details all SA Quilters member groups in location order on the SA Quilters web site at:

<https://www.saquilters.org.au/member-groups/>

Looking for a quilt shop in your area

You will find all the details of SA Quilters Member Shops on the SA Quilters web site at :

<https://www.saquilters.org.au/links/>

GOLDEN HARVEST QUILTERS

Thank-you to SA Quilters for the grant of \$300 to help with the rent of the CWA Rooms for our 'Quilt for Others' Day, that we hold on the 4th Wednesday of each month. In the last year we have donated 81 quilts to different groups, some local and others within the state. Local groups include the SYP Show Building Restoration, SYP Flying Doctor Aux, Minlaton Museum, Maitland Hospital, Wooden Boats Festival Port Vincent/Stansbury and Palliative Care Support Group. Further away quilts have gone to the Adelaide Day Centre & Flinders Kids. We have also made "Boomerang Bags" for use at the local market. In August 52 bags were made for Shoe Boxes of Love, Samaritans Purse, in one day.

Included in the donated quilts were 16 quilts from the 2022 Presidents Challenge. The challenge was to complete a quilt using existing fabric before the group AGM in July 2023. Margo Treloar won this challenge with her Hexi quilt. Rae had a hard time picking a winner and called on her CWA friends and the public, when the Challenge Quilts were displayed at local market days, to help.

Marg Litster and Group member Jill, with quilts donated to Wooden Boats festival and Pal-



Margo with her quilt that won the GHQ President's Challenge.

Impromptu Modern Mix Fashion Show



SA Quilters Meeting Notes

Thursday
2 November 2023

President, Heather Ford, welcomed 123 members and visitors to a very active and fun November 2023 meeting. Jenny Kempson was awarded the President's Encouragement Award for her clever portrait quilt and Bron Atkinson was the lucky winner of the door prize. Our thanks to Naomi from Nay's place for donating prizes for the lucky raffle winners.

Talented Guest Speaker, Bronwen Sayers, talked about her quilting journey and showed some of her amazing range of beautiful quilts.



Nay's Place was the feature shop at the meeting.

Our sincere thanks to Naomi for bringing her shop from Waikerie and supporting SA Quilters. Naomi describes herself as *Full-time Bank Manager- Part-time Shop Owner, wife and mum with a passion for sewing and handicrafts* - a very busy lady. You can find all the details for Nay's Place on the web site at [Nay's Place](#).



SHOW AND TELL



Jill's recent baby quilt finishes



Pam, Jenny and June with their portrait quilts



Peg and Julie with their beautiful bags



Tina's Tula Quilt



Bron and Jane with McLaren Vale Patchworkers Raffle Quilt

Kawandi Quilting Workshop with Jill Radcliffe

The final SA Quilters workshop for 2023 was held on 4 November. Kawandi Quilting with Jill Radcliffe has proved to be a winner for all participants.

The SA Quilters web site will be updated in January with some exciting and tempting 2024 workshops, so keep checking”.



Kawandi Quilting with Jill Radcliffe 2023

CORN AND CHEESE MUFFINS

INGREDIENTS:

- One onion, finely chopped
- Four rashers bacon, finely chopped
- Half cup self-raising flour
- 30 grams butter
- One cup grated tasty cheese
- 300 gram can creamed corn
- Third cup of milk
- One egg, lightly beaten



METHOD:

- Cook onion and bacon in frying pan until onion is soft. Drain on absorbent paper, cool.
- Sift flour into large bowl, rub in butter, stir in half the cheese and all the bacon and onion mixture.
- Make well in centre of ingredients, stir in corn, milk and egg. Mix until ingredients are combined.
- Place tablespoons of mixture into greased muffin pans, sprinkle with remaining cheese.
- Bake in moderately hot oven for about 20 minutes, turn onto wire rack to cool.
- Makes 24 delicious muffins.

Thanks to Jo Reardon for this yummy recipe.

~~~~~

# The Peterborough Patchworkers group

## Report on the recent two-day workshop

The Peterborough Patchworkers group recently hosted quilters from Campbelltown for a two-day workshop on the 4<sup>th</sup> and 5<sup>th</sup> of November. This 'get to know you' was enjoyed by all and Mary Martin one of our long-term members devised a mystery quilt project. Many of the participants had never had this experience and were a bit mystified with the process, but as it began to come together it was a surprise how random colours of light medium and dark which were totally unrelated by colour, gradually formed a wonderful quilt. Unfortunately the quilt blocks featured were pinned on another quilt so the end result is a bit confusing – I'm sure you will work it out.

The quilt, when finished will become either a charity quilt or a raffle; it more than served its purpose for some beginners and competent quilters alike with some people being introduced to *accurate* quarter inch seaming. The Peterborough quilters brought food for lunch both days and the visitors had dinner at one of our pubs. On Sunday night Judy Cornish, a recent addition to our community, provided a BBQ tea at her home. Sixteen quilters in all, took part.

The Peterborough Patchworkers now meet at the Senior Citizens building in Main Street Peterborough on the 1<sup>st</sup> and 3<sup>rd</sup> Sundays from, 10am and, if there is a 5<sup>th</sup> we meet then too.



### Helpful Hint

#### Formula for the removal of pencil marks from quilts.

- ◆ 2 Parts rubbing alcohol
- ◆ 1 part water
- ◆ 2-3 drops white ivory dishwashing liquid (must be white)
- ◆ Rub gently with a soft toothbrush to remove lines
- ◆ Soak when finished.

#### HAPPY JACK QUILTING FRAME FOR SALE

Happy Jack Quilting frame  
Extends from 2m to 3m.

Leader cloths and some  
pantographs included.


**Good condition \$650**

Gawler area.

Ph: 0409 351 114







*Inspired by connection, Adelaide Hills Textile Artists Mary and Hazel respond to their observations of the natural and immediate environment in finely detailed art, stitched by hand or machine.*



# CONNECTING THREADS

AN EXHIBITION BY **MARY WILLIAMS AND HAZEL GREEN**

HUGHES GALLERY

22 NOVEMBER —  
17 DECEMBER, 2023

OPENING FRIDAY NOVEMBER 24

Official opening at 6:45pm by Pat McLeod

MON-FRI 10-4

SAT-SUN 11-4

417 Fullerton Rd

**W**  
WOTTON  
• FAMILY WINES •

ANDERSON HILL  
— LENSWOOD —

THE CITY of  
*Unley*





## Orange Tree Quilters

Find us on Facebook

<https://www.facebook.com/OrangeTreeQuilters/>



Postal Address: Christa Mano  
36 Corunna Ave  
Colonel Light Gardens SA 5041

### Contacts

Christa Mano  
Margaret Heathcote

0403 855 111  
0411 157 539

christahome1@outlook.com  
magheath@gmail.com

## Dilly Bag Mystery Quilt Workshop

Conducted by

## Orange Tree Quilters

Saturday 20<sup>th</sup> January 2024 9.00am to 4.30pm

**Grange Uniting Church, 5 Beach Street, Grange, Adelaide SA 5022**

- Orange Tree Quilters (OTQ) thank you for your participation in this Mystery Workshop.
- Arrival time is from 9am. Sewing starts at 9.30am
- Tea Coffee and Morning and Afternoon Tea will be provided.
- You will need to bring your lunch and a bottle of water.
- There are fridges available for your food and water. Please label your food containers with your name to avoid mix-ups.

**Should you want to take an extra kit or two home, please let Christa or Margaret know so that we can ensure we have enough on the sewing day for you to purchase. Kits are \$50.00.**

- Please bring your sewing gear. We will have some cutting boards, rulers for trimming and irons and ironing boards on the day.
- Sewing Machines and electrical equipment ideally should be tested and tagged. There may be facilities that you might know in your location.

OTQ wishes all participants a very happy day.



# SA Quilters



## **RURAL ROUNDUP YOUR HOSTS LAKE BONNEY QUILTERS**

**Mark your diary.....  
RIVERLAND EVENTS CENTRE  
FIELD DAY DRIVE, BARMERA  
SATURDAY, 26th OCTOBER 2024**

[Link to the Rural Roundup 2024 Video](https://www.youtube.com/watch?)

<https://www.youtube.com/watch?>



### **BRINDABELLA QUILTING FRAME**

Machine Quilting frames can provide the same freedom of movement as their long arm cousins, for a fraction of the cost. The Brindabella is in good condition and extends to Queen Size.

**This is a fantastic deal at only \$200 including the cupboard.**

Phone 0412 001 696 for details.





## Embroiders Guild's Christmas Market November 19th 10am to 3pm

On the **Trading Table** we have lots of evenweave linen from 16 to 45 count – small and large quantities. Tea towel type linen suitable for surface stitches, fine cutwork linen, lugana, just to name a few. Bits and pieces as in zips, buckles, buttons, beads, knitting needles and crochet hooks. Frames - if you are after a roller type frame we have plenty of these.

Threads – from hand dyed to crewel wools, perle cottons, stranded cottons, silks and tapestry wools. There are also patterns and kits in surface stitchery and cross stitch.

For those who like surface stitches we have a lot of printed linens from cloths to pillow cases, table runners and small mats.

**The Gift Corner** has children's clothing from size 1 to 12 all made by Marione Mansfield. Pincushions, needle cases and scissor fobs made by Carol Young. Bags, containers for your thread ends, pot holders and iPad bags made by Robyn Inverarity.

No doubt the **Museum** will let you know what they will have to tempt you.

The **Library** has had so many donations they are struggling to find their way through the storage area so there will be plenty of books and magazines to tempt you.

**Card payment will be available if you run out of cash!!!!!!**

---

### What's On Where :- make a note in your diary!

I'm always looking for pieces to highlight Guild groups and classes.. If you have images of your work that you are prepared to share on Facebook or Instagram, please send a good JPG image to Jess Liddle.

**Contact Jessica Liddle [jhliddle@gmail.com](mailto:jhliddle@gmail.com) or 040027298**

Regional Get Together ~ Naracoorte—November 28th

Craft Alive—July 5th—7th 2024

SALA—Divergent Textiles—August 2024

The Embroiderers' Guild of South Australia—Diamond Jubilee ~ July 5th 2025

### Regional Get together 2024 ~ Gawler, Barossa and Riverland

Hello to all, our Gawler branch will be holding the next Regional get together and have saved the date for Tuesday 16<sup>th</sup> April at James Martin Village hall. More details will be emailed in the New Year.



# Embroiderers' Guild of South Australia Museum



## Exhibition

### "Hidden Treasures"

1 September 2023 – 31 March 2024

Do you recall the excitement of opening a parcel or present? Hopefully it will be a hidden treasure. Often the museum exhibitions are set around a theme, and many hidden treasures remain unseen in their storage box. This exhibition displays the complete contents of 3 storage boxes.

The 3 chosen boxes mainly contained hidden treasures from **Asia**, with others from **Greece and Eastern Europe**.



#### MUSEUM

OPEN: TUESDAY 10AM – 2PM

AT OTHER TIMES BY APPOINTMENT  
TO ARRANGE A TIME

PH: (08) 8234 1104

THE EMBROIDERERS' GUILD  
OF SOUTH AUSTRALIA INC

WEBSITE: [www.embguildsa.org.au](http://www.embguildsa.org.au)

ADDRESS: 16 HUGHES STREET  
MILE END 5031  
PH: (08) 8234 1104

EMAIL:  
[contact@embguildsa.org.au](mailto:contact@embguildsa.org.au)

GUILD OFFICE HOURS:  
MONDAY – FRIDAY 10 AM - 3 PM

Our whole collection can also be viewed at leisure from the comfort of your armchair on the museum website: [embroiderymuseum.org.au](http://embroiderymuseum.org.au)

The Embroiderers' Guild of South Australia Inc. Special Purpose Fund is a tax deductible fund listed on the register of Cultural Organisations under Subdivision 30-B of the Income Assessment Act 1997".



# **THE QUILTING ROOM**

## **ON THE ROAD AGAIN!**

### **5-DAY BUS TOUR INCL 2-DAY WORKSHOP**

**1st—5th May 2024**

**\$1,100**

Our boutique bus trip in September 2023 was so much fun, we are doing it again!

Join us for a 5-day quilting tour as we head to Millrose Cottage in Ballan, Victoria



Amitie Textiles 2023



Happy Hens 2023

## **Sunny Days in Daisy Town with Rachael Daisy**

**24" x 24"**

### **Your tour includes:**

- 2 day workshop with Rachael Daisy at Millrose Cottage, Ballan
  - Rachael Daisy trunk show.
- Private viewing of quilts from the Australian Quilt and Textile Collection.
  - Quilt shop hopping incl Gail's Emporium in Sebastapol
    - Shopping/sightseeing in Ballarat and Ballan
    - Accommodation at the Mercure Ballarat Hotel
      - Bus travel

**For more details and booking: [www.thequiltingroom.com.au/quilting-retreats](http://www.thequiltingroom.com.au/quilting-retreats)**

**Or contact Helen Campbell on 0411 417 087**



# Patchwork and Quilters Guild of Victoria Inc.

## Events of Interest

### AQA Australian Quilts in Public Places (AQIPP)

"Unfolding". Friday 10 to Friday 22 **November**. More information: [www.australianquiltersassociation](http://www.australianquiltersassociation)

Email: [judybell@bigpond.net](mailto:judybell@bigpond.net)

### Quilt Challenge: Our World Coming Together

The Lions Club of Quilters' global quilt challenge. Quilts to be 40 x 40 cm reflecting your country/ community. Quilts will become part of a permanent collection (they will not be returned to makers). Deadline for receiving quilts is 30 **November** 2023.

More information is available at:

<https://www.lcqv.com.au/internationalchallenge>

### AQC 2024 Challenge Entries Now Open



The theme for the 2024 AQC Challenge is Oh My Stars! The deadline is 9 **February 2024**. Size required is 90cm square. More information:

<https://aqc.com.au/enter-our-aqc-challenge-2/>


**GIPPSLAND  
ART GALLERY**

**ANNEMIEKE MEIN: A LIFE'S WORK—A RETROSPECTIVE**

**EXHIBITION OPENS  
2 MARCH 2024**  
**EXHIBITION ENDS  
26 MAY 2024**

*Gippsland Art Gallery is delighted to announce the much-anticipated Annemieke Mein retrospective exhibition, 'A Life's Work', will be staged at the Gallery from 2 March to 26 May, 2024. Coinciding with Annemieke's 80th birthday, this major retrospective will provide the most comprehensive survey of her work yet seen.*









# Welcome to Yazzii Craft Bags!

Hand Crafted And  
Fairly Traded

**CA305**  
Oval  
Sewing  
Box



**CA474**  
Yazzii Craft  
Box



**CA11**  
Petite  
Organizer  
XL



**CA570**  
Large Mat  
Carrier  
(18x24)



**CA880**  
Quilters  
Project Bag



**CA490**  
Project  
Pouch



Inspirational  
ideas for  
Yazzii Bags



 [sales@yazzii.com](mailto:sales@yazzii.com)  
 [www.yazzii.com](http://www.yazzii.com)

Designed in Australia  
Accessories not included