

## MELANN'S NEW 2024 BLOCK OF THE MONTH

"Contact Melann's on 8337 7548 for registration information"



## A Focus on Quilting



Hello Everyone,

A big thankyou to Chris O'Brien for filling in for me over the last couple of months while I was away, very much appreciated.

What another great issue of I-Patch again last month. Congratulations and thank you to the team for putting it together and thankyou to those of you who wrote an article or sent in a report from your group. Without you we don't have I-Patch so keep sending them to the team [ipatch.saquilters@gmail.com](mailto:ipatch.saquilters@gmail.com)

There are several exhibitions happening in the next weeks and details were in the last I-Patch and may well be in this issue as well. Lots for us all to see and do.

Our next major event is Country Forum which will happen on October 28 when members of our country groups come to the city for a fun day of sharing "quilty stuff". We hope everyone enjoys the programme the team have put together. Thanks to the Country Forum team for making it happen again this year. Next year will be Rural Roundup hosted by Barmera Lake Bonney Quilters, thankyou girls.

The last couple of workshops for 2023 will be happening in the next few weeks. It has been a very full programme this year and Ros already has some workshops booked for next year. Thanks to the Workshops Team.

News of the new category for Festival of Quilts 2024 was announced in the last I-Patch - "Red and White Quilts". I hope you are all thinking about it and planning to put in a quilt. It will be our 40<sup>th</sup> birthday next year which is ruby.

That's all from me for this month. It's lovely to be home and amongst all my tribe. Until next time

Stay safe and happy quilting

Heather Ford - President, SA Quilters

0432 483 263

[president.saquilters@gmail.com](mailto:president.saquilters@gmail.com)

### Welcome new members:

Sarah Porter and Barbara Dixon.

## Contents

Page	Content	Page	Content
Cover	Melann's New BOM 2024	12	Dare to Differ/Ardrossan Spring fair
2	Presidents Report; New Members	13-15	Birmingham 2023 Candy Walker
3	Upcoming November Meeting	16	Orange Tree Quilters December Meeting
3	Speed Dating With Rulers	17	Orange Tree Quilters Dilly Bag Mystery
4	Treasure Boxes	18	Patchwork & Quilters Vic Events of Interest
4	Appraisal Panel	19	Embroiderers Guild SA Christmas Market
5	Jemima Flendt's Trunk Show	20	Connecting Threads
6-7	Report on Quilt Encounter	21/22	Geltwood Festival/Workshops
7	Lyn's Final Clearance Sale	23	Gumtree Quilters Exhibition
8	Montage of QE participants	24	Sue Spargo's TINSEL
9	Jill Christian - Judging Quilts	25	Sew Focus Lucky Dip
10	Featured Quilter Judy Wiggins	26	Yazzii Sale
11	SA Quilters Meeting Notes	27	Knot Just Braids Exhibition

- Guild Meetings
- Quilt Shows
- Workshops
- Special Events
- Feature Articles
- Member information
- Latest News

**I-Patch** is a digital online newsletter for **SA Quilters** members which is sent out by email on or about the 15th of each month to members' email accounts.

### Communications Team:

Kathy Rossini  
Chris O'Brien  
Cindy Massey  
Jane Polden  
Ally Baum  
Rhoda Ryan

### Guild Patrons:

Her Excellency the Honourable Frances Adamson AC,  
Governor of South Australia and Mr Rod Buntin

### Important Links

#### I-Patch Editors

[ipatch.saquilters@gmail.com](mailto:ipatch.saquilters@gmail.com)

#### Guild Facebook

<https://www.facebook.com/>

#### Guild Website

[www.saquilters.org.au](http://www.saquilters.org.au)

#### Guild Web Manager

[saquilters@gmail.com](mailto:saquilters@gmail.com)

#### Snail Mail submissions:

Quilters' Guild of SA Inc  
PO Box 993, Kent Town SA 5071

To unsubscribe please email [saquilters@gmail.com](mailto:saquilters@gmail.com)



## SA QUILTERS - MONTHLY MEETING

Thursday, 2nd November 2023

Doors open at 7.15pm for an 8.00pm start

**Welcome address:** President, Heather Ford  
**Guest Speaker:** Bronwen Sayers  
**Shop:** Nay's Place – Naomi – Web Site: [Nay's Place](#)  
**Community Quilt:** McLaren Vale Patchworkers  
**Fat Quarter Raffle:** Yellow  
**Show and Tell:** Yellow or something with yellow

Library: Available for borrows and returns

**Kitchen open for tea and coffee. Please bring a clean cup.**



## TEA TREE GULLY QUILTERS BIGGEST MORNING TEA



Heather Ford presents  
**SPEED DATING WITH RULERS**



**Make yourself a cuppa and put your feet up to watch Heather Ford present  
"Speed Dating with Rulers".**

Heather goes through lots of options for making beautiful quilts with your rulers. This presentation was for the Tea Tree Gully Quilters Biggest Morning Tea.

The YouTube link is: <https://www.youtube.com/watch?v=xJnsLdBFcuo>

# SA Quilters supports Treasure Boxes



Each year SA Quilters choose a South Australian women's and children's charity to support. In 2023 we have chosen to support Treasure Boxes.

When poverty, homelessness and domestic violence create an uncertain, sometimes dangerous home environment, many South Australian families struggle to provide their kids with the essentials of life; bedding, clothes, toys, even regular meals.

From this troubling reality, Treasure Boxes came to be – a team of caring, like-minded people, dedicated to preventing hardship and trauma by providing kids in need with critical items many of us take for granted.

Treasure Boxes web site is <https://treasureboxes.org.au/>

Our generous SA Quilters members always rise to the task of helping others. This year goods will be thankfully received at the SA Quilters December meeting. You can find a full list on the Treasure Boxes donate page at <https://treasureboxes.org.au/donate-goods/>

Listed below are some of the goods currently needed to support women and children in need.

out of stock	running low
<b>change tables</b>	<b>single prams</b> 5 remaining in stock
<b>nappies</b> sizes 5 & 6	<b>baby monitors</b> 6 remaining in stock
<b>plastic food storage containers</b>	<b>bottle sterilisers</b> 4 remaining in stock
<b>lunch boxes and insulated bags</b>	<b>high chairs</b> 3 remaining in stock
<b>car restraints for newborns</b>	<b>nappies</b> sizes 1 & 4
<b>summer and winter pyjamas</b>	<b>sneakers</b> all sizes and genders
<b>Open: Monday - Friday 10am - 2pm</b>	<b>socks</b> all sizes and genders
<b>First Saturday of the month 9am - 12pm</b>	<b>toiletries</b> babies, kids & adults
<b>Warehouse 6, 1-5 De Laine Avenue,</b>	<b>toys &amp; board books</b> newborn to 1 year old
<b>Edwardstown SA</b>	<b>summer &amp; winter pyjamas</b> all sizes and genders
<b>*SAFETY NOTICE</b> please ensure that all items are less than 8 years old and in good condition. High chairs - 3 or 5 point harness. Change tables - 100mm high roll off at the top.	
<b>www.treasureboxes.org.au</b>	

Our generous SA Quilters members always rise to the task of helping others. This year goods will be thankfully received at the SA Quilters December meeting. Treasure Boxes would also be very grateful if members made carry bags which would hold the goods given to people in need. You can download the pattern for the Large Carry Bag designed by Heather Ford [here](#). Treasure Boxes web site is <https://treasureboxes.org.au/>

## APPRAISAL TEAM

Our final appraisal day for 2023 is Friday, 8th December and there are a few spaces left. If you would like a quilt appraised then please contact me at [appraisals.saquilters@gmail.com](mailto:appraisals.saquilters@gmail.com) for more information and an application form.

**Heather Ford**  
Appraisal Panel Team Leader

# JEMIMA FLENDT'S AMAZING TRUNK SHOW

**Jemima Flendt of 'Tied With A Ribbon'** was one of the first quilters I followed on Instagram. I was attracted to her use of bright colours, simple but effective shapes and handy tips for better quilting. Imagine how excited I was when I heard that she was coming to give a Trunk Show on the last night of Quilt Encounter. I was unable to attend Quilt Encounter this year, but nothing was going to get in my way of attending Jemima's Trunk Show at the Stamford Grand in Glenelg.



This was the first Trunk Show I have attended, and I didn't really know what to expect, but settled in to one of the few spare seats, at this very well attended event, excited about the upcoming talk. Jemima talked us through her quilting journey, interspersing stories of her family between displaying beautiful quilts.



Like many other quilters, Jemima has been influenced by her grandmothers. Jemima had a love of sewing and crochet from an early age and developed this passion further by becoming a Home Economics teacher, later creating her Tied With A Ribbon business.

Jemima has a love of equilateral triangles and has created beautiful quilts, such as the extremely popular Love Triangle quilt and End Game quilt, solely out of equilateral triangles. Jemima also has a love of applique and showed us a sample from her Sewing Quotes Mini Quilt range, 'Measure Once, Cuss Twice' and 'Just Sew Happy.' Jemima explained how her patterns for this range had alternative wording options, and the mini quilt size allowed creators to finish a great looking project quickly.



Jemima opened up to the group by describing her experience of publishing her first book. She spent many hours creating the book and collaborated closely with an American publisher, only to have unfortunate events play out at the time of publishing that left her exhausted, devastated, and vowing not to publish another book. Thankfully Jemima is resilient and has now published three books:

Weekend Quilting, Quilt Big, and the most recent, Quilt It, Crochet It. The recent book brings together Jemima's love of quilting and crochet. It offers the same pattern with a quilt option and a crochet option. If you are interested in these books, they are available in the SA Quilters library.

Personally, I have been in a recent quilting slump, with work, and my little guide dog puppy, sapping the life out of me, and unfortunately my sewing machine has been put away for a couple months. Sitting in the audience listening to Jemima's enthusiasm for our craft left me inspired to dust off the machine and move it back to its normal place on the living room table. I have taken inspiration from Jemima's use of colour and her process of finding a fun, large print fabric for the backing, and then pulling colours for the front from the colours used in the backing fabric. I was also drawn to how Jemima used bright coloured cottons to quilt some of her projects. The quilting was simple, but the coloured thread gave the quilt a special feature.



I am anxiously awaiting the release of Jemima's new quilt pattern, Denim Pockets Quilt, which we got a sneak preview of, and which looks amazing. Jemima has combined bright colours with a fun pattern, and it has got my quilting juices flowing. The pattern drops on October 13 and a quilt along starts near the end of October. You can follow her on Instagram, @tiedwitharibbon, for more info.

**Some podcasts that I have listened to that feature Jemima Flendt that you may find interesting are:**

[Quilt buzz Episode 076: Jemima of @tiedwitharibbon](#)

[Not your Granny's Quilt Show, Episode 65: Meet Jemima Flendt: Tied with a ribbon](#)


[From Craft to Career, Episode 92: Coaching follow up: Jemima of Tied with a ribbon](#)

By Alison Baum





# FEEDBACK ON QUILT ENCOUNTER 2023



The 31st annual Quilt Encounter was again held at the Stamford Grand Hotel in Glenelg from the 10<sup>th</sup> to 15<sup>th</sup> September. This is such a great location for our annual retreat with the spaces in the Conference area, the accommodation, accessibility to the Jetty Rd precinct and so close to the beach and jetty for our daily walks! Plus, the fabulous staff at the Grand are always available to help us out, every step of the way!

This year we had about 160 people in total – including participants, tutors and committee. The interstate contingent made up 42% of our participants and we had 32 “first-timers” to this nationally renowned quilting retreat.

Our tutors play such an important role for successful Quilt Encounters: our line-up this year was fabulous and we were able to present the program as listed in our brochure.

We were delighted to welcome Irene Blanck (VIC), Jill Christian (SA), Judy Coates-Perez (USA), Rachael Daisy (VIC), Rachelle Denny (SA), Jacky Eyre (SA), Jemima Flendt (WA), Pam Holland (SA), Christina Kazis and assistant Bernadette Spears (SA), Deborah Louie (NSW) and Mandy Murray (QLD). Their workshops provided a great mixture of various genres of quilting and were all very successful: we’ll be looking forward to some amazing “show & tell” at Quilt Encounter again next year!

The shops that joined us for our 31st Anniversary year both provided beautiful displays with plenty of choice for participants to purchase for their classes or to add to their “stash”! Huge thanks to Barb (and assistant Pat) from Jack ‘N’ Jayde’s (Rostrevor) and Carol & Liz from Strath Sewing & Quilting (Strathalbyn) – we hope you ladies enjoyed your time at the Grand too and know that your sponsorship and support is an integral part of QE and was greatly appreciated by everyone attending.

Christina from Melann’s once again was able to provide the Bernina hire machines for the interstate participants who are unable to bring their own. This support is also a big part of successful Quilt Encounters – especially appreciated by our interstate ladies.

Bernina Australia are also major sponsors of Quilt Encounter and have been an important part of our event for the entire 31 years. This year we had the pleasure of hosting Glyn Singleton, Managing Director of Bernina Australia, from Sydney at the Grand Hotel. Glyn joined us for our event dinner on Wednesday evening, where we enjoyed a delicious meal in the Grand Promenade Restaurant. Our Major Prizes and the Raffle quilt draw also take place at this time. Glyn also spent some time visiting classes and catching up with our tutors too. It was great that he was able to be in Adelaide at this time, to attend and see how this renowned Australian retreat “works”! Sincere thanks to Bernina Australia - they have been very loyal supporters of Quilt Encounter!

There are so many generous sponsors - they were all identified and thanked too for their continued support as many delighted ladies were the recipients of these prizes. Every participant receives an event “Goody Bag” and once again these were filled with various goods and discount vouchers etc. – always a nice surprise to see what is contained within this lovely bag! Quilt Encounter is known and appreciated by us all for the amazing sponsorship and support provided each year.

This year our charity fundraising was focused on the Riverland regions of Sth Australia – after some difficult times for so many businesses, families and properties due to the flooding of the River Murray in the past 12 months. Ski For Life is an organisation that runs a water-skiing event annually from Murray Bridge to Renmark to support Mental Health in these regions. They also work closely with a suicide support group in these areas too – local volunteers working in their local communities providing a valuable service in times of need. The Grand Hotel provide support to our fundraising efforts as well by providing a “High Tea for 6”, which we raffle to add to our Raffle Quilt proceeds. Figures are nearly finalized and we expect to have nearly \$2000 to donate to this great South Aussie organization.

**Continued on next page.**

Cindy and Jane introduced a new game at morning and afternoon tea time with "Ring Toss" – we had reindeer "horns" for anyone who was brave enough to wear them! The challenge was then to toss the plastic rings onto the horns – some were successful and scored a few nice little prizes along the way. The photos tell the story – and the fun!!

Kirsten, our Conference Organiser, at the Stamford Grand, provided great support as we worked through the planning again this year. We tried a different plan for the lunch with a "buffet style" menu and this worked well – we have received lots of positive feedback and with a little more "fine-tuning" this should work well for the future too. Huge thanks to Kirsten and all the amazing staff at the Stamford Grand Hotel – they do an enormous amount to ensure that Quilt Encounter runs smoothly – all very professional and attentive to our needs. It was again this year a "live-in" event and works very well in this way – having day participants creates considerable additional work for this volunteer committee. It is a very special time for the comradery and fun that we all share and enjoy –from the late-night sewing times, coffee/tea and food, plus learning some new techniques from great tutors and enjoying the wonderful location of the Stamford Grand Hotel in Glenelg. 🍷

We look forward to seeing lots of you return for the fun again in 2024 – the dates will be the 15<sup>th</sup> to the 20<sup>th</sup> September.

**The Quilt Encounter Committee.**

See the video on Youtube:

[https://www.youtube.com/watch?v=w\\_tAp9zd9\\_I](https://www.youtube.com/watch?v=w_tAp9zd9_I)

## LYN'S EXTENSIVE RANGE OF FABRIC BARGAINS

### FINAL CLEARANCE SALE

**Saturday 28<sup>th</sup> October 2023**

**12 Abbott Avenue, Morphett Vale**

**9am to 5pm**

### ITEMS FOR SALE

#### Fabrics

- Themes – Oriental, Children's, Christmas, Special interest, Novelty
- Designers - Michele Hill, Timeless Treasures William Morris, Robert Kaufmann, Riley Blake, French General, etc
- Textured fabrics - Minky, Candlewick, Fleecy
- General quilting fabrics
- Fat Quarters, Layer Cakes, remnants, scrap bags, "fussy cut" pieces
- PHD – Projects ½ Done including children's activity books & notions

#### Haberdashery

- Kits, patterns, quilting books, notions, trimmings

#### Accessories

- Rulers, scissors, cutters, pins, needles, threads

#### Other

- Cross stitch, Mill Hill glass beads, doilies, knitting needles, crochet hooks
- Novelty & designer tins

#### Equipment

- 1 Large "Easy Sew" machine carrier case with detachable ruler and project case
- Child's Quillow (needs binding).
- For fussy cutting: Template Graph paper, freezer paper etc.
- Some wadding.
- Collector's novelty tins







# Do Quilts need labels for competition?

I was recently asked the question as to whether quilts need a label and is there a hard and fast rule about whether a quilt without a label would be judged in quilt competition?

For competition, personally I would judge whatever is put before me, whether it has a label or no label, as long as it fits the criteria of the competition and or category, as set out by the competition organisers. Whether it has a label or not is of no significance to me as a judge.

However, competition organisers can state quilts without labels will not be judged. This is really to avoid any discrepancy as to the quilt's identity and or the identity of the quilt maker, and to be able to return the quilt to its rightful maker. It would be unfortunate for a prize-winning quilt to be credited to the wrong person.

Personally, I encourage any Quilter to develop a habit of putting labels on their quilts as part to their finishing process. Ideally it should be attached so that it is sewn into the binding, for permanence and security. (But any label is better than none at all).

At the very least, labels should contain the name of the Quilt (for identification purposes), the makers name and the year of completion. This means when we are long gone, or if our quilts change hands, this information is still with the quilt and not forgotten.

If others were involved in making the quilt, their names should be included. Eg. a Long Arm Quilter or if it was a group quilt, the group name and possibly members names who contributed. The year work on the quilt commenced may be added.

If the quilt is an original design this should be added. Otherwise, it is respectful to acknowledge the pattern source or designer, and if it was commenced during a workshop.

Further information such as for whom the quilt was made, why the quilt was made and a special message may be added.

Labels should include information about the materials and washing or care instructions.

Eg. 100% cotton fabrics with 100% cotton wadding

Gentle Machine wash

Dry flat in the shade

I often add : Use a Colour Catcher with the wash.

For competition, it should be the maker's responsibility to ensure the quilt has a label, and that the maker's name is covered, wherever it may appear on the quilt. A piece of fabric loosely stitched or tacked or pinned may be enough, or masking tape under this may be necessary to conceal the name. It is then up to the exhibition committee to check this is adequate at the time the quilt is handed in. The quilt receivers may ask the person handing in the quilt to do more. It is helpful to have materials available at this time, for them to use to cover the name and a space set aside for this.

So, to answer the question about is there a hard and fast rule about labels on quilts, there is none set by judges, but this can be stipulated by exhibition organisers for logistical reasons. And an informative label will add to a quilt's value.

**Jill Christian**

**Convenor, SA Quilters Judging Panel**



# Featured Quilter Judy Wiggins

## About Me

I have been sewing since I was 8 years old. My first machine was a toy sewing machine which I made my dolls clothes on.

During my senior years at school my favourite subject was Home Economics because of the dressmaking tuition. I could use "Big sewing machines" and so I was completely hooked!

When I was 13, Santa gave me a singer treadle machine, and so I then spent lots of time in my room making clothes and things.

Somewhere along the line I got my hands on a patchwork magazine and began to make a little hexagon quilt for my dolls crib. I still enjoyed my dolls as they inspired me to make little samples of designs for bigger clothing.

I am one of 8 children. I have 6 brothers and 1 sister all born and raised in the western suburbs of Adelaide. I grew up a bit of a 'Tomboy' as it was called then.

I was very accomplished in athletics and sewing at school and not much else;) My dreams as a child were to go to the Olympics and become a dressmaker. I did not achieve either of them, but I could run like the wind and no-one could catch me. An excellent skill to possess when you have 6 brothers to escape!

We had a large tree in our backyard where I made myself a retreat/fortress for me and my dolls to escape. Up in my tree I could see my mischievous brothers attempting to climb and sabotage my dolls. I was always ready for them though! The tree was an olive tree so naturally I always had plenty of ammunition to pelt them with and a water pistol at hand to give them a little wash. Little did I know back then, these bush survival skills were going to come in handy when I joined the Army as a Medic much later in life.

When I left home, I travelled within Australia for a few years before settling in WA and marrying. I have three children and 5 grandchildren. I continued to sew clothes and home furnishings whilst my children were young. I stopped sewing for a while as life was very busy.

In the early 80's I went to a market and fell in love with a quilt that was on show. I bought that quilt, and it inspired me to start sewing again, and I still have it.

Since then, I have been madly collecting fabric, books, patterns etc and making quilts for family, friends, and charity.

I have belonged to a few community quilt groups over the years, and I am currently a member of Chicago Quilters of Kilburn.

At one stage of my life, I had a dream of owning a quilting fabric store. My version of that dream became an online store where I sold handmade babies' clothes, home furnishings, fabric, and quilts. This style of business suited my lifestyle at the time, but I still imagined owning that fabric store.

Fast forward a few more years and life dealt me some health traumas that were to change my ideas and life plans. After a long rehabilitation period my darling husband Roy encouraged and supported me to learn how to Longarm Quilt. And so, in 2018 Oasis Quilting Services was born.

Roy and I both love the quilting business and really enjoy meeting people. It is so inspiring and a real privilege to see all the beautiful quilts that come in to our studio. To compliment a quiltmakers top by adding a unique beautiful pattern on it is an awesome process.

We also love to inspire others by sharing our quilting knowledge and skills and helping with advice regarding quilt construction.



**By Judy and Roy Wiggins**

**Cindy and Judy's October Video.**

<https://www.youtube.com/watch?v=2XMfkayW24U>



# SA Quilters Meeting Notes

Thursday  
5th October 2023


President, Heather Ford, welcomed 101 members and visitors to the October 2023 meeting.

## Sub-Committee Reports:

- Monique gave an update on Modern Mix and invited members to come along. Everyone welcome.
- June announced that there are 20 vacancies for Country Forum and invited members of city groups to join in the fun.
- Sue let us know that Comfort Quilts delivered 44 quilts to Coolock House which offers supported accommodation to young women up to 25 years of age. Sue also asked for anyone who can help sandwich tops to come along to a meeting.

## Melann's Sewing and Fabric Centre

was the shop at the meeting. Our sincere thanks to Christina for bringing along a large range of products and projects for our members to choose. Christina recently provided all the Bernina sewing machines for attendees at Quilt Encounter. Those machines are now offered for sale at a very special price - you can find all the information on Melann's web site at [Melann's](#).



Christina, Melann's owner

2024 Block of the Month

## SHOW AND TELL



Christine - thread painting



Jan - Sashiko bag



Shez - cat quilt



Sonia - Tilda swap

Jackie Harris was the guest speaker at the meeting - what fun. She coached everyone at the meeting through the intricacies of drawing a face and then challenged them to go home and make a fabric representation of their own face (a quilt). Some of the members of the Leadership Team had already taken up the challenge and showcased their effort. Jackie also showed us some of her beautiful quilts.



Ros, Shez, Denise, Wendy, Peg, Michael, Gaylene, Cindy and Jackie with their "face" quilts

# Dare to Differ September 2025



Dare to Differ is back September 2025. After a messy few years we are realigning

Dare to Differ to be a bi-annual contemporary art exhibition held every two years to allow quilt makers to contribute and showcase their talent in all exhibitions around Australia.

I would like to thank Suzanne Gummow and her dedicated team that have produced an exhibition of high standard to allow contemporary quilt makers around Australia to showcase their work.

Dare to Differ will be held in September 2025.

## Dates to look out for

### September 2024

Confirmation of venue

Conditions of entry will be published

### May 2025

Online Entries will be open

## So what is “Dare to Differ”?

Contemporary quilt makers are encouraged to extend their horizons, leaning more to the Visual Arts and “Dare to Differ”.

A definition of a quilt for this exhibition is that it must be predominantly fibre and be composed of a least two distinct layers, stitched together throughout the quilt. It must be innovative, original and of course meet the criteria of the title “Dare to Differ – 2025”.

The exhibition is open to **ALL** quilt makers within Australia.

Contact me if you need any more information regarding the exhibition.

**Sue Knuckey** Convenor of “Dare to Differ” **Email:** [daretodiffer.saquilters@gmail.com](mailto:daretodiffer.saquilters@gmail.com)

---

## ***SPRING CRAFT FAIR ARDROSSAN 2023***

The Spring Craft Fair was held on 16-17th September 2023 in Ardrossan to help celebrate the 150th Anniversary of the township of Ardrossan. A Committee of 5 people have been organising this event for the past 18 months and are pleased with the successful event.

10 stall holders displayed their wares and many sales were made. In the small hall there was a beautiful display of quilts, this was hosted by Julie Nixon of The Patchy Affair of Cunningham. There was a “Viewers Choice” award, many visitors made their selection of the best large quilt, small quilt and others and all 3 awards were given to Brenda Bowman of Ardrossan. It was a very difficult task to judge but the viewers made their choice.

The fair was attended by many locals, travellers and crafters. Ardrossan Men’s Shed held a display and also assisted with the setting up and clearing up after the event. Several Husbands also assisted and our thanks go to them.

All proceeds of this event were given to the “150th Anniversary Committee” which will in turn run a series of events leading up the actual Anniversary in October 2023, which will be a very big event.

Thank you to everyone

Sue Pike



# Birmingham 2023 by Candy Walker

With a Mediterranean cruise planned and Australia playing England for the Ashes, the dates aligned to offer a holiday bonus...the Birmingham Quilt show.

We arrived at the National Exhibition Centre (NEC) via Birmingham Airport International railway station. We did a fair bit of train travel and used 'Trainline app' and a 'travel together' discount card.

Logistics: The NEC site is vast but easy to walk. On arrival at the station, you access the NEC halls, various hotels, an adventure park, a lake, a resort style mall with some outlet shops, casino, cinema and lots of restaurants. For airport you use a two-minute monorail shuttle which plays delightful music to take away any stress you might be feeling...



On the airport side, there are some food convenience stores and a few more hotels.

We chose Novotel Birmingham Airport. With the shuttle across the road, had it been raining, we would have stayed dry.

The hotel is soundproof, it didn't feel like an airport. There was a tiny minibar fridge which was just enough to hold fruit & snacks to make porridge in a mug for breakfast with a croissant. We bought supplies each evening at the airport convenience store. This meant I didn't need to be up early or spend big on a rushed hotel breakfast.

Some hotels on the site are walking distance, others further away use shuttle buses.

Inside the NEC there are tunnels to walk and a travelator.

Heather stayed at the Moxy, Gina stayed at the Arden – ask them if you are planning a trip.

The carpark around the centre is huge. Some hotels and the carparks have shuttles but not very early, a hassle for volunteers. Staying offsite is an option but with high cost of daily train, travel time and/or carpark, onsite hotels good unless you really need to self-cater.

On the way in we could get a sandwich/drink/snack meal deal.

At the show itself I had a fabulous cheese & onion pie (very British) and the best scones with jam and clotted cream.

With ticketing, there were single tickets, two-day packages and deluxe package with tickets, catalogue, storage for your things, special area access for lunch, car park.

All the information is available if you sign up for emails and follow, the website.

There was a full programme of pre-show one and two-day classes. I chose 'Pojagi' with Maryse Allard from France as a quiet hand stitching day. Tucked away upstairs away from the show halls. I took a packed lunch & my flask. 10am-5pm it was a full day with a short break for lunch.

All activities (except product displays/demos by the retail exhibitors) were ticketed.

Daily program of Academy Talks and lectures as well as short workshops.

Evening presentation by special guest Angela Walters and a separate evening 20<sup>th</sup> birthday party.

The four-day event opened on Thursday with about 700 (?) quilts on display.

Quilt entries in 18 categories, 7 Artists with their Textile Galleries, International Quilt Museum and European Quilt Association (Flower Power challenge) displays, Quilters' Guild Museum Collection, SAQA, Fine Art Textiles award supported by the Surface Design Association (amazing).

Being the 20<sup>th</sup> birthday for the show, there was a very good retrospective section.

Quilts hang in categories. In the afternoon of the first day, winning quilts are then moved to a separate display. This means they are not with their peers, but you can easily navigate all the winning quilts in one place. A catalogue and show guide are vital to read about everything and plan.

Most interesting was a new 'sustainable' category, defined (in part) as a quilt that has been made with minimal negative impact on the environment.

Also 'Quilt Creations' defined (in part) as clothing, wearable art or three-dimensional pieces.

Unlike our special awards, quilts can be entered, aside from the normal category, for an 'overlay' award which means they are judged for the quilting on the piece. Hand, Machine, Longarm Quilting and Thread mastery. My favourite quilt won the hand quilting overlay award (TD18).

Special Features at the show included Creative Textiles studio, a daily program of artists demonstrating printing, collage, book-binding and similar techniques.

Graduate Showcase, city & Guilds Bursaries - small booths for each graduate showing their work. Young quilters drop in, Terrence Higgins Memorial Quilt,

Liberty display and Grace company come and try.

Retail area with all the usual sorts of quilt offerings. Three Australian businesses (that I saw). Dressmaking is popular, with fabric on the roll for sale and patterns with clothes, mostly easy fit linen & blends, made up to view.

The event is presented by Immediate Live and volunteers run the quilt show.

I volunteered for a two-hour session (white gloves) and was assigned the winners avenue.

I really enjoyed talking to people about the quilts and two hours was just right. If you sign up for two or more sessions, then you get free show entry. I had already bought my ticket package, but it was great to be part of the Facebook group, see a little of the show organisation and meet fellow quilters. We had access to the volunteers' room...with the cake! I was able to collect my catalogue and guide on day one even though my session was on day three.

The week before the show we had a zoom meeting to say hello, with a talk by one of the judges (I think they have about 20) about the judging process and judging in general.

In summary I took a day to wander around, with planned breaks at a morning (Ekta Kaul) and afternoon (Sarah Payne) talks. Two days to look at the quilts and galleries including volunteering and the evening talk. Final day doing four fun mini 1 hour or 90 minutes workshops – Atarashii, Machine Sew a Selfie, Wrapped Pebbles and Gelli plate printing.

As always at a quilt event there is plenty to see, do and learn and be inspired by. Birmingham did not disappoint.

**800 photos later.....**

### [Photos](#)

With so many quilts a favourite is a hard task, so much to like and admire.

#### **TD18 – Traditional by Gwenfai Rees Griffiths**

Inspired by a cut glass door panel. Cherrywood and Primrose Gradation fabrics.

I looked at this quilt over and over as I passed by.

I love the depth of Cherrywood fabrics, the background,

The quilting and the applique.



#### **TD 42 – Carved Fairy Tale by Elena Smychenko**

My quilt is my mothers wooden box with carved patterns, remembered from childhood.

Gray thread around floral patterns is dusty from time. Colour transitions like warm light from the childhood of the happies child in the world.

Traditional – First place, 54 entries

In the winners' area, this quilt had amazing, quilted detail, especially viewed from the back.



Although tonal the colour radiated and was quite beautiful in conjunction with the maker's story.

### ST 44 – Sustainable by Russell Barratt

'Oh my Giddy Aunt'

About giddy joy!

The sustainable category was so very interesting – with 90 entries!

The category requirements are very specific. Each time I looked at this one it did bring joy and a smile at the cleverness – maybe it was the yellow...



### MD 09 – Balance by Vendulka Battais

Own design inspired by an abstract painting.

Technique from online class with Sheila Frampton-Cooper

Modern – first place, I had a special interest in this category.

Photos to share with our SA Quilters modern group. 64 entries

British groups – a clever map presentation of where you will find local quilting communities in the British Isles.

Retrospective display:

Clock: Quilt creations category winner 2014, photo does not do this justice.



**Clock Quilt Creation Winner**



**09 Modern First Detail**



**Kumiko Frydi – Miniature category - winner 2014**



**Examples of Quilt Creations**



## Orange Tree Quilters

The Annual General Meeting of Orange Tree Quilters was held on Friday 8<sup>th</sup> September 2023 and a new committee was elected. The new committee is as follows:

President	Christa Mano ( <a href="mailto:christahome1@outlook.com">christahome1@outlook.com</a> or 0403 855 111)
Vice President	Joy Darby ( <a href="mailto:tothefarm@internode.on.net">tothefarm@internode.on.net</a> or 0408 534 241)
Secretary	Rosemary Francis
Treasurer	Margaret Heathcote
Database Manager	Pauline Kellaway ( <a href="mailto:p.kellaway@outlook.com.au">p.kellaway@outlook.com.au</a> or 0419 271 971)

Committee Members Kathy Johnson and Raelene Serrels

The new committee would like to acknowledge the expertise and hard work of all past members of Orange Tree Quilters and, in particular, the founding members whose vision and dedication to helping others in the community has seen OTQ donate many items to a range of charity organisations.

The next major event which Orange Tree Quilters will run is our Dilly Bag Mystery Quilt Day on 20<sup>th</sup> January 2024 at the Grange Uniting Church from 9am to 4.30pm. This is always a fun social day and we'd love you to join us – the booking form is here in I-Patch.

New members are always welcome to our sewing days at the West Torrens Library on the second and fourth Friday each month (except January) and we would appreciate any help with quilting.

**If you need any further information, please contact one of the above members of OTQ.**

---

### SA QUILTERS - MONTHLY MEETING

Thursday, 7th December 2023

Doors open at 7.15pm for an 8.00pm start

<b>Welcome address:</b>	President, Heather Ford
<b>Special Event:</b>	Christmas Celebration
<b>Shop:</b>	The Stitch Saloon – <b>Web Site:</b> The Stitch Saloon
<b>Community Raffle Quilt:</b>	McLaren Vale Patchworkers
<b>Fat Quarter Raffle:</b>	Christmas
<b>Show and Tell:</b>	Christmas Quilts

**Library: Available for borrows and returns**

**Kitchen open for tea and coffee. Please bring a clean cup.**







## Orange Tree Quilters

### Dilly Bag Mystery Quilt Workshop

Saturday 20 January 2024

9.00am to 4.30pm

Grange Uniting Church, -5 Beach Street, Grange, Adelaide SA 5022

**Cost: \$75.00 per person**

A non-refundable fee is **Payable by 7<sup>th</sup> January 2024** to secure your booking  
(if you are unable to attend you will still receive the kit)

Booking Form - (separate form for each attendee)	
I wish to book the Dilly Bag Mystery Quilt Workshop on Saturday 20 <sup>th</sup> January 2024	
Name:	
Address:	
	PC:
Home Phone:	
Mobile Phone:	
Email:	
I have paid \$75 by: (Bookings will be confirmed by email.) <input type="checkbox"/> cheque enclosed. <input type="checkbox"/> direct deposit into the OTQ Bank account <b>Receipt #:</b>	
<b>Direct Deposit banking details</b>	
Bank: BankSA BSB:	105-124
Account name:	Orange Tree Quilters
Account number:	049 041 840
Reference:	OTQMQ + Your Name

**Enquiries to:**

Margaret Heathcote  
Christa Mano

0411 157 539  
0403 855 111

[magheath@gmail.com](mailto:magheath@gmail.com)  
[christahome1@outlook.com](mailto:christahome1@outlook.com)

**Please return completed form and copy of Direct Debit payment details to**

**Treasurer, Orange Tree Quilters**

c/- Margaret Heathcote 13 Parsons St, Goodwood SA 5034  
email: [magheath@gmail.com](mailto:magheath@gmail.com)

# Patchworkers and Quilters Guild of Victoria Inc.

## Events of Interest

### Ozquilt Network Exhibition

“Art Quilt Australia 2023”

Friday 11 **August** to Sunday 12 **November**  
National Wool Museum, 26 Moorabool St, Geelong.

<https://www.ozquiltnetwork.org.au>

### Quilt Challenge: Our World Coming Together

The Lions Club of Quilters’ global quilt challenge.  
Quilts to be  
40 x 40 cm reflecting your country/ community.  
Quilts will become part of a permanent collection  
(they will not be returned to makers). Deadline for  
receiving quilts is 30 **November** 2023. More infor-  
mation is available at:

<https://www.lcqv.com.au/internationalchallenge>

### AQC 2024 Challenge Entries Now Open

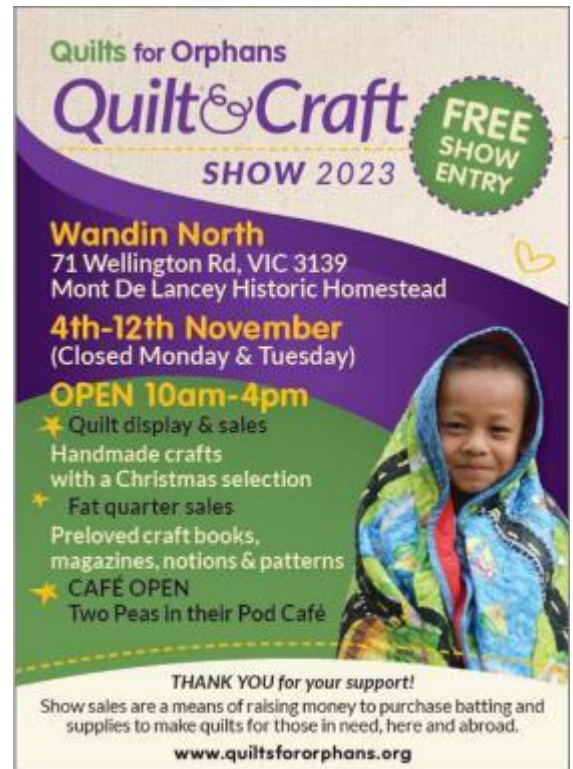
**The theme for the 2024 AQC Challenge** is ‘Oh My Stars!’

The deadline is 9 **February 2024**. Size required is 90cm  
square. More information:

<https://aqc.com.au/enter-our-aqc-challenge-2/>

### Phillip Island Patchworkers Annual Quilt Display

Saturday 3 to Tuesday 7 **November** (Cup weekend).  
10am to 4pm. Newhaven Hall, Phillip Island.



### AQA Australian Quilts in Public Places (AQIPP)

Friday 10 to Friday 22 **November**.

More information: [www.australianquiltersassociation](http://www.australianquiltersassociation)

Email: [judybell@bigpond.net](mailto:judybell@bigpond.net)

### To Wash or Not to Wash your fabric:

There is always a debate on whether or not to pre-wash your quilting fabric. I always pre-wash and believe it results in a better finished quilt. Here is a short piece with some valuable tips on pre-washing which may just make things easier for you to start the habit -

<https://frommycarolinahome.com/2018/01/22/a-brilliant-tip/>

Heather Ford  
President, [SA Quilters](#)



**The Embroiderers' Guild of South Australia Inc.**



## **CHRISTMAS MARKET**

**16 Hughes Street Mile End**

**Sunday 19<sup>th</sup> November 2023**

**10am – 3pm**



On the **trading table** we have lots of evenweave linen from 16 to 45 count – small and large quantities. Tea towel type linen suitable for surface stitches, fine cutwork linen, lugana, just to name a few. Bits and pieces as in zips, buckles, buttons, beads, knitting needles and crochet hooks. Frames and hoops – if you are after a roller type frame we have plenty of these.

Threads – from hand dyed to crewel wools, perle cottons, stranded cottons, silks and tapestry wools. There are also patterns and kits in surface stitchery and cross stitch.



For those who like surface stitches we have a lot of printed linens from cloths to pillow cases, table runners and small mats.



**The gift corner** has children's clothing from size 1 to 12 all made by Marione Mansfield. Pincushions, needlecases and scissor fobs made by Carol Young. Bags, containers for your thread ends, potholders and iPad bags made by Robyn Inverarity.

No doubt the Museum will let you know what they will have to tempt you.

The library has had so many donations they are struggling to find their way through the storage area so there will be plenty of books and magazines to tempt you.

Inspirations magazines \$5 each, Australian Smocking & Embroidery \$5 each.

Card payment will be available if you run out of cash!!!!!!

**EVERYBODY WELCOME**





# CONNECTING THREADS



An exhibition by Textile Artists, Mary Williams and Hazel Green

24 November - 17 December 2023

Inspired by Connection, Adelaide Hills Textile Artists Mary and Hazel respond to their observations of the natural and immediate environment in finely detailed art, stitched by hand or machine.

Each has evolved a distinctive palette of colour - vibrant or muted - with a strong emphasis on texture featuring eco-dyed and hand dyed fabric and threads.

Hughes Gallery, Fullarton Park Community Centre, 411 Fullarton Road, Fullarton

Gallery opening hours: Monday - Friday, 10am - 4pm; weekends and public holidays only available if artist is in attendance (please enquire beforehand for viewing times).

Hughes Gallery phone 8372 5180.



# Geltwood Festival

Get your craft on Millicent!

**20th-23rd of October 2023**

Fri 20th - Geltwood Opening Night 6pm @ Millicent Art Gallery. Exhibitions Sat/ Sun 9am-12pm

Sat 21st - Millicent Show Market held in conjunction with the Geltwood Festival 9-1pm @ the Millicent Showgrounds

Sat 21st -Easel Art opening 4pm @ the Domain.

Sat 21st -Twilight -Market Stalls, Kids Entertainment and Live Music - 4-9pm @ Rotunda Parklands

Sat 21st - Youth Advisory Council (YAC) Disco - 6-9pm @ Millicent RSL Hall

Sat 21st - Sun 22nd - Skatepark Leagues Skate Competition @ Millicent Skatepark 11-4pm Sat and 9.30am-11.30am Sun

Sun 22nd - National Trust Museum 10-4pm, IMAG Mural & Sculpture Walk 11am @ the Millicent Visitor Centre

Sun 22nd - IMAG wearable MET art display. 2-4pm @ Ants Redgum Gallery,

Mon 23rd-Geltwood Quilting Convention 9.30am-3pm @ Millicent Civic & Arts Centre

Quilting Displays & Craft workshops planned throughout the weekend.  
For workshop information & bookings please see website

[www.geltwoodfestival.com](http://www.geltwoodfestival.com)

For more Information visit

f @geltwoodfestival

Ⓜ [www.geltwoodfestival.com](http://www.geltwoodfestival.com)



**Full Programs**

Book Via Website:  
[www.geltwoodfestival.com](http://www.geltwoodfestival.com)



## GELTWOOD QUILT CONVENTION WORKSHOPS

The Geltwood Quilt Convention will be held on Monday, 23<sup>rd</sup> October 2023 in Millicent at the Civic and Arts Centre. Doors open at 9.30am for a 10.00am start. Come and join us for a fun day and catch up with old friends and make new ones. View the fabulous display of quilts both at the venue and the gallery next door. Listen to interesting guest speakers and enjoy some light entertainment. There will be four shops in attendance so an opportunity for some retail therapy. Cost is \$20 which includes morning and afternoon tea. **Don't forget your "Show and Tell".**

### Craft Workshops available

#### Carrier bag with Kerrie Hirst

21st /22nd of October 2023

Rendelsham Hall This 2 day workshop is \$50 per day,

Enquiries or to register interest contact Margaret Hamilton 0408815121. Numbers are limited so early registration is essential.



#### Jackie Morris, Sip and Paint Workshop

Come paint with me  
Donkey Oct 21st 1pm  
until 4 pm, nothing to  
bring I supply all art  
materials. 75.00 or book  
both for 140.00 . arrive  
15 minutes early to  
start, Children 13 to 16  
and over must be  
accompanied with a  
paying adult



#### Wall Hangings with Karen Duncan

The "Tree of Life" wallhanging is a 3 dimensional quilt to stitch and enjoy your creativity journey. Come along and use some of your stash while learning about colour, design/planning and breaking rules.

There will be a preparation requirement before the workshop, but this is to help get straight into the making of the project.



Come paint with me , Fairy  
Wren , Oct 22nd 10am until  
1pm, Nothing to bring , I  
supply all art materials,  
75.00 or book both for  
140.00 please arrive 15  
minutes early to start,  
children 13 to 16 must be  
accompanied with a paying  
adult



**Absolute beginners  
Welcome**

#### Wearable Art Fashion Parade

*Ants Redgum Gallery @ Millicent*

*Sunday 22nd October 2023 2PM-4PM*

Wearable Art Exhibition Ant Gallery, \$8 includes exhibition of Wearable Art garments, afternoon tea and runway video of Millicent Met event

#### Bookings here:

[https://www.eventbrite.com.au/e/geltwood-sip-and-paint-workshops-with-jacky-morris-tickets-703913021797?aff=oddtcreator&fbclid=IwAR14rpHPmc1GjfnZ\\_UwDYdoxt-Af6F7ScHJwVVVvCTMJkf4\\_UXMG6gxD3GY](https://www.eventbrite.com.au/e/geltwood-sip-and-paint-workshops-with-jacky-morris-tickets-703913021797?aff=oddtcreator&fbclid=IwAR14rpHPmc1GjfnZ_UwDYdoxt-Af6F7ScHJwVVVvCTMJkf4_UXMG6gxD3GY)



# **Bordertown Gum Tree Quilters**



**present their  
2023 Exhibition**

**Friday 20<sup>th</sup> October – 10am to 5pm  
Saturday 21<sup>st</sup> October – 10am to 5pm  
Sunday 22<sup>nd</sup> October – 10am to 4pm**

**Basketball Stadium  
Naracoorte Road, Bordertown**

**Official opening on Friday at 1pm by  
Mayor Liz Goossens**

**Traders from South Australia & Victoria  
Food & drinks available**

**Raffle - 1<sup>st</sup> Prize (Quilt) + 2<sup>nd</sup> & 3<sup>rd</sup> Prize**

**For further details please contact:**

**President - Pat Grocock 03 5393 9543  
Secretary - Beth Ortlepp 0408 849 545  
Assistant Sec. - Robyn Grocock 0408 812 172**



# THE QUILTING ROOM

Www.thequiltingroom.com.au Phone 0411 417 087

CHRISTMAS IS COMING! and so is.....



**11-Month BOM by Sue Spargo Commencing January 2024**

**\$35 Per month plus P&H**

Kit includes Tinsel pattern book, all hand dyed wool and cotton to make quilt as shown

Finished Size 20.5" x 23.5"

Please Note: Embellishment Thread Pack is required by each participant\* at additional cost of \$200 (payment options available)

**Registrations open now until 15th November**

\*per Sue Spargo





## Sew Focus Lucky dip is back with better discount vouchers!

Spend \$50 at Sew Focus and receive a fabric bundle for free which contains 2 x 25cm of contrasting fabrics plus a gift voucher valued at \$10-\$65.

You choose your fabric bundle and get a voucher to spend on your next visit.

Offer valid until 21<sup>st</sup> December 2023



Sew Focus has partnered with Back Packs 4 SA Kids and we are now a drop off location for donations.

Our sewing community can make inexpensive items from our fabric stash or left over scraps.

A page has been added to Sew Focus website dedicated to Back Packs 4 SA Kids with free projects to download.

More projects will be added as they are created plus we will have Charity Sewing Days. Our first charity day was a huge success with ladies making 50 Christmas Sacks, 10 Taggy Cubes and 70 Toiletry bags

Please visit [www.sewfocus.com.au](http://www.sewfocus.com.au) to see how you can help.





**HAND CRAFTED  
AND FAIRLY TRADED**



**CA370  
Quilt Block  
Showcase Bag**



**CA635  
100+ Ultimate  
Thread Organizer**

**CA555  
Iron Storage  
Case Large**



**CA371  
Quilt Block  
Carry Case**



**CA575  
Sewing  
Machine Mat**

**CA375  
Maxie Yazzii  
(3pc Bag)**



**CA625  
Thread  
Organizer**



**WELCOME  
TO YAZZII  
CRAFT BAGS**

Designed in Australia  
Accessories not included

✉ [sales@yazzii.com](mailto:sales@yazzii.com)  
🌐 [www.yazzii.com](http://www.yazzii.com)

📷 /yazziicraft 📘 /Yazziicraftbags 📌 /yazziicraftbags 📺 /yazziicraftbags





# Knot just Braids

Handspinners and Weavers Guild of SA



Image: Kumihimo Japanese Noren Door Curtain made of 100 Braids

## Knot just braids

Handspinners & Weavers Guild of SA.  
27 October - 18 November

Collaborative Kumihimo Braiding by the Handspinners & Weavers Guild of SA. Featuring: Loretta Archer, Bev Bills, Yvonne Boschiero, Jan Brown, Gai Butler, Mary Dodd, Robyn Elmslie, Anne Graebner, Fay Harding, Janet Maughan, Pat Michell, Wendy Ottaway, Sandra Tredwell, Helen Vonow, Val Watts, Elly Webb, Sandi Wecker, Helen Wells.

Exhibition Opening  
Friday 27 October  
Welcome at 6pm

Opening Speaker – Janet Maughan, Textile Scholar and Group Coordinator  
Gallery will be open 5:30-8pm  
Beverages kindly donated by Patritti Wines.

**PATRITTI**  
EST. 1928

Meet the artists at 1pm  
Saturday 4 November  
Sunday 12 November

A great opportunity to meet the artists in a relaxed and informal atmosphere.

Gallery M  
opening hours:

P: 8377  
2904



Proudly  
operated by the



Marion Cultural  
Centre,

We acknowledge that we  
meet

Mon to Sat: 10am - 4pm, Sun: 1 - 4pm E:  
gallerym@marion.sa.gov.au

Red House Group Inc. on

287 Diagonal  
Road,

and create on the  
traditional

Closed Public  
Holidays

W: gallerym.com.au

behalf of the City of Marion

Oaklands Park  
5046 SA

lands of the Kaurna people.

