



Pip Porter's quilt, *It's all Greek to me*, won the 3rd prize in the Use of Negative Space category at the 2023 QuiltCon, held this year in Atlanta, Georgia. QuiltCon, presented by the Modern Quilt Guild, is the largest modern quilting show of its kind. It is a 4 day event with thousands of attendees and hundreds of quilts.

Congratulations Pip on your prize winning quilt and thank you for the delightful talk, at the June meeting, on making the quilt and visiting QuiltCon.

- Guild Meetings
- Quilt Shows
- Workshops
- Special Events
- Feature Articles
- Member information
- Latest News

I-Patch is a digital online newsletter for **SA Quilters** members which is sent out by email on or about the 15th of each month to members' email accounts.

Communications Team:

Kathy Rossini
Chris O'Brien
Cindy Massey
Jane Polden
Ally Baum
Rhoda Ryan

Guild Patrons:

Her Excellency the Honourable Frances Adamson AC, Governor of South Australia and Mr Rod Buntin

Important Links

I-Patch Editors

ipatch.saquilters@gmail.com

Guild Facebook

<https://www.facebook.com/>

Guild Website

www.saquilters.org.au

Guild Web Manager

saquilters@gmail.com

Snail Mail submissions:

Quilters' Guild of SA Inc
PO Box 993, Kent Town SA

To unsubscribe please email
saquilters@gmail.com



Hello Everyone,

My goodness another month has flown by since I penned my last piece for I-Patch.

FESTIVAL OF QUILTS

Thank you to those of you who entered quilts in the upcoming Festival of Quilts. It will be a fantastic show. Put the dates in your diary - Thursday night SAQ meeting on July 6 will be the announcement of the winners and presentation of prizes, so we hope to see lots of you there. Then Friday July 7 to Sunday July 9 will be the show. 9.30am to 4pm daily at the showgrounds. Further along in I-Patch you will find details of how to purchase a discount entry ticket to the show, for SA Quilters individual members.

SECOND CHANCES

Second Chances is a Family Support Organisation which works with families whose lives are affected by a parent [or parents] being imprisoned. The number of children and adolescents in their care exceeds 4,000, heading to 5000.

Products needed are: Feminine hygiene products, Toiletries, Haircare, School Stationery, Lunch Boxes, Drink Bottles.....New products please.

It has been brought to my attention that Second Chances is in desperate need of support and I wonder if we could all purchase a few of the items during the month and bring them to the July meeting and then we will pass them on. Thank you.

Until next time


Stay safe and happy quilting

Heather

Heather Ford - President, SA Quilters

0432 483 263

president.saquilters@gmail.com



Pictures of 2022 Festival of Quilts Winners

*Above—Pieced and Applique Professional—
Afternoon Delight by Chris O'Brien*

*Left—Art Pictorial Professional—Snow
Country by Adriana Newton*

SA Quilters News and Information

SA QUILTERS - MONTHLY EVENING MEETING

Thursday, 6 July 2023

Doors open at 7.15pm for an 8.00pm start

In the main Burnside Community Centre Hall

Welcome address: President, Heather Ford
Guest Speaker: Festival of Quilts—Winners Announced & Prize Presentation
Shop: LoveLee Fabrics – **Web Site:** [LoveLee Fabrics](#)
Fat Quarter Raffle: Reproductions
Show and Tell: Amazing 2023 Festival of Quilts prize winning quilts
Library: Available for borrows and returns
Kitchen open for tea and coffee. Please bring a clean cup.

SA QUILTERS—A WARM WELCOME TO OUR NEWEST MEMBERS

Individuals:

Chris Adams
Vera Lloyd
Judy Cullen

Debbie Dawson
Arabella Wauchope
Elina Hypponen-Hedger

Irene Gall
Christine Martin
Karla Hitchcock

Group:

Melann's Fabrics

Contents

Page	Content	Page	Content
Cover	Pip Porter's QuiltCon Prize Winning Quilt	18	Port Lincoln Quilters
2	President's Message	19	SAQ Sit and Sew Meeting Guide
3	SAQ News and Information	20—27	SAQ Workshop News and Information
4—11	SAQ Festival of Quilts	28—29	SAQ Meeting Notes
12	Quilt Encounter 2023	30	SA Quilters Community Quilts
13—14	SA Quilters News	31	Quilters Strip Poker
15	SA Quilters Service Awards	32—35	Exhibition News and Classifieds
16—17	Cindy and Jane's Sewing Room Visits	36	Miscellaneous

What a fun experience it has been so far with the Bernina dealership! Melann's have learned so much about this wonderful brand since stocking it in August 2022.

We are delighted to announce the **Craft Alive** and *Quilt Encounter* Bernina Sponsorship where Melann's will be supplying up to 20x B325 hire models for sewists to enjoy.

*These models will be available for a discounted price after the events.

B570 QE \$5299



Bernina servicing

Steven Green, certified mechanical engineer, has been working at Melann's for 4 years as our reliable sewing machine technician. His attention to detail upholds the reputation of our service department and we are very lucky to have him. We are now capable of working on Bernina models and have access to all parts and service information.

Same Day Servicing

Please call the shop to arrange same day machine servicing. You can drop your machine off at 9-10am and have it back by the early afternoon.



Q series sit down
with **NEW**
hydraulic table

NOW
Available to
test drive at
Melann's

Hydraulic table **\$3299**
Q16 **\$9999**
Q20 **\$11499**

Bernina Kaffe Ltd Edition

in stock now! **B475QE \$3499**



Festival of Quilts



AWARDS CEREMONY

at SA Quilters Members' Meeting

Thursday 6 July 8pm

[See the unveiling of the Best of Show and Runner Up quilts](#)

DEMONSTRATIONS at the FESTIVAL OF QUILTS

Friday 7 July	11 am – 1 pm	Rulers, Storyboards by Heather Ford	Paper Piecing – Silk Ties by Kay Hammill
	1 pm – 3 pm	Scrappy Stars by Cindy Massey	Wool Felt embroidery by Jill Christian
Saturday 8 July	11 am – 1 pm	Scrappy Stars by Cindy Massey	Wool Felt Embroidery by Jill Christian
	1 pm – 3 pm	Quilting on a Domestic Machine by Ann Ewer	Kawandi Quilting by Jill Radcliffe
Sunday 9 July	11 am – 1 pm	Scrappy Stars by Cindy Massey	Paper Piecing – Silk Ties by Kay Hammill
	1 pm – 3 pm	Kawandi Quilting by Jill Radcliffe	Rulers, Storyboards by Heather Ford



Interstate Judge

Deborah Laurie

Our interstate Judge this year is Deborah Laurie. Deborah started patchwork classes in 2003 and in 2005 joined two groups as well as the NSW Guild.

The styles of quilts Deborah enjoys making are quite varied from American Civil War Reproductions to Modern quilts. Pieced quilts with strong colours and geometric designs are her favourite. In 2012, Deborah won the Best Use of Colour at the Sydney Quilt Show and has won a number of minor prizes for pieced quilts.

Deborah has volunteered for QuiltNSW in various roles and has served on the Exhibition Sub-Committee since 2010. In 2012, Deborah attended a 2 day Judging Workshop with a certified American Judge, hosted by Vic Quilters. In 2015 Deborah assisted with the set up the Judges Education Program for QuiltNSW and has been involved since that time.

Deborah has had the privilege of judging a number of local and state quilt shows including the Queensland Quilters Quilt Show in 2019, Australian Modern Quilt Show in 2015 and the Best of Australia quilt in 2017 and 2019.



Limited Warranty. See OLFA.com.jp for details.

**BEAUTIFUL
UNIQUENESS**

**JAPANESE
QUALITY**



THE WORLDS
**BEST
ROTARY
CUTTERS**

SUPPORTING

THE WORLDS
**BEST
QUILTING
GUILDS**

Available at all good Quilting retailers.

Distributed by **sequenceRokset-**
CONSOLIDATED

sequencerokset.com.au



7-9 July 2023
Adelaide Showground
In association with CraftAlive



Festival of Quilts


SA Quilters Modern Mix Group is very happy to be sharing more of their creations with you again this year at the Festival of Quilts.

The theme is "**Lettering on Quilts**".

You will be able to view our group quilt "**Improv Alphabet**" produced by Modern Mix members after a workshop on Improv lettering by Lara Motta and Pip Porter. Our quilt is very different but was inspired by the QuiltCon 2022 quilt "Unscripted".



make MODERN
by quilters for quilters



Our group quilt will be surrounded by members' mini quilts with lettering as the theme. Group members were challenged to make a mini quilt with lettering - minimum of a single word in any technique that they would like to use. The group has used a pattern from Issue 25 of Make Modern magazine as an option or for inspiration for this challenge - come along and see what members have created.



BERNINA
made to create

QA
QUALITY ALWAYS

OLFA
Best made cutting tools in the world.®

Melann's
FABRICS & SEWING CENTRE
Established 1977



7-9 July 2023
Adelaide Showground
In association with CraftAlive

Festival of Quilts

Craft Alive ADELAIDE

PROUDLY PRESENTING



7 – 9 JULY 2023

ADELAIDE SHOWGROUNDS

AUSTRALIA'S LEADING CRAFT RETAILERS
CLASSES, DEMONSTRATION, MAKE & TAKE'S
KITS, SUPPLIES & EQUIPMENT
DAILY DOORS PRIZES

BUY TICKETS ONLINE
craftalive.com.au

BERNINA
made to create

OLFA
Best made cutting tools in the world.®



QA
QUALITY ALWAYS

Book your CraftAlive tickets now!

CraftAlive

Discounted rates for SAQ members, with a membership number:

General, Senior and Concession \$15/day

Book online and quote the code: **SAQ2023**

Tickets also available at the door at these rates. Membership card to be shown on entry for all SAQ members.

Click **here** to book: <https://www.craftalive.com.au/events/adelaide/>

Riverlea Special Exhibition of Japanese Manhole Covers quilts and the story behind them.



Lyn Uphill has been the quilt shop owner of Riverlea Quilts for the last 35 years. Lyn has also had a lifelong love of all things Japanese and started visiting Japan and bringing back fabric and new ideas for classes and workshops for the last 19 years.

A result of this interest, is that Riverlea Quilts has a very strong focus on Japanese Quilts with a large range of Japanese fabric sourced from Japan.

Lyn's classes demonstrate Japanese techniques and encourage creativity rather than reproduction of what other people have made. There are currently about 40 people who attend.

The exhibition at Festival of Quilts shares the story of manhole covers that are found on the roads all over Japan. Lyn noticed them in one of her first trips to Japan and thought they would be a wonderful idea for a quilt.


Lyn teaches a group of excited quilters who are keen to share at the Festival of Quilts just how creative Japanese Quilting can be.



MINIJUMBUK[®]

NU-WOOL

WADDING



A QUALITY FILLING MAKES A QUALITY QUILT

Nu-Wool wadding is soft and thick with an even texture, making it a great pleasure to work with.

A unique blend of 60% wool and 40% man-made fibre, specially treated with Hi-Loft process which increases loft and resilience, improves washability and reduces the possibility of any loose fibres. Nu-Wool has effective dust mites control and lasting freshness.

*Natural wool - Naturally safe & non-allergenic.
Made in Australia for over 30 years.*



For further enquiries
08 8349 0200 | reception@qualityalways.com

THE HOME OF AUSTRALIAN
QUALITY WOOL BEDDING



7-9 July 2023
Adelaide Showground
In association with CraftAlive

Festival of Quilts

Attention: All groups and individuals.

WE NEED BOOKSELLERS!

WE NEED TO SELL lots of tickets to justify Rachelle Denny's beautiful quilt being raffled for her favourite charity, Catherine House.

Not much time is left until the draw date of 3rd August.

Call Jan Goulter on 0438 811 684 to arrange to collect books,
OR pickup from SAQ meetings or Sit and Sew.

HELP US HELP THEM...0438 811 684.





SA QUILTERS
Festival of Quilts - 2023 Raffle

First Prize
"Nature's Paintbox"
Donated by
Rachelle Denny



TICKETS \$2.00
Proceeds supporting
Catherine House



Second Prize
Bernette 05 Series Crafter
Donated by
Bernina Australia

To be drawn at Burnside Community Centre at 8.00 pm on 3rd August 2023

CATHERINE HOUSE - Supports women experiencing homelessness

Catherine House provides crisis, longer term accommodation and support services to women experiencing homelessness in South Australia. As South Australia's only homelessness and recovery service for women, their work deals with the immediate issues created by homelessness and assists women in planning a future that helps them sustain housing and build purposeful lives.


Catherine House offers person centred support and Trauma-Informed care, focusing on clients' existing strengths and knowledge. They accommodate up to 54 women experiencing homelessness per night, and provide an outreach service to women living in the community.

To learn more about Catherine House, visit <https://catherinehouse.org.au/>

Quilt Encounter 2023

The Quilt Encounter team report that Registrations are coming in steadily and the first round closes on the 14 June. Quite a few workshops will need to be balloted by the look of numbers at the moment! Once the workshop allocations are completed we will then be sending out the confirmation, requirements sheets and deposit receipts before the end of July. Plenty of time to be organised for our wonderful week at the Stamford Grand Hotel in Glenelg from 10 September.

This year's lovely modern Raffle Quilt is being professionally quilted at the moment and hoping we are able to sell lots of tickets and raise some money for another South Australian organisation that needs our support, as we focus on our Riverland region this year."



TRUNK SHOW



Tied with a Ribbon

JEMIMA FLENDT

Email - tiedwitharibbon@gmail.com

Website - www.tiedwitharibbon.com

Instagram - [@tiedwitharibbon](https://www.instagram.com/tiedwitharibbon)

WHERE: Ballroom—Stamford Grand Hotel, Glenelg

WHEN: Friday, 15th September 2023

TIME: Doors open 6:45pm for 7:30pm start

COST: \$40 per ticket - includes tea/coffee and a chocolate

QUILTER - DESIGNER - CREATOR - AUTHOR - TEACHER

Jemima designs and creates Quilt, Sewing and Crochet Patterns for her label *Tied with a Ribbon*, specialising in modern, fun designs that pack a punch. She delivers helpful skills and tips so that even a beginner Quilter/sewer can feel confident in making their project.

She has written two books, *Weekend Quilting* and *Quilt Big* and has a third book on the way which includes crochet. She loves teaching quilting and sewing classes.

HOW TO PURCHASE A TICKET:

- At the monthly SA Quilters meetings
 - BY DIRECT DEPOSIT: Bank: BSB 105-051 Account Number: 207 144 540
 - Account Name: Quilters' Guild of SA Inc.
 - Reference: Member number or Name + TS23
- and email events.saquilters@gmail.com to advise that you have made your payment.

SA Quilters—News

Vale Roma Good

I'd like to acknowledge the recent passing of a much loved Life Member of SA Quilters, Roma Good. Roma joined the Quilters Guild in 1985 and was made a life member in 2004.

She was a member of the Quilt Encounter (QE) committee for 20 years and continued as a member of the Clayton's Committee when they relinquished the job of running QE ten years ago. She will be missed by many.

Heather Ford
President SA Quilters



The following are some words about Roma written by Lessa Siegele:

"Roma was a very dearly loved long time member of the Quilters Guild, joining in 1985. She was made a Life Member in 2004 for her work for the Guild. In particular she was a member of the QE committee that for 20 years ran the very successful live-in 5 day Quilt Camp. During this time this group of ten started fundraising activities and when they handed over the running of the camp, they continued to work together and renamed themselves the Clayton's Committee.

After now thirty years the group members have developed a very strong bond, and have continued to meet and pursue their fundraising. Roma thoroughly enjoyed coming to the quilt making workshops and would stand all day ironing and chatting to the quilters who attended. She made a significant contribution to the preparation for these days by counting thousands of fabric pieces for packaging in the quilt kits, and has continued to do this when she moved into care recently aged 94. There were frequent phone calls asking for more "homework". Workshops and sales of quilt kits have achieved donations of \$350,000 to Bedford and \$5,400 to the Guild's recent Biggest Morning Tea.

The group also makes quilts that are donated to various hospitals, and Roma has made many quilts for this program. As well as all the volunteer work Roma made lovely quilts in her 'signature' pretty floral fabrics. Her committee friends always looked forward to enjoying her butterfly cakes and chocolates for morning tea. She has been a wonderful inspiration to many. The Claytons committee girls in particular will really miss her."

Little Quilts for Kids



Fiona Gavens has created a website littlequiltsforkids.com with quilts designed for use by early childhood educators, therapists and hospitals. Quilts which stimulate and delight; are tactile and warm; provide a foundation for creative activities; and can give comfort to children.

These quilt designs are **free** for anyone to create, adapt, use and share as they wish, in the hope their benefits can be shared as widely as possible (Fiona chooses to donate her quilts to a variety of local organisations). The instructions are written for quilters with some experience and are a guide only, as anything and everything can be changed. This could be a great project for quilt groups as they don't take long to make and it would be fun to share different approaches. A new design will be posted every week so the possibilities are endless.

SA Quilters—News

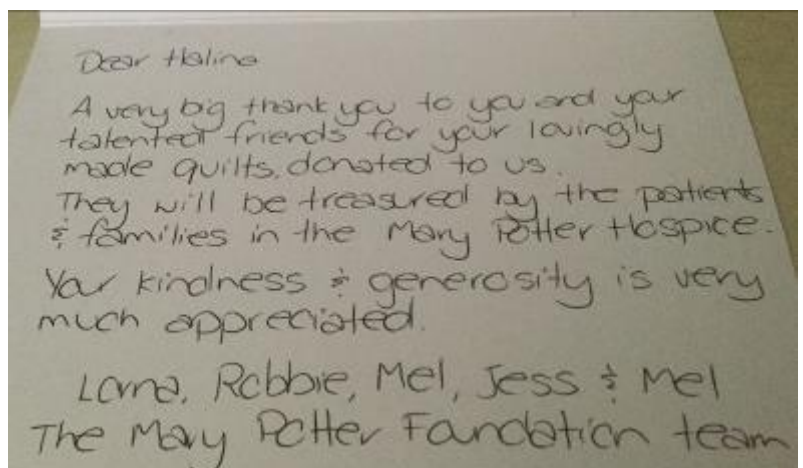
Biggest Morning Tea Donation to the Cancer Council



The amazing effort by so many who made the Biggest Morning Tea such a successful event was rewarded by SA Quilters being able to donate the proceeds to the Cancer Council SA at the June meeting. On behalf of SA Quilters, Cindy handed over a cheque in the sum of \$17,000 to Katie from the Cancer Council. Thank you to everyone who contributed to raising this substantial amount for such a worthy cause. You can view more of the Biggest Morning Tea highlights at the following link <https://www.saquilters.org.au/bmt/>

Log Cabin Angels Donation to Mary Potter Hospice

Recently the Log Cabin Angels gave a donation of quilts to Mary Potter Hospice. In return, they received a lovely hand written card saying “ Dear Halina, A very big thank you to you and your talented friends for your lovingly made quilts, donated to us. They will be treasured by the patients and families in the Mary Potter Hospice. Your kindness and generosity is very much appreciated. From, Lorna, Robbie, Mel, Jess and Mel, The Mary Potter Foundation Team



SA Quilters— Service Awards

Zara Zannettino was unable to attend the SA Quilters AGM in May therefore at the SA Quilters June meeting, Zara was recognised for her 5 years of service. Zara began her service to the Quilters Guild when she joined the Executive Committee in 2007 where she served for two years until 2009. She joined the Appraisal Panel in 2006 and served until 2012. More recently she joined the Dare to Differ team, retiring from this team last year following the 2022 exhibition.

Thank you, Zara for your service to SA Quilters.



Studio Art Quilt Associates, Inc. (SAQA) is a USA-based non-profit organization of over 4000 global members. SAQA's mission is to universally promote the art quilt as a fine art medium and promote the artists who create them. SAQA's core values are: excellence, innovation, integrity, and inclusion.

Over the past 30 years, SAQA has grown into a dynamic and active community of artists, curators, collectors, and art professionals located around the world.

With SAQA's exhibitions, resources, publications, and membership opportunities, SAQA seeks to increase the public's appreciation for the art quilt and to support their members in their artistic and professional growth.

Bringing decades of experience in textile art and non-profit organisations with them, five new board members have joined SAQA's Board of Directors in April 2023; Zara Zannettino, Susie Floyd Goodman, Melissa Wraalstad, Shin-hee Chin, and Michael McCormick.

Zara has been a biochemist, volunteer, and carer. Since 2005, her other roles have included art quilter, appraiser, tutor, Ozquilt Network committee member, art juror, and judge.

Zara creates textile art inspired by her nature photos that have a WOW factor—worthy of wonder. Since 2020, her art quilts have been accepted into national and international exhibitions for mixed media and textile art.

In 2021, she attended her first virtual SAQA conference, became a SAQA Juried Artist, and this year, also becomes a volunteer Co-Chair of the SAQA Special Events Committee (that plans annual virtual and in-person conference events).



SAQ Roving Reporters Cindy and Jane Drop In On Quilter Heather Thompson

My Years of Sewing

I was born in the 1950's, so am a Baby Boomer, and as such most Baby Boomers started learning to sew when they were quite young. I started learning to sew at a very young age at my grandmothers Singer hand sewing machine that her father bought for her at the age of 12 which was in 1903. This machine was passed on to my mother which she used rather than unpack her treadle sewing machine. Then when my mother passed away in 2021 it was then passed on to me. The machine is now 120 years old.

When I started working at the age of 17, I bought a cheap Singer machine which did me for a while, then in 1979 I brought a [Pfaff 1222 E](#) sewing machine which was top of the range at the time and was rated the top sewing machine in Choice Magazine. On this machine I made lots of clothes including my wedding dress and the bridesmaid dress which my sister wore.

In the early 80's I attended Marlestone TAFE part time over 4 years and did "Industrial Pattern Making for Women's Wear.". As I worked in the sewing industry, I made a lot of my half-scale patterns on this machine, for the course. I worked as a Training Officer at Bedford Industries teaching clients to sew on various industrial sewing machines.

I was married in 1985 and then shortly after we had our two sons Michael and Benjamin. Then I started sewing children's clothing from nightwear to stretch knit wear using an overlocker and many other clothes through the years as they were growing up.

In 2007 I started adult classes at Hamilton Secondary College to do Quilting. After the many things I had sewn in the past I had not done quilting. This was a new experience for me as the seams were ¼ inch and the cutting was different using a Rotary Cutter etc. but as it turned out I did quite well and won a prize at the end of the year for being top of the class. These classes I attended till 2016. During this time, I had made many projects not just quilts and eventually bought an Embroidery Machine after seeing the many beautiful projects in "*The Textile and Machine Embroidery Magazine*". I ventured into that area and mixed the quilting with machine embroidery. When my first grandchild Henry was coming, I made a machine embroidered quilt with appliquéd animals on. This quilt I entered in the Royal Adelaide Show in the machine embroidery section, and I won 2nd prize. For my next Grandchild Charlotte I also made an embroidered quilt which had stitchery designs and I incorporated the Fruit of the Spirit words, Love, Patience, Kindness etc on it. Now I am still sewing another granddaughter's quilt as Sophie was born last October and we had just moved house, so it took me awhile to



SAQ Roving Reporters Cindy and Jane

Drop In On Quilter Heather Thompson

find it in the packing. There are other quilts I have yet to find in the packing as there are a few quilt tops that are finished, and they are up to the quilting stage.

Over the years I have had a few sewing machines. My first sewing machine that was given to me in 1962 when I was six was a little Singer all metal sewing machine. This I still have in the box with the instruction booklet and I also have the docket for it which was bought in pounds and shillings. I have a Pfaff 1222 E which I still have, I then bought a Pfaff Grand Quilter which I bought the first year I was quilting. This is a great machine for piecing, I still have this machine also. I then ventured into the Janome machines but since have gone onto Bernina. I have a Bernina 700QE with embroidery module and a Bernina 435 which I take to Sit & Sew etc. I also have a Janome 500E machine which is an embroidery only machine, which I have used a lot. I also have a Janome air thread overlocker and a Janome Cover stitch machine which is used for finishing hems on stretch knit fabrics.

I have been fortunate over the years to have my grandmother and my mother guiding me with my sewing and



being told "If you do a job, you do it properly". Also, when I worked in the sewing industry, I made things for the Australian forces, and these had to be done very well so I got into a habit of checking my work all the time.

I hope in the years to come that I can introduce my grandchildren to sewing - especially quilting - and that they will take it on and love it as I have done over the years. They will find it rewarding and enjoying it and looking at the finished product and be pleased for what they have achieved.

Heather Thompson.

[CLICK HERE](#) to see Cindy and Jane's YouTube video of their visit with Heather.

News From Port Lincoln Quilters

Hello from Port Lincoln Quilters

Like all country guilds the year has started as busy as ever, we moved back into our newly renovated building (thanks to our local council for the renovations) and hit the ground running trying to economise our resources and make them fit back in. With smaller storage space you realise how much you have gathered since 1987.

Our first big workshop event in many years was conducted in March with Julie Haddrick joining us to give her amazing show and tell, to which the whole Port Lincoln community was invited and then she taught us to paint, draw and stitch on fabric with her Stitching Natures Watercolours. We all had so much fun and she really kick started our creativity again.

We have just held our Biggest Morning Tea with a display of different textile creations that our members made: quilts, beading, cross stitching, crocheting, eco dyeing, weaving and spinning . It made a great display for the local community to enjoy with a cuppa. We presented a quilt made for our secretary who has just recently undergone surgery for Parkinson's to wish her well for a speedy recovery.

We meet at the ArtEyre building on Mortlock Terrace on the first and third Saturday of each month, anyone travelling on Eyre Peninsula are most welcome.



Made from Julie Haddrick workshop

Nola Samuel

President Pt Lincoln Quilters Guild



Julie Haddrick's trunk show



Secretary, Di, receiving her quilt



Modern Mix SA

The **Modern Mix SA Quilters** is a gathering for quilters who are interested in finding out more about modern quilting. The group has been formed in 2021 to provide opportunities for exploring and learning new techniques. Members share ideas, information and their love of textiles. The sessions are a combination of members working on their own projects and trying out new techniques. Each month a challenge is offered up for those keen to be involved in that aspect of the group.



SAQ Sit and Sew Meetings Guide

Sew it's Wednesday - SA Quilters Group



Where: Vermont Uniting Church, 576 Cross Road, South Plympton

Date: Second and Fourth Wednesday of every month

Time: 10am to 3pm

Cost: \$10 for members, \$20 for affiliate members and \$30 for non-Guild members. BYO lunch and morning tea to share. Tea, coffee and milk will be provided.

Unplugged Stitchers (Hand Sewing) - SA Quilters Group

Where: Glandore Room, Vermont Uniting Church, 576 Cross Road, South Plympton

Date: First Wednesday of every month

Time: 10am to 3pm

Cost: \$10 for members, \$20 for affiliate members and \$30 for non members. Please pay in cash.

BYO lunch and morning tea to share. Tea, coffee and milk will be provided.

Please park in the car park but enter through the glass doors between the two buildings. Once inside please turn right as another group is using the main hall.



SA Quilters: Comfort Quilts

Where: Uniting Church, 266 Main Road, Blackwood

Date: First Saturday of every month

Time: 10am to 3pm

Cost: No cost

BYO lunch and morning tea to share. Tea, coffee and milk will be provided.

The location is at the roundabout. Entrance to the car park from Coromandel Parade



Saturday Stars - SA Quilters Group

Where: Vermont Uniting Church, 576 Cross Road, South Plympton

Date: Fourth Saturday of every month

Time: 10am to 3pm

Cost: \$10 for members, \$20 for affiliate members \$30 and for non-Guild members.

BYO lunch and morning tea to share. Tea, coffee and milk will be provided.



SAQ Workshop News and Information

Review of Suzanne Gummow's Flowers Always Workshop held on Saturday 13 and Saturday 20 May 2023

Another inspiring workshop for 2023 – Suzanne Gummow's Flowers Always workshop – Suzanne is a wonderful tutor and how lucky are we, another wonderful tutor from Adelaide. Thank you to all the students who enrolled in this fabulous Workshop. We had 4 ladies travelling from the Riverland to join us.

Suzanne's comprehensive preparation, and attention to detail in the handout preparation was outstanding.

Suzanne makes everyone feel immediately at ease during the workshop to ensure they are having an enjoyable experience - she handles every situation with ease.

The silence in the room apart from the hum of the machines and watching everyone sorting their fabrics gives you a pretty good indication that everyone was hard at work. Everyone listening intently to every explanation, hint, clue, and tip that Suzanne had to offer – and her continual encouragement to everyone to keep everyone on task and help them feel more at ease and confident with what they were doing.

Suzanne's interaction with the students is lovely to watch – she has a wonderful positive energy - everyone, I am sure, thoroughly enjoyed their 2 days.

Some of the positive feedback that was provided by the students included –

"Great, perfect"

"Great workshop – possibly next time 3 days – Tutor and Angels great – a really good workshop – this is my 3rd with the same tutor but always learn something new."

"Way out of my comfort zone but I have loved it – learnt lots of new techniques – great workshop angels we were all very spoilt"



SAQ Workshop News and Information

Review of Suzanne Gummow's Flowers Always Workshop held on Saturday 13 and Saturday 20 May 2023...(Continued)

"Absolutely fabulous – so inspiring – I would do another workshop with Suzanne Gummow"

"Very informative, well explained, covered lots of aspects"

"Learnt new techniques for collage quilting"

"Very interesting – took me way out of my comfort zone – I learnt a lot of new techniques"

"This workshop was great over two days – maybe even 3 would be useful to enable practise on sample rather than trying to achieve a certain project"

"Very comprehensive – fun – learnt different ways to finish/binding quilts – learnt some great hints for machine basics – tension and using different threads"

"Very informative and learnt new techniques"

Suzanne Gummow did a one-day workshop for us last year and this is when we decided that this year a 2 day workshop would be more beneficial – we were right – some felt 3 days would be better.

A big thank you to the wonderful Angels Jill, Jude, June, Sarah and Ros – who were at the workshops to provide the wonderful morning and afternoon tea and never-ending cups of tea and coffee.

Sarah came to the workshop with the ingredients to make her very tasty lemonade scones – what a treat they were – hot out of the oven with jam and cream.

I know I keep saying it but I am convinced people underestimate how valuable these workshops are - there is always something more to be learnt no matter how experienced you are – the bottom line is, you will never know until you give it a go – you really might surprise yourself.

If you haven't done a workshop yet – come and see what you are missing out on - you will not regret it.

By Ros Wyatt, Workshop Coordinator



SAQ Workshop News and Information

Up coming workshops for 2023 include:

Saturday 17 June – Chris O'Brien – Free motion quilting – Intermediate

Friday 4 and Saturday 5 August – Bronwyn Cant—How I tell a story within a Quilt—2 day workshop

Saturday 12 August— Sue Knuckey – Beginners Cot Quilt

Saturday 2 and Saturday 30 September – Sue Knuckey – Beginners Sampler— 2 day workshop

September – there are two workshops – these to be announced in due course – certainly will be ones to be excited about.

Saturday 14 October – Wendy Hunt – Needle Turn Applique

Saturday 11 November – Jill Radcliffe – Kawandi Quilting

Please do not be disappointed by missing out on one of these wonderful workshops – if you haven't tried a workshop before, now is the time. Please come along and learn something new, try something you have never done before, or simply come along and enjoy being with a group of likewise people doing what we all love – quilting.



Top left—A workshop in action

Top right—Chris O'Brien teaches the "Moving On—Free Motion Feathers and Ruler Work for Intermediate Quilters" workshop.

Left— Workshop angels, Jill, Ros and Kathy, make sure questions are answered, attendees are fed and the workshop runs smoothly,



MOVING ON - FREE MOTION FEATHERS AND RULER WORK FOR INTERMEDIATE QUILTERS with Chris O'Brien

WHERE: Vermont Uniting Church Hall
576 Cross Road, South Plympton

WHEN: Saturday, 17 June 2023

TIME: 9.30am to 4.00pm

COST: \$ 85 - SA Quilters members per session
\$105 - Affiliate Group members per session
\$125 - non-SA Quilters members per session

SA QUILTERS WORKSHOP CODE: CO3-23



Chris O'Brien



For those who have mastered the basics of free motion quilting, this class will encourage you to extend your quilting techniques.

Learn some simple feather alternatives and how to combine them to create unique designs.



Challenge yourself too to be creative with ruler work and some all over free motion quilting.

Go to the Workshops page on the SA Quilters web site For details on how to register including application form. Click on [Workshops](#).



HOW TO MAKE A STORY QUILT

with Bronwyn Cant

WHERE: Vermont Uniting Church Hall
576 Cross Road, South Plympton

WHEN: Friday, 4th August 2023 and
Saturday, 5th August 2023

TIME: 9.30am to 4.00pm

COST: \$ 85 - SA Quilters members per session
\$105 - Affiliate Group members per session
\$125 - non-SA Quilters members per session

SA QUILTERS WORKSHOP CODE: BC23



Bronwyn Cant



Do you have something to say? Want to make a comment about world events? Tell someone how much they mean to you? Or just have a little personal rant?

You can express yourself or tell a story with a quilt, and there are myriad ways to do it. Textile art, or art quilts can be a wonderful means of communicating to your chosen audience, and the best part is, as quilters, you already have the techniques. This workshop is designed to guide you through some possibilities and understand when you can throw out the quilting rulebook.

Practical, but freewheeling, we will make a background and begin to design and make our story quilts.



Bring your imagination with you and if you feel brave, leave your comfort zone at home.



Go to the Workshops page on the SA Quilters web site For details on how to register including application form. Click on [Workshops](#).



BEGINNER'S COT QUILT

with Sue Knuckey

WHERE: Vermont Uniting Church Hall
576 Cross Road, South Plympton

WHEN: Saturday, 12 August 2023

TIME: 9.30am to 4.00pm

COST: \$ 85 - SA Quilters members per session
\$105 - Affiliate Group members per session
\$125 - non-SA Quilters members per session



Sue Knuckey

SA QUILTERS WORKSHOP CODE: SK23



Baby Cot Quilt
Designed for Beginner's

This course is aimed at women attending pre-natal classes at the various hospitals, health clinics etc

The idea is they will make a cot quilt top and have it quilted by another quilter. The quilt top will be made with charm packs so no difficulty in choosing fabrics. The pattern will be a split 9 patch so easy piecing.

Cutters, mats, pins etc will be provided as they won't want to have to buy those in case they don't continue quilting.

They will need a sewing machine and have basic sewing skills. Borrow a machine from Mum, Gran, Aunty if they don't have one.

A fantastic project suitable for beginners to promote the art of quilt making.

Go to the Workshops page on the SA Quilters web site For details on how to register including application form. Click on [Workshops](#).

Workshops: <https://www.saquilters.org.au/>



BEGINNER'S SAMPLER QUILT

with Sue Knuckey

WHERE: Vermont Uniting Church Hall
576 Cross Road, South Plympton

WHEN: Saturday, 2 September 2023
Saturday, 30 September 2023

TIME: 9.30am to 4.00pm

COST: \$ 85 - SA Quilters members per session
\$105 - Affiliate Group members per session
\$125 - non-SA Quilters members per session



Sue Knuckey

SA QUILTERS WORKSHOP CODE: SK23-2



Choosing fabric for this Sampler Quilt will be easy as it is made using a Jelly Roll and Charm Pack, select your favourite colour pallet and you are ready to start.

In this two day workshop Sue will teach you lots of basic patchwork skills - choosing fabric combinations for the blocks, accurate cutting, machine piecing, appliqué and english paper piecing and how to put the top together. Then how to sandwich and pin the quilt, walking foot machine quilt it and bind it.

An all round set of skills to further your quilting journey with a bit of everything, a great beginners project.

There will be some home work to complete between the two classes.

A wonderful opportunity to learn the art of Quilting from a talented quilter.

Go to the Workshops page on the SA Quilters web site For details on how to register including application form. Click on [Workshops](#).

Workshops: <https://www.saquilters.org.au/>

SA NEEDLE TURN APPLIQUE with Wendy Hunt

WHERE: Vermont Uniting Church Hall
576 Cross Road, South Plympton

WHEN: Saturday, 14th October 2023
TIME: 9.30am to 4.00pm

COST: \$ 85 - SA Quilters members per session
\$105 - Affiliate Group members per session
\$125 - non-SA Quilters members per session

SA QUILTERS WORKSHOP CODE: WH-23



Wendy Hunt



Discover the art of needle turn applique in this exciting workshop.

Under the expert guidance of Wendy, you'll learn both invisible stitching and bold stitching techniques. Master the creation of bias stems, perfect circles, and even incorporate fussy cutting into your designs.

Workshop Highlights:

- **Invisible stitching:** Seamlessly blend fabric edges for a flawless finish.
- **Bold stitching:** Add charm and playfulness through decorative stitches.
- **Bias stems and perfect circles:** Create movement and dimension in your applique.
- **Fussy cutting:** Handpick specific motifs and patterns for captivating designs.

Project Focus:

Get hands-on with a table runner project, expertly combining all the techniques you'll learn. Take inspiration from the provided photograph as you bring your unique vision to life. The table runner will become a stunning centrepiece for your home.

Join us on this creative journey and let Wendy's expertise inspire you.

Don't miss out—reserve your spot today!

Go to the Workshops page on the SA Quilters web site For details on how to register including application form. Click on [Workshops](#).

SA Quilters Meeting Notes

Thursday
1 June 2023

President, Heather Ford, welcomed 99 members and guests to the SA Quilters June meeting.

Community Quilts:

- It was a special evening with quilts donated by Windmill Stitchers of Kaniva, Chicago Quilters, Anna Mizzi and many other members to the SA Quilters Community Quilt programs.

Sub-Committee Reports:

- Ann reminded everyone that the entries to Festival of Quilts closed on 2 June. It will be a fabulous show with some amazing quilts entered.
- Ros gave dates for upcoming workshops. You can find all the details on the SA Quilters web site, including application form at [SA Quilters Workshops](#).

Ann Shuttleworth won the door prize and President, Heather's, told us about handy numbered pins which was her tip for the month.

The theme for the evening was "Modern". Pip Porter was the guest speaker. Pip gave an animated talk about her recent trip to Quilt Con in Atlanta, Georgia where she was awarded third prize for her quilt, *Covid - It's all Greek to Me*. Pip also wore her Modern jacket for Show and Tell.



Pip Porter

SHOW AND TELL WAS MODERN



Lesley and Jill with their improv pieces



Jill and Monique with their modern cushion designs



Julie's quilt had been accepted into a previous Quilt Con



Cindy took inspiration from Candy's circle lessons



Maxine's quilt made for her granddaughter



Ally made a modern baby quilt



Hilary donated her kaleidoscope quilt to the Koala Sanctuary



Lesley showed her version of a Kawandi bag - Modandi



Raelene with shoppers



28 Judy and Pat

Cornerstone Creations

The shop at the meeting was Cornerstone Creations from Bordertown. Thanks to Judy for bringing some fantastic bargains, ably assisted on the night by Pat and Raelene. We appreciate the distance some of our shops travel to be with us and thanks to Judy for providing raffle prizes for the lucky winners. For more information and to browse, visit Jude's web site at [Cornerstone Creations](#).

SA Quilters Meeting Notes

Thursday
17 May 2023

President, Heather Ford, welcomed 48 members and guests to the final SA Quilters daytime meeting.

News from around the Groups:

- Northern Yorke Peninsula Quilt Exhibition, 17 to 21 May at the Moonta Town Hall.
- Port Elliot Patchworkers Biggest Morning Tea, Tuesday 23 May at the Port Elliot Institute Hall.
- Sew Together at Laura has a Botanical Masterclass, Superb Fairy Wren with Julie Haddrick. Four day workshop 30 June to 3 July.



The Unplugged Stitchers were guest presenters.

Jackie, Emilie, Jude, Tina, Gaylene, Gwen, Helen.

Sub-Committee Reports:

- Ann gave an update on the upcoming Festival of Quilts and encouraged members to buy tickets in the raffle and tickets online to the Festival.



Heather, Helen and Julie enjoyed the meeting.

Show and Tell

A wonderful display of quilts was presented by members for Show and Tell with new member, Debbie, receiving the

Joyce



Dorothy with her After Dark Group Quilt

Mardi made three quilts for Flinders Kids



Peg quilted a quilt for Comfort Quilts

Debbie with her first quilt - took 21 years



Kay made a quilt for Flinders Kids



Some of the goodies available at Rustic Charms

Rustic Charms Quilt Shop

The shop at the meeting was Rustic Charms from Kapunda. Deb had a fabulous range of goods to tempt shoppers and we thank her for providing raffle prizes for the lucky winners.



Deb Wilkie from Rustic Charms

SA Quilters—Community Quilts

The Windmill Stitchers were formed as an interest group with the Kaniva & District Learning Group in about 1999. What started out as a monthly session has become 3 times a month Sit n'Sew with an average of 6 ladies spending a day stitching or sewing either their own projects or making quilts for charity. The group has 13 financial members to date. The group is now auspiced by the Kaniva Neighbourhood House with a small committee to organize and manage the group's activities. We are thankful that we have access to a wonderful space each session and occasionally when we have a special project and we need extra space we are fortunate that there are a few of different venues we can use.

Kaniva is situated "just over the border" in Victoria and is known for Sheep Art and a beautifully painted silo and our name comes from the huge windmill you see as you drive into town. If you travel from Adelaide to Melbourne you will go through Kaniva. A great stopping place to rest, and check out the eateries and our art!

The Windmill Stitchers began their charity quilt making about 6 years ago when we became aware of the Very Snuggly Quilt (VSQ) program run by Vicquilters.. To be able to buy wadding and backing fabric, our biggest expense, every two years the Windmill Stitchers have a public challenge where those interested can purchase a 10" square of fabric and using whatever method they prefer (with some rules) they must make a 12.5" unfinished square which is suitable for a child. In 2022 we made three quilts using the blocks received, which have been gifted to Flinders Kids.

We have continued to make quilts for children and whilst it can be difficult to get them to Melbourne, we have been lucky to have people volunteer to make a drop off when they have traveled to the big smoke. Covid lockdowns impacted our time together but our members continued to sew at home with a couple of ladies providing challenges for us via email. Since February 2020 we have donated 155 quilts to VSQ. Unfortunately, since this donation and as the Royal Children's Hospital was closed to the public during lockdown, quilts were not being delivered, therefore a backlog has occurred and VSQ are not accepting quilts at the moment. What to do with our quilts which were piling up in our homes! SA Quilters and Flinders Kids came onto our radar. After reading Facebook posts from SA Quilters it was suggested that we make contact to see if our quilts were acceptable. Fortunately for all, 10 big bags with 86 quilts were delivered on Tuesday 30th May!

Already our ladies are busy at their machines creating more wonderful quilts for our next delivery!



Photo: 3 quilts made using a fabric challenge. Our president chose the purple 'circuit board' print and those that purchased the challenge had to make a 12.5" unfinished square. As you can see there were many different blocks received and they were made into 3 very different quilts.

Quilters Strip Poker

No! I-Patch isn't going risque! A few months ago, the Gawler Quilting Group posted photos of members playing "Strip Poker". Since then a lot of people have commented that they would like the instructions. Sonia Holton from the Gawler Quilting Group has provided the instructions below

Equipment

Sonia advised that you'll need to make the equipment. Print out the letters "C", "L", "R", "X" and a Star and stick them on blank dice (see photo below).

The Game

Strips of fabrics are used instead of poker chips. Players sit around a table and all players put 1 strip of fabric in the centre of the table. Players take turns clockwise rolling the die once for each turn. The letter that is rolled determines the action the player must take.

C = the player puts 1 fabric strip in the centre of the table

L = the player gives 1 fabric strip to the player on their left

R = the player gives 1 fabric strip to the player on their right

X = the player loses one turn

Star = the player takes all the strips in the centre of the table. All players then put 1 strip in the centre of the table to start again.

Play continues until the time is up and a bell is rung to notify the end of the game. The length of time that each round goes for is determined by the playing group before the start of the game.

The origin of the game is Quilters Unlimited in Virginia.



Blank die can be purchased through the internet

Exhibition News and Information

PORT ELLIOT PATCHWORKERS BIGGEST MORNING TEA - 23 MAY

Port Elliot Patchworkers (PEP) held its annual BMT on Tuesday, 23 May 2023. The venue was decorated with a small display of wall hangings and quilts, and our pop-up shop, Strathalbyn Sewing and Quilting provided a huge range of Sashiko items, books, kits, yarns, and numerous other goodies for sale. Entry fees and raffle sales on the day, raised \$1,000 for the McGrath Foundation.

Our guest speaker, Bronwyn Cant candidly spoke of her breast cancer journey with warmth and yes, humorous antidotes - a testament of her pragmatic nature, strength and positivity. She told us her personal story behind the "Self-portrait with Chemo (Therapy), means it's good for you" quilt which was made in the later stages of her recovery. A very powerful image – but she was worried it would scare small children!



Self portrait with Chemo



Bron Cant and Beryl Smith

The text on the quilt reads "I am not a victim of cancer, nor a brave warrior against cancer. I am just an ordinary person dealing with whatever life sends my way like every other ordinary person". Follow Bron's quilting stories at clothincommon.com.

PEP President, Beryl Smith, also presented a cheque for \$2,500 to Ian McFarlane, Fleurieu Cancer Support Foundation. This money was raised by selling raffle tickets and trading table sales at the PEP Biennial Quilt Exhibition held on 29 and 30 April. Three raffle prizes were offered and the lucky winners were: 1st Margaret Hurrell; 2nd Kay Calder and 3rd Janice (a friend of our PEP member, Daphne Walton).

The morning concluded with multiple raffle draws with many attendees going home with a range of lovely items made by PEP members, and donations by PennyLane Patchwork and Strath Sewing and Quilting. A big thank you to everyone that assisted and supported these worthy causes.



Heather Burns, Secretary and Ian McFarlane, Chairperson, Fleurieu Cancer Support Foundation.

Secretary

Port Elliot Patchworkers

Exhibition News and Information



BRIDGE PATCHES & QUILTERS

Wish to invite you to our Quilt Exhibition

“Emergence”

Friday 21st & Saturday 22nd July, 2023

10:00am till 4:00pm

John Dohler Hall, 31 Swanport Road

Murray Bridge, Sth Aust

Admission: Adults \$5.00, Children free

Quilt Raffle & Trading table

Shop: Watt Knots & Notions

Light Lunch & Refreshments available

(Sorry no card facilities)

Proceeds to:

Murray Bridge Soldiers Memorial Hospital Sunshiners, towards the cost of a
Sozo machine in Murray Bridge.

Challenge Quilt Competition

Emergence - what it means to you.

20" x 20" Challenge

Groups & Visitors Welcome

Enquiries: Sue 0410 968437, Erica 0432 351316

Exhibition News and Information

Embroiders' Guild Workshop—Stitch a Postcard/Bowl/Picture

3 day workshop with Kathryn Harmer Fox

Join International tutor, Kathryn Harmer Fox, for a 3 day workshop stitching your choice of either postcard, bowl set or A3 picture.

The A3's will be similar to her postcards. Over the 3 days master artistic machine embroidery over applique.

Choose from a selection of South African, Australian and New Zealand flora or fauna to sew a masterpiece.

Kit \$55.00 The class cost is the same for both members and non-members of the Embroiders' Guild of South Australia Inc.

Bookings close July 25. To book, visit the Embroiders' Guild of South Australia <https://embguildsa.org.au/class/stitch-a-postcard-bowl-picture/>



Classified Advertisements



Love Lee Fabric

Located in Mt. Barker, South Australia, Love Lee Fabric an online store, visitors are welcome by appointment. In store you will find the largest range of Kaffe Fassett Collective fabric in Australia, over 600 bolts are in stock as well as kits, Fat Quarter Bundles, Jelly Rolls, Layer Cakes and Charm Squares. Also to be found are a large range of fabric designed by Tula Pink, Tim Holtz, Anna Maria Horner, Sue Penn and so many more.



Love Lee Fabric
Leonie Dewick
43 Hurling Drive
Mount Barker SA 5251
loveleefabric.com.au
loveleefabric@gmail.com
0421 018099

Miscellaneous

There was a delicious spread of sweet and savoury treats available during the SA Quilters Biggest Morning Tea held in May. The offerings had been made or donated by the generous SA Quilters members. There were a lot of compliments made during the day, on how delicious the food was and therefore we have included the recipe for Florentine Slice made by Jill Christian.

Florentine Slice recipe from Jill Christian

Base Ingredients:

125 g butter (chopped)
200g dark chocolate (chopped)
1/2 cup caster sugar
2 eggs (beaten)
1 1/2 cups flour

Topping Ingredients:

80g butter
2/3 cup caster sugar
2 Tbsp golden syrup
2 Tbsp cream
100g flaked almonds
1/2 cup red glazed cherries (chopped)
2 cups cornflakes (lightly crushed)
100g dark chocolate melts (optional - for decoration)



Method :

Preheat oven to 180 C. Grease and line a 20 cm x 30 cm Lamington pan.

The Base :

Combine butter and chocolate in a medium pan and stir over low heat until chocolate is melted and the mixture is smooth. Remove from the heat and stir in sugar, eggs and flour. Spread mix evenly into prepared pan. Freeze while preparing topping

The Topping :

Combine butter, sugar, syrup and cream in a medium saucepan. Stir over low heat until sugar dissolved and the mix is smooth. Cook stirring for about 5 minutes, or until mix is thickened and becomes a light caramel colour. Remove from the heat. Work quickly, stirring in nuts, cherries and cornflakes. Mix well. With a spatular, spread the hot topping over the chilled base. Cook in the oven for about 25 minutes, or until lightly browned. Cool the slice in the pan. Melt the chocolate melts and drizzle over the slice.

Allow to set before cutting into squares.