

I-Patch

A Focus on Quilting



- Guild Meetings
- Quilt Shows
- Workshops
- Special Events
- Feature Articles
- Member information
- Latest News



Hello Everyone,

Another month has raced by since I last wrote to you and two very exciting things have happened. Pam Holland was announced as winner of the Rajah award at AQC in Brisbane a couple of weeks ago and Rachele Denny won the AQC challenge. Congratulations to them both. More details can be found further along in I-Patch.

NAME CHANGE - The Quilters' Guild of South Australia Incorporated, with an apostrophe after the s in Quilters, what a mouthful! The word Guild was used as far back as medieval times to describe an organisation like ours, with connotations of not being particularly modern or progressive.

Following a Quilt Australia conference a few years back, it was suggested that we, the states, all simplify our state guild names, as examples we have Quilt NSW, Victorian Quilters and Queensland Quilters.

In 2019, following a survey of members, it was decided to use the name SA Quilters as our digital name. We are now moving to register the business name SA Quilters to be used on a daily basis as the Guild trading name. Our incorporated name, bank accounts etc will remain the same, there will be no constitutional changes required. We will simply be known as SA Quilters, so all publicity will use this simplified more contemporary name. A new more modern logo will also be designed. A new quilt banner will be unveiled in 2024, in time for our 40th birthday celebrations. When considering a new banner, we spoke with a couple of our elder stateswomen who thought it was appropriate at this time to update and modernise our quilt banner.

ORPHAN BLOCKS - Thank you to those who have donated orphan blocks, we are still collecting them but I am happy to announce that we will be using the blocks to make a car quilt. Some of you will remember a car quilt was made years ago, and used as publicity for FoQ. We will be doing this again but also using it wherever and whenever we possibly can. This time it will be a simple rectangle, one size fits all, with a backing and minimal quilting and ties to attach it to a car. I am asking for volunteers to join a team to make the car quilt. I anticipate we will meet at the Vermont Church, probably once a month. Please contact me if you would be interested in helping with this project

SOUTHERN COMFORTERS - We are still in need of someone or a group to take over co-ordination of the Southern Comforters community quilt programme, a sub-committee supported by the Guild. Maybe you could spare a morning each month to help make quilts for charity. Unfortunately, if no one comes forward this group will have to close at the end of June. Please contact me if you are interested in helping out with this program

HAND SEWING SIT AND SEW - When pondering what other services the Guild could offer members, it was suggested a hand sewing sit and sew group might be of interest. This group would be for those who love hand work. It could be traditional hand piecing, EPP, applique - any method by hand, quilting, embroidery of any type. At this stage I am asking for expressions of interest and envisage the group will meet at Vermont Church bi-monthly. Please contact me if you are interested in joining this group.

I-Patch is a digital online newsletter for **Quilters' Guild of South Australia Inc** members which is sent out on or about the 15th of each month to members' email accounts.

Communications Team:

Kathy Rossini
Chris O'Brien
Cindy Massey
Jane Polden
Bron Atkinson

Guild Patrons:

Her Excellency the Honourable Frances Adamson AC,
Governor of South Australia and Mr Rod Buntin

Important Links

I-Patch Editors
ipatch.saquilters@gmail.com

Guild Facebook
<https://www.facebook.com/>

Guild Website
www.saquilters.org.au

Guild Web Manager
saquilters@gmail.com

Snail Mail submissions:
Quilters' Guild of SA Inc
PO Box 993, Kent Town SA 5071

To unsubscribe please email
saquilters@gmail.com

Cont.....

CHRISTMAS CHARITY - Our charity of choice for Christmas 2022 is Catherine House. We decided this year to support a charity for women. When I spoke to Amy the fundraising co-ordinator she was very excited to think we would support them this year. I asked what items they would require, apart from cash of course, and she said tote bags. The details and instructions for a simple tote bag are available in this issue of I-Patch and will be on the website if you would like to make some and we will collect them at the December meeting.

Until next time, Stay safe and happy quilting

Heather Ford — President

Ph: 0432 483 263 Email: president.saquilters@gmail.com

Service Awards for 2022

Anna Rackham and Leanne Wagner could not attend the AGM to receive their 5-year service award badge and certificate so they were presented at the June meeting. Joyce Chapman accepted on behalf of Leanne. We thank them both for five years of service to the Quilt Encounter committee.



Anna Rackham – has spent 5 years on the Quilt Encounter committee where she is the creative design expert. Anna arranges and orders the goody bags, assists with finance and supports the convenor when needed. She is hostess for the Tutors' day out when she acts as chauffeur and generally organises their day off. I note this year that Anna will be teaching a workshop as well. Thank you, Anna, for your service to the QE team. Anna receives a certificate and 5-year service badge

Leanne Wagner – has spent 5 years on the Quilt Encounter committee where she handled all the accommodation arrangements for Immanuel College, a huge task, and now liaises with the Stamford Grand Hotel to fill accommodation needs.

Leanne is registrar for check-in and assists with the financials and the Quilt Encounter database. In 2021 she became the go-to person for technical help with zoom classes, when they were held for the first time. Thank you Leanne for your service to the QE team. Leanne also receives a certificate and 5-year service badge.



QGSA Executive Committee 2022—2023

Cindy, Shez, Kathy, Julie, Peg, Michael, Ros, Keith, Jan, Jackie, Denise, Margaret, Gaylene, Heather

The I-Patch team welcomes news and information from our members and member groups. Please forward unformatted (yes, this is important!) text and photos to ipatch.saquilters@gmail.com

by the 10th of each month for inclusion in I-Patch



QUILTERS' GUILD OF SOUTH AUSTRALIA INC.

MONTHLY MEETING

Thursday, 7th July 2022

Doors open at 7.15pm for an 8.00pm start

Meeting to be held in the Burnside Community Hall

Welcome Address: Guild President, Heather Ford

Guest Speaker: Quilts for the community

Shop: Kornacraft

Website: <https://www.kornacraft.com.au/>

Group raffle quilt: Quilt Encounter raffle quilt

Fat Quarter Raffle: Blues

Show and Tell: Anything goes

Library: Available for borrowing and returns

Wearing a mask is optional — — — Kitchen now available — bring a clean mug or cup

Contents

Page	Content	Page	Content
1	Greetings from the President	11	Aldinga Quilters 30th birthday celebrations
2	Awards / Executive team photo	12	Modern Mix dates
3	Meeting date / Contents	13 — 15	Day meeting notes
4	Scam Alert / Diary dates	16	Burnside display / poem
5	Coromandel Valley Exh. / Festival of Quilts	17 — 19	Night meeting notes
6	Postcard Challenge	20 — 21	Tote bag for Catherine House
7	Rajah Award winner — Pam Holland	22	Salisbury Stitchers BMT
8	Jill Radcliffe — A Quilting Journey	23	News from Inman Quilters
9	Community News — Inman Valley	24 — 25	Workshop news
10	A quilt donation		

The I-Patch team welcomes news and information from our members and member groups.

Please forward unformatted (yes, this is important!) text and photos to:-

ipatch.saquilters@gmail.com by the 10th of each month for inclusion in I-Patch

SCAM Alert!

WATCH OUT FOR THE SCAMMERS!

Recent publicity has warned that there is increased activity from the scammers. It is important that our members are aware of what to look out for when receiving email, texts or phone calls that could be a scam.

When receiving any email always check the email address. It may look genuine but if not, it will usually have some characters and/or numbers added which will send a reply to a fake, non-traceable destination.

If you receive a message from anyone asking for money or personal information, for example a bank, always, **ALWAYS** find a phone number from an independent source and phone them to confirm their request.

If you receive a text message on your phone with an offer that seems too good to be true then it is probably not true. Do not respond by "pressing 1" or any other suggestion that may be made to you as this will redirect you to a place that is designed to rip you off.

From January to May 2022, over \$205 million dollars has been scammed from Australians who believed what they were being told through unsolicited emails, texts or phone calls.

Unfortunately, we live in an age where the scammers are sophisticated, unscrupulous and patient and modern technology allows them to appear genuine. And they are virtually untouchable through the shadowy branches of cyberspace.

Quilters' Guild of South Australia has established an email protocol you can trust using Gmail. The email addresses will be xxx.saquilters@gmail.com, the xxx being the relevant position, for example president.saquilters@gmail.com or membership.saquilters@gmail.com. The emails consist of only alpha characters and no numeric characters. Your I-Patch and group emails are sent from the master email address saquilters@gmail.com.

Always check that the email address is genuine. If you have any doubt whatsoever make that independent phone call to confirm. It could save you a mountain of anguish.

If you are the victim of a scam, you can report it to the Australian Competition and Consumer Commission on their web site at <https://www.scamwatch.gov.au/> where you will also find information about scams and how to avoid them.



4th August	Guild Evening meeting — Burnside Community Centre
17th August	Guild Day meeting — Burnside Community Centre
21st August	Modern Mix SA Quilters' meeting — Vermont
2nd to 25th September	Dare to Differ exhibition — Gallery M, Marion
18th to 24th September	Quilt Encounter — Stamford Grand Hotel, Glenelg
24th September	Trunk Show — Jen Kingwell — Stamford Grand Hotel, Glenelg

The I-Patch team welcomes news and information from our members and member groups. Please forward unformatted (yes, this is important!) text and photos to ipatch.saquilters@gmail.com

by the 10th of each month for inclusion in I-Patch

COROMANDEL VALLEY QUILTERS

will be holding their "We Are Makers" Exhibition 2020/2022
on the weekend of 10-11 September 2022
at the Coromandel Community Centre, Main Road, Coromandel Valley.

- ♦ The Exhibition will be opened by Michele Hill on Saturday morning.
- ♦ Raffle tickets for the "Winns Bakery" quilt made by 22 members of CVQ, using Jen Kingwell's "Baker's Dozen" pattern, will be on sale. The raffle will be drawn on Sunday afternoon.
- ♦ All day refreshments (including Devonshire Tea) will be served on the outdoor deck area overlooking the oval.
- ♦ There will be a handicraft table selling goods made by CVQ.
- ♦ There will be demonstrations of traditional and modern techniques, as well as other skills.
- ♦ Brenda Wade of Widebacks will bring her shop to the Exhibition.
- ♦ Proceeds from this Exhibition will support Coromandel Valley CFS and Backpacks 4 Kids.

Please come and get to know us as we finally have the opportunity to put our quilts on exhibition and show you what we in the Valley do well – we've waited a long time to do this.

Watch this space for further information.



Festival of Quilts 2023

"Done to Denim"

Date to be advised

Adelaide Showground

News update in case you missed last month's I-Patch

- The Festival of Quilts has been postponed until 2023.
- The new dates will be announced as soon as they are confirmed.
- Entries are still being accepted.
- We are collecting denim pockets for our Pocket Project display at Guild meetings.
- The President has put out a challenge to all members to make a denim postcard 6" x 4" (See next page for instructions.)
- Any queries may be directed to Convenor, Ann Ewer by email: fogconvenor.saquilters@gmail.com, or phone 0414 364 100.

Welcome To Our Newest Members

We'd like to extend a warm welcome to the newest members of
Quilters' Guild of South Australia. Looking forward to sharing quilty times with you.
Elizabeth Smith, Bronwyn Cant, Ally Baum

“DONE TO DENIM” POSTCARD CHALLENGE

The challenge is to make a postcard quilt made from denim.

- ♦ Minimum size is 6” x 4” and no larger than 4” x 8½”
- ♦ Any technique or medium
- ♦ Can be bound, bagged, raw edge zig zagged, blanket stitch or your choice
- ♦ Can be stiffened to post or soft to put in an envelope. One side must have an area to write a name and address and attach postage stamps.
- ♦ It could be card (manila folder works well or scrapbooking paper) or fabric.
- ♦ Please write your name on the back so they can be returned to you.

Will consist of three layers

- ♦ A decorative front
- ♦ A middle layer of stiffening or wadding of some sort or vilene
- ♦ A backing of card or fabric.

I quickly threw together the samples in a couple of hours, so they are not at all special. I am sure you can come up with a masterpiece.

Cheers

Heather

History of the fabric postcard with thanks to Joanne Dungleison of Queensland Quilters

They started to appear around the beginning of the 20th Century and were predominantly from printed silk designs which were then hand embroidered. They rose in popularity during WW1 & 2 and were sent to soldiers with words of encouragement. Even the soldiers made them and sent them to loved ones; these have become very collectable and valuable works of art and are of historical value.

Today's Postcard Fabric Art is so diverse that they have become quite an art form in themselves. They are very popular as themed swaps and challenges including on social media all over the world.



Rajah Award Winner 2022

Two years ago, as the then President of QGSA, I wrote a submission recommending Pam Holland for the Rajah Award. This award acknowledges an outstanding contribution to quilting in Australia, whether it be a contribution as a quilting teacher, designer, author, historian, guild worker, retailer or a combination of work across these areas. The award is named in tribute to the historic Rajah quilt made by convict women en route to Australia in 1841 and has been traditionally awarded each year at the Australasian Quilting Convention in Melbourne. Unfortunately, the 2020 and 2021 AQC events were cancelled due to the pandemic.

It was then with considerable pleasure that I was able to accept this honour on Pam's behalf at the Australasian Quilting Convention in Brisbane on the 28 May. After 2 COVID restricted years of being home, Pam left Australia just that week for a series of tours and quilting engagements.

Undoubtedly Pam would be the most recognised Australian quilter throughout the international quilting community. Through her teaching, her exhibition quilts, personal exhibitions, her social media accounts and her worldwide tours Pam has raised the profile of Australian quilting and Australian quilters in a most exemplary manner.

Pam is an award-winning quilter, designer, teacher, photographer, published author, judge, film maker and pattern and fabric designer. To date, she is the only Australian to have won Best of Show in Houston with her *1776: Heartache, Heritage and Happiness* quilt in 2003.

Pam is a unique Australian quilter in every regard and this acknowledgement of her talents, her experiences and the contributions that she has made to quilting and the quilt industry in both Australia and overseas is very much deserved.

At our June Guild meeting I was able to present Pam's husband, Keith, with Pam's glass trophy. Keith is a life member of QGSA, and the Guild's Treasurer.

Chris O'Brien



1776: Heartache, Heritage and Happiness





A Quilting Journey — Jill Radcliffe

I grew up in a large, loving family in Cheltenham in the late 50s. The day I was born my father, the local plumber, tooted the horn of his car all the way home from hospital to announce that finally a girl had arrived after 3 boys, and eventually 4 boys in total. Despite all those male influences it was my mother that has been the largest role model for me. She could sew, knit, crochet, make hats, do any craft and in later life paint, but she only ever made one quilt. She taught me from an early life to follow in her footsteps....except for the painting bit....(shudder)....I draw stick figures badly!

I went to quilting classes in my thirties at the Christies Beach Uniting church. We had to make a hand pieced sampler quilt, but when I got to the Le Moyne star the whole thing ended up being thrown into the cupboard. I'd decided that quilting wasn't quick enough to make and it was something I'd do when I was old. Besides, I was very busy bringing up my 3 children and working as a nurse. I didn't really have the time to add another craft to my considerable repertoire. I also knitted, crocheted, embroidered and sewed clothes for myself and my family.



I eventually became more interested in quilting from reading the Australian Patchwork & Quilting magazine (AP&Q). I was envious of all the talented quilters and their marvelous creations. About this time I joined my local quilt group, the Coromandel Valley Quilters, after going to one of their exhibitions. What an amazing, talented and generous group of women. I am blessed to be part of their group. I did finally finish that first quilt too.... 17 years later.

I also joined the Quilters' Guild of SA. Inspired by those around me I entered a quilt in the Festival of Quilts (FOQ) and was fortunate to win 3rd prize in my category. My quilt was also selected to be an exhibit at AQC the next year. Of course, I went to Melbourne to see it hanging there. What a thrill!

The next year at FOQ, I won Best Use of Colour with a quilt made of ties. The ties belonged to my sister in law's father who had sadly passed away. That recognition got an article written about me in AP&Q. How amazing to read about myself in a magazine that had helped start my quilting journey. I am continually inspired by the quilters that I come into contact with through the Guild and the obvious dedication to their craft.

Over the intervening years, my interests have evolved to Modern Quilting. I still love traditional quilts but it's the modern quilts that take my breath away. I'm a member of the Modern Mix branch of the Guild, which has opened my eyes and broadened my horizons beyond what I thought possible. Having ready access to the internet and all that it offers, has opened up myriad ways to learn new techniques, to learn about modern quilters and their craft and for the inspiration that comes from them. After nearly 45 years in nursing I am now looking forward to my retirement so I can take that next step towards developing my style and immersing myself into my craft.



Click here to see Jane and Cindy's visit with Jill.

<https://www.youtube.com/watch?v=zzTktNZC4gA>

COMMUNITY NEWS

Inman Valley Quilters support local young people and families through the Fleurieu Community Foundation.

The Fleurieu Community Foundation were very happy to receive a donation of \$1,100 from the Inman Valley Quilters in the last week. These funds have been allocated by the Foundation to support young people on the Fleurieu through the Back to School program.

Back to School is a national program that helps children and young people access quality educational experiences. This year alone this practical, positive program has helped 400 students on the Fleurieu to engage in learning and strengthen their educational outcomes.

The program provides \$50 digital gift vouchers to students who are in financial need with vouchers redeemable at Target, Kmart or local retailers. The vouchers can be used for items such as school uniforms, clothing, shoes, school bags and stationery – or anything that helps students feel ready to learn.

The Inman Valley Quilters raised these funds through a quilting raffle that was drawn at the end April. The Fleurieu Community Foundation then receipted the \$1,100 and used the donated funds to apply for \$1 for \$1 additional support through the Sidney Myer Foundation.

Once this application process works it's way through the assessment process the funds available for Back to School on the Fleurieu will be doubled to \$2,200 because of this donation. This simple financial contribution will therefore be converted into an additional 44 vouchers valued at \$50 each and be distributed to young families across the Fleurieu.

Every year we have the opportunity to raise additional funds to obtain extra vouchers to assist students in need. To do this the Fleurieu Community Foundation must raise funds from the community, which are then matched, to enable facilitate extra vouchers for our region.

The Fleurieu Community Foundation is enormously thankful for the contribution from Inman Valley Quilters. This means the value of their donation has been doubled and double the number of vouchers are available to support students on the Fleurieu.



Recent anecdotal feedback from families on the Fleurieu has included comments such as –

"With the cost of living going up so quickly our family has struggled. We are just super surprised that there are people in our community that actually care."

"My little girl started school this year, things have not been going too well for us and I was worried about how I was going to buy her school clothes. So when I was unexpectedly given a voucher I was beyond grateful."

The Back to School program is discrete, allowing the Fleurieu Community Foundation, to trust the school wellbeing staff to identify children and families in need of support without parents having to ask for help. Now in it's 11th year on the Fleurieu there has been more than \$140,000 distributed locally through the program.

Brad Butler, Fleurieu Community Foundation,
being presented the cheque by
Sue McKay, Inman Quilters

Permission to publish this article has been given
by Brad Butler, Fleurieu Community Foundation

Magnificent quilt donated for Kangaroo Island Beekeepers Association to help recover from bushfires

A magnificent quilt featuring honeybees and native Kangaroo Island plants will be raffled to help local beekeepers recover from the bushfires. The quilt was "pieced together with love in every stitch" by accomplished quilter Kaye Boulger from Clare in the Mid North of South Australia.

There were however lasting impacts, such as the loss of mature stands of sugar gums, including around near the Wooten farm where Kaye grew up visiting. Kaye may as well be a local, as she has been coming to KI since the age of 12 to visit her aunt Ivy Wooton, one of the last surviving Soldier Settlers. Kaye, like many with KI connections, watched with horror as the fires unfolded from December 2019 to January 2020.

The quilt is estimated to be worth about \$2000 and took Kaye six months to create. Kaye is a member of the Burra Quilters and has been making quilts since 1987. The quilt was designed by Michele Hill.

"Michele extensively researched breeds of flowers and wildlife that are now at risk of becoming extinct. Some of the plants featured in the quilt include the Wee Jasper Grevillia, Canberra Spider Orchid, Banksia Brownii, Bindoon Starbush and Velvet Wattle. The wildlife includes birds such as the endangered Black Glossy Cockatoo, Regent Honeyeater, Eastern Bristle-Bird and of course, the Kangaroo Island Ligurian Bee."

Handwritten underneath is: Pieced together with love in every stitch, 100 per cent cotton fabrics, wool wadding, wash as wool - Kaye Boulger, Clare, SA, 5433.

Text taken from an article written by Stan Gorton,
Journalist, The Islander



Kaye with her quilt

ALDINGA QUILTERS 30th BIRTHDAY CELEBRATIONS

On Tuesday 24th May around 30 past and present members of Aldinga Quilters along with guests from the SA Quilters' Guild met at the Old Institute Hall at Aldinga to celebrate 30 years of quilting, fellowship and fun. Combining the festivities with the Big Morning Tea the celebrations raised over \$350 for breast cancer research. A delicious shared morning tea was provided by members, there was a lovely display of members work, a Bring and Buy table and a wonderful table of raffle prizes - so many that no-one went home without a memento of the day. Meg Doe, current President, gave a small address detailing some of the many events that Aldinga Quilters have put on over the decades including quilt exhibitions, workshops, retreats and the making of hundreds of charity quilts.

Aldinga Quilters has come through the covid years in a healthy position and we all look forward to another wonderful 30 years. Meetings are held on the 2nd and 4th Tuesday of each month at the Old Institute Hall Old Coach Rd Aldinga (next to the Aldinga Hotel) at 10.00am. New members are very welcome. Please contact Jude McBain 0439 808 465 for more details or just turn up with your sewing!



Meg Doe, President, Elizabeth Grocke, raffle organizer and Hazel Taylor, Treasurer



Quilt display



Current members



Visiting Guild executive members with Meg—Cindy, Jane, Heather and Ros

Modern Mix SA Quilters



Modern Mix SA Quilters' Schedule

2022	Topic	Challenge or Activity
19th June	Picture card inspiration	<p>We will be talking about inspiration for designing your own unique pieces. Everyone will be given a picture card to 'inspire' them and use this image as a jumping off point to make a small, quilted piece.</p> <p>More details of fabric scraps to bring along provided closer to the date.</p> <p>Show and Tell</p>
17th July	Improv Alphabet	<p>Come along to chat improv alphabets, phrases and textile talking. Make an Alphabet block (Inspired activity – see QuiltCon 2022 “Unscripted” Group Bee quilt)</p> <p>More details of fabric scraps to bring along provided closer to the date.</p> <p>Show and tell</p>
21st August	Own project sewing	<p>Bring along your own current project to work on this month.</p> <p>Show and Tell</p>

- **Where:** The venue is the Vermont Uniting Church Hall, 576 Cross Road, South Plympton
- **Cost:** \$10 per meeting for Guild members and \$15 per meeting for affiliate and non-Guild Members
- BYO lunch. Tea, coffee and milk will be provided

For more information please email modern.saquilters@gmail.com

or phone 0421 506 776

www.saquilters.org.au/modern-mix-sa-quilters.htm

Guild Meeting Notes

by Bron Atkinson

Wednesday
18th May



Our President, Heather, welcomed a relatively small crowd of 46 people to our day meeting. After the usual house-keeping announcements, Ann Ewer, Festival of Quilts Convenor was invited to speak. A very important announcement was made. Festival of Quilts 2022 has been postponed until a later date because of clashes with other events in the eastern states, which meant there is not enough time for stall holders to arrive in Adelaide.


There are some positives, though. We now have more time to create our quilts for the exhibition, and we can continue to make denim postcards and pockets for display. Entries are very welcome and can be sent online. So let's make this an exhibition to remember and get the machines and hand sewing needles whirring.

We had a wonderful line-up of **speakers** to tell us their quilting stories. Five members brought along an early quilt and an award winning quilt to show and inspire. What a feast for our eyes!

Dianne Giles was the first member of her family to make quilts. Her flour bag quilt made many years ago is still in use and her husband wraps himself up in it. Her prize winning quilt was hand pieced applique and quilted on a domestic sewing machine. One depicted the Tokyo Subway. Dianne seems to have quite a collection of blue ribbons.




Marg Hobby was next and her first quilt was a sampler quilt made in a class with Kathy Horton. Marg has certainly come a long way with her quilting since that class and now tackles very complex designs.



Next was **Wendy Hunt**. In 1987 Wendy's first quilt was a puff quilt made using polyester filling. This has a frilled finish which was very ambitious for a first quilt, but it is testament to Wendy's quilt making skills. In 1992 while living in Kalgoorlie a Roberta Horton design of coffee cups was made and hand quilted. Another quilt that set Wendy off on her spot fabric collecting was *Everyday Best*, designed by Becky Goldsmith. Her prize winning quilt was *Nearly Insane*—a design with a wide variety of blocks, beautifully handled by Wendy.



Next on the stage was **Chris O'Brien**. In 1976 Chris made her first quilt — a pieced top with the cost of the fabric being \$6 per metre! In 1988 a polyester and cotton quilt in pink, green and white was made. So not a huge choice of fabrics in those days. Chris also showed a Missouri Star jelly roll quilt, and Laura Heine giraffe made in a Sue Knuckey workshop, as well as one of her vintage linens quilts, a prize winner. This latter quilt presented challenges as the linen was not square so quilting was a labour of love.



The last speaker in our line-up of talented quilters was **Heather Weatherald**, who was encouraged to exhibit her work from primary school age. Among the quilts that Heather had to show us were a sampler quilt (how many of us have made at least one of those?) an applique quilt, a pieced and appliquéd quilt, an teddy bear quilt made using bear making fabric, and the piece de resistance — a Baltimore quilt that took about five years to make. This had 3D flowers and deserved its blue ribbon.



The shop at the meeting was **The Patchy Affair**, owned by Julie Nixon, and situated near Ardrossan on Yorke Peninsula. We thank Julie and her helper for coming such a long way to show us her wares. The shop is open by appointment and groups are welcome. Julie has 1200 bolts of fabric as well as widebacks, and will soon offer Liberty cottons. Free shipping of parcels is available Australia wide. The pictured quilt was designed by Julie and patterns are selling in America. Thank you for bringing your shop and providing raffle prizes.

Julie drew the winning raffle tickets. There were 9 prizes and 8 prizes in the fat quarter raffle of batik fabrics. The lucky door prize was won by Sue Zilm. There were only two people for show and tell—Bron and Cindy. Cindy had some very interesting small modern challenge quilts and Bron had a quilt made in 1998 (Heather commented that the label lacked detail!) and a quilt made entirely of batik fabrics. Heather's tool tips were featured in the May meeting notes in the last issue of I-Patch.

In spite of the low numbers, we had a great meeting. See you next time!

Quilt Display at Burnside

SA Quilters has been invited to exhibit a display of quilts at the Burnside Community Centre throughout the month of June. Heather, Peg, Gaylene, Michael and Brenton set up the display which shows a range of our members' quilts for the enjoyment of the general public.



A Poem For Those Over 30

A computer was something on TV
From a science fiction show of note
A window was something you hated to clean
And ram was the cousin of a goat.

Meg was the name of my girlfriend
And gig was a job for the nights
Now they all mean different things
And that really mega bites.

An application was for employment
A program was a TV show
A curser used profanity
A keyboard was a piano.

Memory was something that you lost with age
A CD was a bank account
And if you had a 3 inch floppy
You hoped nobody found out.

Compress was something you did to the garbage
Not something you did to a file.
And if you unzipped anything in public
You'd be in jail for awhile.

Log on was adding wood to the fire
Hard drive was a long trip on the road
A mouse pad was where a mouse lived
And a back up happened to your commode.

Cut you did with a pocket knife.
Paste you did with glue
A web was a spider's home
And a virus was the flu.

I guess I'll stick to my pad and paper
And the memory in my head
I hear nobody's been killed in a computer crash
But when it happens, they'll wish they were dead.

Toni Kane

Guild Meeting Notes

by Bron Atkinson



Heather, our President, welcomed 100 people to our meeting, including some visitors. She mentioned some awards that were given at the May meeting, but there have been some photos taken since that time. Anna was given her award for service to Quilt Encounter, Christine for service to the Guild and Pat for her commitment to the Quilt Appraisal committee. Joyce accepted an award on behalf of Leanne.



Christine



Pat



Chris and Keith

There was a very exciting reveal about the Rajah Award which was announced in Brisbane at the Australasian Quilt Convention. This year it was announced that our esteemed member, Pam Holland, had been given the award for 2022. The trophy is made of glass so is a bit difficult to see in this image. Keith was very proud to accept on Pam's behalf. We congratulate Pam on her achievement. (See more about this on page 7.)



Also at the Convention, it was announced that Rachelle Denney had been awarded first place in the AQC 2022 Challenge **Going Green** with her quilt entitled **Harmony in Green**. Congratulations, Rachelle.



A third announcement made of an achievement was for Lyn Uppill, from Riverlea Quilts, who was our shop on the night. Lyn has won an award for Small Business of the Year along Unley Road. There are 450 businesses along this road so a wonderful achievement by Lyn. Congratulations, Lyn.

Lyn with her award

Notices


- * Heather announced that we are moving to register the name **SA Quilters** as the Guild's business trading name. This will bring us more in line with other state Guilds and be a more contemporary look. There will be no changes to the constitution required. There are plans to design a new logo and banner, hopefully in time for our 40th birthday celebrations in 2024.
- * **Orphan blocks** — these can still be donated for the project which is no longer a secret. A new car cover is being planned and Heather asked for volunteers to help put it together.
- * **Southern Comforters** — We still need an individual or group to take over co-ordination of this project before the end of June or it will not be able to continue. Contact Heather if this is something you would be interested in doing. Over the years many quilts made by the group and others have given much comfort to people in need.
- * **Hand Sewing Sit and Sew** — If you love hand work, you might be interested in joining a Hand Sewing Sit and Sew group, sponsored by the Guild. Techniques could include (but are not limited to) traditional hand piecing, English paper piecing, applique, hand quilting, embroidery for example. Heather is asking for expressions of interest and it is envisaged that the meetings would be held at the Vermont Church. Heather can be contacted at president.saquilters@gmail.com or by phone at 0432 483 263
- * **Christmas Charity** — Our charity of choice for Christmas 2022 is Catherine House. Tote bags have been requested and Heather has included instructions for making them in this issue if I-Patch.

GUEST SPEAKER—CHRISTINE BEARDSLEY

Christine was introduced by Cindy, and we are grateful that Christine was able to attend the meeting as she had been delayed twice by Covid. Christine is an art quilter who is acknowledged Australia-wide and along with Zara Zannettino was a finalist in Art Quilt Australia 2021.

Using Photoshop Elements software, Christine manipulates pixels in images until she is happy with her design and then turns these images into art quilts. This is a very time-consuming process and hours are spent until she is happy with the finished product that can be made into a quilt. Christine has taken online classes with Pixeladies, (<https://www.pixeladies.com/>) to learn techniques to use in her work.

Thank you, Christine, for an insight to another way of creating quilts. Some of her work can be seen below.



The I-Patch team welcomes news and information from our members and member groups. Please forward unformatted (yes, this is important!) text and photos to:-

ipatch.saquilters@gmail.com

by the 10th of each month for inclusion in I-Patch

SUB-COMMITTEE REPORTS

♦ LAUNCH OF QUILT ENCOUNTER 2022

Kerryn announced that the theme for the 30th Quilt Encounter to be held at the Stamford Grand Hotel in Glenelg in September is Diamonds and Pearls. The brochure which is now available reflect this theme in the colour of the cover, with a sparkle included for a bit of bling. Four Rajah winners will be among the tutors, three of whom are South Australian. The shops will be Riverlea Quilts and PennyLane Patchwork. Scholarship winners for 2022 are Michael Barton from Adelaide and Lesley Bray from Clare.

♦ FESTIVAL OF QUILTS

Ann explained why the date for Festival of Quilts has been deferred until 2023, but no definite date has yet been announced. We are encouraged to use the extra time to make quilts to be exhibited, and of course, make the denim pockets and the President's challenge of denim post cards.

♦ MODERN MIX GROUP

Monique encouraged members to join this group as they have lots of fun. Challenges are issued and some innovative quilts result. Some of these challenge quilts will be displayed at the exhibition to be held by Coromandel Valley Quilters in September 2022.

♦ WORKSHOPS

Ros mentioned that there are places in some upcoming workshops. Please see Workshop News pages for details.

SHOP

The shop of the night was Riverlea Quilts, and Lyn and her helpers showed some of the items for sale. Mention was made of the French General BOM, Jason Yenter fabrics, Sashiko panels and books, Jen Kingwell products and Yukata fabrics from Debbie Maddy. Lyn donated raffle prizes for which many thanks, and helped to draw the prize tickets.

SHOW AND TELL — art quilts



Ann



Candy



Maree



Emilie




Sonia

TOTE BAG FOR CATHERINE HOUSE

Catherine House would prefer tote bags 50cm (20") high x 40cm (16") wide. Slightly smaller or larger will be okay. I have chosen to box the bottom corner of the bags I make but did not piece in a gusset. They do not have to be lined and my handles do not have wadding in them. Pretty simple and quick to make. The recipients will be all ages.

The bags could be made from width of fabric pieces, or could be pieced using multiple fabrics. Use quilting cottons, furnishing fabric, what ever you can spare. They will no doubt be used as shopping bags.



1 Cutting the bag. I used width of fabric, so in some cases slightly larger than 20". Fold fabric in half, selvedges together and cut one piece 16" wide x WOF for the bag and a second 3" wide x WOF for the handles. Trim off a whisker at the fold to create two handles.

2 Make the bag. Stitch the side seams with the bag right sides together, I did 5/8th inch seams and zig zagged the edges together to add extra strength to the seam. About 3.5W and 3.5L for the zig zag.



3 Box both bottom corners. At one corner lay the side seam along the fold (or seam) at the bottom of the bag to create a triangle. Pin flat and measure to where it is 3" across, down from the point (less for a smaller bag) as indicated in the photo and draw a stitching line. Stitch on the line, trim the corner triangle away and zig zag the seam allowance. Repeat with the second corner.

4 The top of the bag. Fold the top of the bag over 1/2" and then 1/2" a second time. Raw edges/selvedges are now enclosed. Stitch along the bottom fold



<http://www.saquilters.org.au/community-quilting.htm>



5 Make the handles. Fold the handles in half right sides together and stitch a $\frac{1}{4}$ " seam. Turn right sides out, I use a bodkin or loop turner to do this. Press the handle along the length with the seam running down the centre on the back.

Top stitch along the length of the handle close to each edge and down the middle. The extra rows of stitching add strength to the handle. Repeat for both handles



6 Add handles to the bag

A Find the middle of the top of the bag and mark. Measure $2\frac{1}{2}$ " to 3" each side of the centre and mark. (For a smaller bag this measurement could be less). **B** Lay the handles on the right side of the bag, right side down, at the outer edge of the pinned mark, with the ends of the handle about half way between the row of stitching and the top edge of the bag.

A




B



Stitch the handles in place along the row of stitching, back stitching at each edge of the handle

Fold the handle up and stitch all the way around the top of the bag, double stitching across the handle for extra strength. Repeat for the other handle. The bag is now finished.



News from Salisbury Stitchers

Salisbury Stitchers held their Biggest Morning Tea on Saturday 4th June at the Salisbury Bowling Club. With a craft table loaded with items made by members well patronized and shoe box raffles plus our main fund raising raffle the event was a success with the amount raised in the region of \$3000.

Raffle prize winners were as follows:-

1st prize of bags — Rhiannon McLaren

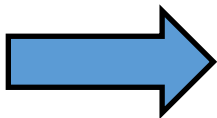
2nd prize of a quilt — Anne Glover

3rd prize of a pouffe — Tessa McArdle

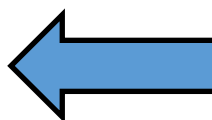
With lots of food and laughter a good time was had by all.

Sheila English
Secretary

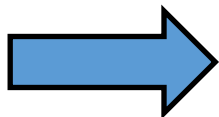
The happy crowd



The shoebox raffle table



Trading table



Salisbury Stitchers
Biggest Morning Tea

News From Woodpatch Quilters

Every 2 years the members of the Woodpatch Quilters based at Inverbrackie in the Adelaide Hills, showcase their work at an Exhibition held in Lobethal. A charity is chosen to be the recipient of a Quilt raffle with quilts made by the members and a goodie basket with prizes donated by the local Woodside community businesses.

Covid has caused the cancellation of the Exhibition in the past 2 years but as tickets in the raffle had already been sold, the members decided to go ahead with the raffle in aid of our chosen charity, THE MARY POTTER FOUNDATION. We sold as many tickets as possible and were delighted to raise \$2200 to be donated to this worthwhile institution.

We drew the raffle on Wednesday 18th May at the group meeting (instead of the 22nd as hoped at the Exhibition).

Winners were:

1st prize Margaret Fry, Lenswood

2nd prize D Staska, Woodside

3rd prize Sue Royal, Woodside

4th prize Annette Clarke, Woodside

Two of the thrilled prize winners were able to be presented with their quilts today.



Workshops



Blooming Delightful with Rachelle Denny

In this workshop Rachelle will teach you to make her fabulous award-winning “*Blooming Delightful*”- Runner up Best of Show - Festival of Quilts 2021. This is a happy quilt with options of a pieced background. It features a giant version of a Dresden Plate using Rachelle’s Ten Degree Wedge ruler. The centre is filled with beautiful blooms using Rachelle’s favourite turned edge appliqué technique. The quilt is made in quarters for ease of assembly. Choose your colour run of thirty six different fabrics or make it with a collection of scraps from your stash.

WHERE: Vermont Uniting Church Hall
576 Cross Road, South Plympton

WHEN: Friday 17th and Saturday 18th June 2022

TIME: 9.30am to 4.00pm

COST: \$160 (\$80 per day) Guild members
\$180 (\$90 per day) affiliate group members
and non-Guild members

WORKSHOP CODE: RD22

SPACES AVAILABLE —
contactworkshops.saquilters@gmail.com



Jill Christian - Embroidery on Felt and Denim

Learn how to use Embroidery to embellish felt applique shapes from samples pictured or your own shapes, on recycled denim. Use basic embroidery stitches in different ways to create different effects and learn some stitches you may not have tried before.

WHEN: Saturday, 2 July 2022

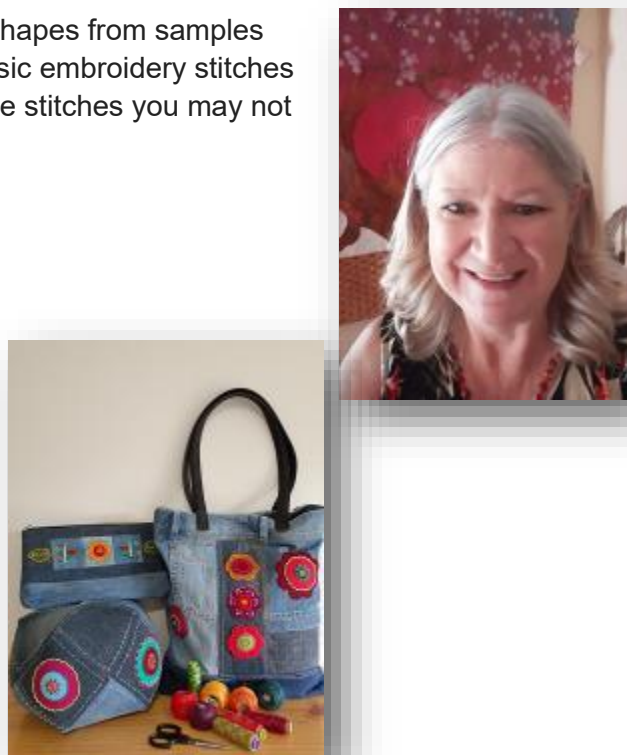
WHERE: Vermont Uniting Church Hall
576 Cross Road, South Plympton

TIME: 9.30am to 4.00pm

COST: \$80 Guild members
\$90 affiliate group members and
non-Guild members

WORKSHOP CODE: JC22

SPACES AVAILABLE —
contactworkshops.saquilters@gmail.com



Workshops



APPLIQUE WITH JEN KINGWELL

During this workshop you will be exploring applique techniques, tips and tricks that Jen uses in many of her finished projects. With a focus on unique designs to personalise your projects.

You will explore each step of the applique process and the different methods that can be applied. Bring along your own work in progress or start something new!



WHERE: Vermont Uniting Church Hall
576 Cross Road, South Plympton

WHEN: Friday, 16 September 2022

TIME: 9.30am to 4.00pm

COST: \$80 Guild members
\$90 affiliate group members and non-Guild members

WORKSHOP CODE: JK22b

SPACES AVAILABLE —
[contact workshops.sauilfers@gmail.com](mailto:workshops.sauilfers@gmail.com)



JEN
KINGWELL
DESIGNS

TRUNK SHOW

WHERE: Ballroom—Stamford Grand Hotel, Glenelg

WHEN: Saturday 24th September 2022

TIME: 6.45pm for 7.30pm start

COST: \$40 per ticket - includes tea/coffee and a sweet treat



NEWS FLASH - we won't miss out on seeing Jen Kingwell and hearing her story! The Jen Kingwell Trunk Show was postponed earlier this year— now all previous tickets have been changed to the new date.

If you are unable to attend on this new date please email workshops.sauilfers@gmail.com

to make arrangements for a refund - or with the name of a friend to whom you have kindly gifted your ticket.

HOW TO PURCHASE A TICKET:

- At the monthly Guild meetings (pay at the Treasurer's table and then take your receipt to Workshops to collect tickets)
- BY DIRECT DEPOSIT: Bank: BSB 105-051 Account Number: 207 144 540
 - Account Name: Quilters' Guild of SA Inc.
 - Reference: Member number + TS21
 - Email workshops.sauilfers@gmail.com to advise that you have made your payment.