

# I-Patch

## A Focus on Quilting



*Wishing You A Joyous Christmas,  
A Healthy And Happy New Year  
And Lots of Quilting Fun In 2022!*

### QUILTERS' GUILD OF SOUTH AUSTRALIA INC. MONTHLY GUILD MEETING

Thursday, 3 February 2022.

Doors open at 7:15pm for an 8:00pm start

Welcome Address:	Guild President, Heather Ford
Guest Speaker:	Gwen Moxham - Esteemed Rose Judge: <i>History of Roses</i> .
Shop:	The Quilting Room - Web Site: <a href="http://TheQuiltingRoom.com.au">The Quilting Room</a>
Community Quilt:	Festival of Quilts Raffle Quilt
Fat Quarter Raffle:	Modern
Show and Tell:	Rose Quilts
Library:	Available for RETURNS only - it's stock take time!
Kitchen:	No kitchen facilities available in the new venue (see over)

**EVERYBODY WELCOME!**

*It is a requirement that you wear a mask unless you have an authorized medical exemption.*



### Is Your Guild Membership About To Expire?

If you paid \$30 for six months membership in July this year, your membership fee of \$60 for the new Guild financial year, January to December 2022, is due by 1 January 2022.

<https://www.saquilters.org.au/individuals.htm>



- Guild Meetings
- Quilt Shows
- Workshops
- Special Events
- Feature Articles
- Member information
- Latest News

I-Patch is a digital online newsletter for Quilters' Guild of South Australia Inc members which is sent out on or about the 15th of each month to members' email accounts.

Your  
Communications  
Team:

Kathy Rossini  
Chris O'Brien  
Cindy Massey  
Jane Polden  
Bron Atkinson

### Important Links

I-Patch Editors  
[ipatch.saquilters@gmail.com](mailto:ipatch.saquilters@gmail.com)

Guild Facebook  
<https://www.facebook.com/>

Guild Website  
[www.saquilters.org.au](http://www.saquilters.org.au)

Guild Web Manager  
[saquilters@gmail.com](mailto:saquilters@gmail.com)

Snail Mail submissions:  
Quilters' Guild of SA Inc  
PO Box 993, Kent Town SA  
5071

To unsubscribe please email  
[saquilters@gmail.com](mailto:saquilters@gmail.com)



Late last month the Guild was notified that early in 2022 the Burnside Community Centre Hall is to be renovated, which meant we needed to find a **temporary** home for our Guild meetings. The Burnside Town Hall, a large and lovely hall, on the first floor above the Ballroom, facing Greenhill Road, has been made available to us. Yes, it is on the first floor, but there is **LIFT ACCESS** from the ground floor.



Our first 3 meetings for next year i.e. the night meeting on Thursday February 3, the Wednesday February 16 day meeting and the Thursday March 3 night meeting will now be held in the Town Hall. It is just a short walk from the car park to the entrance on the Portrush Road side of the building. We look forward to welcoming everyone back to Guild meetings in 2022, at this temporary venue. Here is a link to a power point presentation with a few photos to help guide you to the new temporary venue beginning in 2022.

Click [HERE](#) to view the YouTube video showing how to find the Burnside Town Hall for future meetings.

## Contents

Page		Page	Content
1	Seasons Greeting and Guild Meeting News	20	Adelaide Sewing Centre Advertisement
2	Special Announcement and Contents	21 - 22	Featured Quilter: Jan Murfitt
3	President's Welcome	23	News from the Inman Quilters
4—7	Guild News and Information	24	News from Yankalilla's Threads Quilting Group
8—13	Meeting Notes, November 17/December 2	25	Our History: 30 years of the Renmark P & Qs
14—15	Bernina Christmas Sale Information	26	News from the Burra Quilters
16 - 18	Workshop Information	27 - 28	Coromandel Valley Quilters Go Camping!
19	Jen Kingwell Trunk Show Advertisement	29 - 30	Exhibition News
		31	A Quilt Poem and Season's Greetings Message

# Greetings From The President



Hello Everyone,

I am very pleased to announce that Her Excellency the Honourable Frances Adamson AC, Governor of South Australia and Mr Rod Bunten have agreed to be joint patrons of the Quilters' Guild of SA Inc.

Covid-19 advice. Further to my President's piece in the last edition of I-Patch I would like to restate that the Guild's advice is to follow the Federal, State and Local Government directives. We recommend that groups appoint a member of their leadership team to do the on-line Covid Marshall training and that member will then be in a position to disseminate the advice as it comes to hand.

We had a very merry and bright Christmas meeting last week with the hall festively decorated and a visit from the man in red. A special thank you to Monique and husband Ian for all the time and effort put into the night and to all those who brought quilts etc. to decorate the hall. The Gawler Quilting Circle girls again excelled with biscuits & a gift and Chris brought mini bottles of sanitizer for everyone. The Ikea bags were filled to overflowing with toys for Backpacks for Kids and many Santa sacks and toiletry bags were donated. Thank you so much to all our generous members, you are awesome! They will make some children very happy this Christmas. Rachelle Denny told the story of Backpacks which I am sure was a surprise to many of us. The hat was passed around and \$1200-00 was collected, this figure has now grown to \$1,375-00, a huge thank you to everyone, no wonder we quilters are on the nice side of Santa's scale. The toys and money were delivered to Backpacks Tuesday after the Guild meeting.

Just a reminder that sit and sew days will resume on Wednesday February 9, 2022 and the Modern group will recommence in 2022 on Sunday January 16. Both meet at the Vermont Uniting Church, 10am to 3pm, \$10 for members and \$15 for affiliate and non-members and everyone is welcome.

Good news - the dates for the next Festival of Quilts have been announced, August 12 – 14, 2022. Ann will launch the theme at the February Guild meeting. With the holiday season upon us it will be a good time to get your entries started.

Cindy and I have just had a lovely visit to the Renmark Patchwork & Quilters for lunch and the launch of a book documenting the 30 year history of the group. Congratulations to them on their 30<sup>th</sup> anniversary and to Brenda Dowling for her work in researching and writing the book, a mammoth task. You will find a copy of the book in the Guild library when we return next year. Thank you to Denise Bihun, the President, for the invitation.

On reflection as 2021 draws to a close, it has been another topsy turvy year for us all. Thank you to everyone who has continued to appreciate and support the efforts of the Leadership team and all the sub-committees as they put in a huge amount of behind the scenes time and effort to keep our Guild running, vibrant and improving. Personally, from me a huge thank you to everyone for the support I have been given in the last eight months since taking on the role of President, it is much appreciated.

Wishing you and yours a Happy Christmas and a safe and Happy New Year from the Quilters' Guild of SA team.

Until next year, happy quilting.

Cheers

*Heather*

Heather Ford, President  
Quilters' Guild of South Australia Inc  
Email: [President](mailto:President@quiltersguildsa.com.au)



***President Heather presenting the \$1375 raised at our Thursday night Guild meeting to Rachael, founder of Backpacks 4 SA Kids.***



# Guild News And Information



## QUILTERS' GUILD OF SOUTH AUSTRALIA INC.

### QUARTERLY GUILD MEETING

**DAYTIME MEETING: Wednesday 16 February 2022**

**Doors open at 12.45pm for a 1.30pm start**

<b>Welcome Address:</b>	Guild President, Heather Ford
<b>Demonstration Meeting:</b>	Quilting Techniques:
	<i><b>Rulers...</b></i> Jane <i><b>Kawandi ...</b></i> Cindy
	<i><b>Hand.....</b></i> Tara <i><b>Feathers....</b></i> Chris
<b>Shop:</b>	Widebacks <b>Web Site:</b> <a href="http://Widebacks">Widebacks</a>
<b>Community Quilt:</b>	Port Elliot Raffle Quilt
<b>Fat Quarter Raffle:</b>	Plains
<b>Show and Tell:</b>	Quilting
<b>Library:</b>	Available for borrowing and returns
<b>Kitchen:</b>	No kitchen facilities available in the new venue

### EVERYBODY WELCOME!

***It is a requirement that you wear a mask unless you have an authorized medical exemption.***

## Bookends With Mike

Hi to All My Fellow Quilters,

In the new year Christine and I will be looking for a Guild member or two to help in the library on Guild nights and days to reshelve books, occasionally help on the laptop checking in or returning books, and be a wonderfully fun person in the library. If you think you would like to help a little then please contact me at a meeting or my Guild contact number. We may have a small roster of Santa's Little Library Helpers.

We will have the library open for December to return and checkout books but the library will be closed for January as there is no January meeting. May I ask that all books be returned in February at the day and night meetings so that we can do a stocktake/inventory. Please look on your night stands and bookshelves, friends you may have shared them with and maybe even under the bed so we can make sure to get all the stragglers back to be accounted for. We will not loan books out in February. We have a number of new books to bring in but we cannot do that until we make sure everything is in order first.

Thankyou for all your help. Love and Hugs to you and your families for this joyous holiday season.

Michael and Christine



**The I-Patch team welcome news and information from our members and member groups. Please forward unformatted (yes, this is important!) text and photos to [ipatch.saquilters@gmail.com](mailto:ipatch.saquilters@gmail.com)**

# Guild News And Information



What a wonderful response! A huge thank you to everyone who contributed to our very successful efforts to support Backpack 4 SA Kids.



*Thank you Meetings Team coordinator, Peggy, for organizing this fundraiser.*



*We filled the stage with toys!*



*A special thank you to Eileen and her extended family for their very generous support.*

## Festive Dip Recipe



*The recipe is from the Thermomix Everyday cookbook but can be made using any mixer.*

### CAPSICUM AND SUNDRIED TOMATO DIP

#### INGREDIENTS

1 garlic clove  
100g sun-dried or semi-sundries tomatoes, drained  
1/2 red capsicum, deseeded and roughly chopped  
120g unsalted cashews  
20g olive oil  
2tsp white vinegar  
30g parmesan cheese, cut into cubes

#### METHOD

Place all ingredients into mixing bowl and press briefly 5 times/1 sec/turbo or until roughly but evenly chopped consistency



Serve straight away or refrigerate until ready to use .

# Guild News And Information



## Modern Mix SA Quilters' Schedule

Month	Topic	Challenge or Activity
January 16	Happy New Year 2022! Shared Lunch - COVID permitting or BYO  Show and Tell	2022! Return of the Group Quilt Blocks Sit n Sew your own projects 2022 discussion on plans for the year ahead
February 20	Positive/ Negative	Reverse /Swap /Change Technique discussion and demo Requirement's list will be posted closer to gathering date.
March 20	Own project sewing	Bring along your own current project to work on this month plus any show and tell

## Can You Help?

Volunteer Dressmaking teacher required by Host International  
Friday fortnightly - during school terms  
10am to 12pm at Bowden



To teach dressmaking to a multicultural class of 3-6 women, some with sewing experience, some with none.

If you are able to help, please contact  
Shahy: 0431 795 494  
8am to 4pm Monday to Friday

## Quilt Encounter 2022

Applications are now open for our Lessa Siegele Scholarship recipient for September 2022.

If you would like to nominate a quilter who deserves to be acknowledged for their volunteer Community work or needs a special break for any reason – then this is a great opportunity.

Our lucky recipient will receive a 3 day package at Quilt Encounter including workshops and accommodation, plus \$100 spending money towards their class requirements.

The Application Form can be downloaded from the SA Quilters' Guild website, completed and sent in before the 15 March 2022. All applications will be considered by the QE Committee and our Guild President Heather Ford. The winner will then be notified and receive the 2022 brochure in the post in April to make choices for their workshops.

Any queries – please contact Kerryn at [mikeandkerryn@bigpond.com](mailto:mikeandkerryn@bigpond.com)



## Festival of Quilts: 12 - 14 August 2022

The new dates for our next Festival of Quilts have been decided and those of us involved in organising the three day event are already busy planning and scheduling.

The Festival will be held in conjunction with the Kym Jones "Sewing, Stitching and Hand Craft Show," which means there will be many shops and stalls in which to browse and meet our retail therapy needs!

The Jubilee Pavilion at Wayville Showgrounds will be the venue for our event this time.

Apart from Guild members' quilts on display, there will be

- \* Special Exhibits
- \* Three Quilters-in-Residence
- \* Daily demonstrations
- \* Workshops for adults;
- \* Activities for children, and a
- \* Fun challenge based on the show's yet to be announced theme

The Challenge and theme will be announced at our February Guild meetings and in I-Patch, but, in the meantime there is plenty of time for you to put the finishing touches to the quilts you have been working on this year! And time to start and finish a new one!

The exhibition of quilts is fantastic where we show a huge array of styles, skill levels, techniques and uses of colour.

Please consider your quilts for entry into our Festival, no matter if you are a beginner, have never entered a show before or if you are a regular entrant. All quilts are welcome and are always appreciated for the love and care that has gone into them.

## A Message From the Communications Team

QGSA's Communications Team was developed very early during our COVID lockdown in 2020. As a team we have brought you what we hope is a lively and informative newsletter each month, along with regular fun and informative videos on our YouTube channel.

[https://www.youtube.com/channel/UC6GqXiSHaVZbv\\_AoyG5foBA/videos](https://www.youtube.com/channel/UC6GqXiSHaVZbv_AoyG5foBA/videos)

Our roles are shared - Kathy initially did the layout of I-Patch, Chris took over earlier this year, and Bron will take over for a short while from February 2022. Cindy, Jane, Kathy and Chris are our roving reporters for the YouTube videos.

We love what we do, and hope that you too enjoy reading I-Patch and watching our videos.

The Communications Team would like to extend to all of you our very best wishes for a joyous Christmas and our hopes for a productive and healthy 2022.

*Kathy, Chris, Jane, Cindy and Bron*







# Guild Meeting Notes

By Bron Atkinson

Wednesday  
17 November

Attendance was 57 people at this daytime meeting with one visitor. Heather welcomed those in the hall and thanked them for coming to the meeting.

## Notices

Backpacks 4 SA Kids need some Santa sacks. See this web page for the instructions if you can help.

### SA Quilters Guild - Quilting for Community Groups

This group also needs toiletry bags so check out the sizes here too.

There are some strong Guild bags for sale at the merchandise table.

The Embroiderers' Guild has an exhibition - *Face, Figure and Form* at their headquarters at 16 Hughes Street, Mile End on Tuesdays 10.00 am to 2.00 pm or at other times by appointment.

The Embroiderers' Guild is also holding a Christmas sale of handmade gifts, embroidery supplies and second-hand books on Saturday 4 December at Mile End.

## Sub Committee Notices

### Quilt Encounter 2022

Kerryn advised that this will be the 30<sup>th</sup> anniversary of QE and it will be a live-in event only. There will be no day classes.

There are some 2020 and 2021 QE bags for sale - \$7

Applications for the Lessa Siegele Scholarship are now open – closing date 15 March 2022.

<https://www.saquilters.org.au/quilt-encounter.htm>

### Flinders Kids

Chris reminded us that quilts need to be bright, colourful and cheerful.



*Flinders Kids quilt  
pieced by Coralie Ford.*

## Show and Tell

Only one quilt was shown and it was a hiding bunny quilt - Peekaboo -for a grandchild made by Louise, who was awarded the President's Encouragement award.



## Guest Speaker

Our guest speaker was Tracey Browning and she gave an outline of her quilting journey which began in 1991. Prior to that she had sewn her own clothes but after seeing quilts on display she was hooked.

Tracey lives on a farm near Kadina and leads a busy life as a wife, mother, grand-mother, long arm quilter, designer and small business owner.







# Guild Meeting Notes

By Bron Atkinson



*...continued from previous page*

Tracey was also involved in owning and running the Australian Machine Quilting Festival (with her friend Sharon in the beginning.) She has sold the business but is still involved with AMQF events. Her newest venture is the launch of the Machine Quilting Academy which is an online support for machine quilters.

[www.machinequiltingacademy.com](http://www.machinequiltingacademy.com)

The Academy has members from Australia, US, Canada, and UK.

To conclude her talk Tracey demonstrated how to create a Christmas holly design using a camera to project onto the large screen so we could see how to do it.



## Raffles

The raffle tickets were drawn by Tracey. The fat quarter raffle's theme was purple fabrics, and the general raffle was also drawn. Thank you, Tracey, for donating raffle prizes.

The Lucky Door prize was won by Patricia Wadmore.

## Shop

The shop on the day was Constantine Quilts, owned by Tracey Browning. This is an online shop and can be accessed here :

<https://constantinequilts.com.au/>

All things related to machine quilting were on sale.

## Heather's Tips and Tools

### Marking pens

Heather divides her marking pens into two categories – those which are dry and sit on the fabric surface, and those which are a chemical and soak into fabric.

It is a very good idea to test any pen on a scrap of the fabric being used in your quilt top. This will help to know if it is clear enough to see, how easy it is to use and how easy it is to remove (and how to do that too.)

Heather's favourites are a ceramic marker (Sewline), a regular mechanical lead pencil, a chalk marker (Clover) and a chemical pen. (Frixion)

She does not own blue wash out or purple fade out pens, but they may suit your purpose.

## Thank You For Your Feedback

The suggestion that we run a Mystery Quilt programme in I-Patch next year has had numerous positive responses, so we will make plans! Watch this space for more news.....





# Guild Meeting Notes

By Bron Atkinson

Thursday  
2 December

What a jolly meeting we had for our last Guild meeting for 2021. The hall was decorated with Christmas quilts, lights and wrapped boxes. Some people wore Christmas items, some with flashing lights on headwear or earrings and clothing with embellishments. Margaret Hurrell won the prize with an outfit Heather made for her daughter about 30 years ago.



When the 112 attendees signed in, they were given a packet of biscuits kindly made by members of Gawler Quilting Circle. Thank you, ladies. Lucky door prize winner was Jill R.

We had a special visitor who praised the work of Guild members in caring for others. He read a poem and allowed 'selfies' to be taken after the meeting.



*Kathy and Santa*

The stage was filled with bags ready to receive gifts for the charity of the night – Back Packs 4 SA Kids – and these were soon filled. There were many Santa sacks and toiletry bags too, some by Mount Remarkable Quilters and Woodpatch Quilters.



One generous member asked her UK grandchildren if they would forego their gifts this year and allow their grandmother to donate to our charity. They were happy to oblige. Thank you, Eileen, and your extended family.

There was a video presentation of Santa visiting some quilt shops. The shops included Adelaide Sewing Centre, Quilters Quarters, Melann's and Wide-backs.

<https://www.youtube.com/watch?v=RNUdyQFo7Eg>

## Sub Committee Reports

Festival of Quilts 2022 – Ann announced that this will be held 12 to 14 August 2022. Entries will open in March 2022

Library – Michael asked if anyone would be interested in being a back-up person if the librarians are not available. Please let him know. He requested that books are returned at the February meeting so that stocktake can be carried out. It may not be possible to have the library open in the temporary venue as it would be difficult to move the trolleys upstairs.

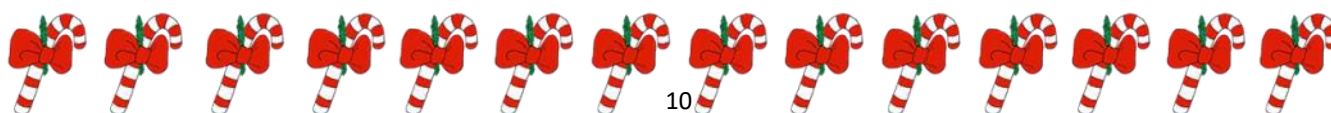
## Notices

The community hall is to be refurbished early in 2022 and our meetings will move temporarily to the Burnside Town Hall which is on the first floor above the ballroom. There is lift access to the hall. Parking should be as normal in the car park.

Covid-19 advice. As a Guild we follow federal, state and local government directives. It is recommended that each affiliated group appoint a member to do the on-line Covid Marshal training. A certificate is issued once the training is completed successfully. [COVID Marshals | SA.GOV.AU: COVID-19](https://www.sa.gov.au/covid-19) is the site to access the information and online training.

Sit and Sew days will resume at the Vermont Uniting Church hall on Wednesday 9 February 2022. 10am to 3pm

The Modern Mix group will recommence on Sunday 16 January 2022 at the Vermont Uniting Church hall. 10am to 3pm.







# Guild Meeting Notes

By Bron Atkinson

Thursday  
2 December

...continued from previous page

Her Excellency the Honourable Frances Adamson AC and Mr Bunten have agreed to be our Patrons.

## Shop

Our shop of the night was Quilters Quarters and Lyn had help from her husband, Doc. A huge array of goodies was there to be purchased.



Lyn gave a brief description of her shop and then helped Heather draw the raffle prizes, some of which she generously donated. Thank you, Lyn.

## Workshops

Monique told us about exciting workshops planned for 2022

- \* **Blooming Delightful** with Rachelle Denny – 28/29 January 2022
- \* **Embroidery on felt and denim** with Jill Christian – 17 February 2022
- \* **Wonky Houses** with Suzanne Gummow – 26 February 2022
- \* **Trunk Show with Jen Kingwell** – 25 March 2022 at the Grand Hotel, Glenelg
- \* **Hand Piecing** with Jen Kingwell – 26 March 2022 and **Applique** with Jen Kingwell – 27 February 2022
- \* **Just look at that Jetty** with Pam Holland – 9/10 April 2022 -follow up day in June
- \* **Free Motion Quilting** with Chris O'Brien – 7 May 2022

## Guest Speaker—Rachelle Denny

Rachelle has been involved with Back Packs 4 SA Kids for a number of years. She presented a slide show which set out the establishment and activities of this charity. [Backpacks 4 SA Kids](#) is their website and there is a wealth of information to read there.

Sadly, there is a huge need for help for families undergoing life changing events, which can have a great impact on them, especially the children, who

may be removed from their homes with only the clothes they are wearing.

In addition to backpacks, the charity distributes Home Starter packs for those who have to begin again, Anchor packs for 12–25-year-olds who are experiencing homelessness and a Christmas program to help 0-18 year-olds entering care.

Nola suggested we pass the hat around and \$1375 was raised. Thank you everyone, for your help.

## Show and Tell

There were many Christmas-themed items on display. Candy, Dorothy, Pauline, Ann, Kelles, Lesley, Pip, Gail and Faye spoke about the quilts they showed.



*Ann Ewer made this sloth quilt for a granddaughter*



*Pauline Thoman's quilt – an Angela Walters' design*



*Stockings by Dorothy for her grandchildren*



*Bronnie Young won the President's Encouragement Award for finishing the hand quilting on this quilt.*







# Guild Meeting Notes

By Bron Atkinson

Thursday  
2 December

...continued from previous page



*Lesley Miller's banner*

*21<sup>st</sup> present made by  
Candy Walker  
(Recipient is now 29!)*



*Kelles' Christmas quilt*



*Margaret Hurrell*

## Quilt Appraisal Panel Update For 2022

Appraisals will begin again on Friday February 4 2022 and continue alternate months, first Friday of the month, the day after the Guild meetings.

For more information or to arrange to have your quilt appraised, please contact the co-ordinator Heather Ford

0438 272 408 or [appraisals.saquilters@gmail.com](mailto:appraisals.saquilters@gmail.com)

<https://www.saquilters.org.au/appraisal.htm> for more information



### FOR SALE



**HQ Sweet Sixteen  
Sit-Down Long Arm Quilter**  
**\$7,150 o.n.o.**

Includes DVD, bobbin winder, needles,  
2 different feet, adjustable table with  
handy shelves, threads, bobbins and  
**BONUS Tru-Stitch** stitch regulator.

Please phone Pen on 8339 3790.



# Santa Ian's Christmas Poem

Thursday  
2nd December

Twas the night before Christmas and all through the scene

Nothing was heard, but a sewing machine.

A quilter was stitching with fabrics so pleasant,  
In an effort to finish that last minute present,

Scissors were snapping and threads on the fly  
A mad mess it would seem to those passing by.  
The iron was hot and the cutters did spin,  
The wideback is almost ready to pin

The stitching continued beyond the clock chime  
In hopes that the piece will be finished in time  
Soon quilts would be wrapped up with such care,  
In the hope that Saint Nicolas soon would be there.

I came through the dog door with a great deal of flair,  
This is required now that chimneys are rare.  
What do I see here to my great surprise  
A quilter brandishes scissors, fear in their eyes.

They saw my broad face and little round belly,  
That shook when I laugh like a bowl full of jelly.  
A wink of my eye and a twist of my head,  
Soon they knew that I was nothing to dread.

We saw in each other a kindness and cheer  
A love crafting and bring joy to those dear.  
We shared a small cookie and glass of fine brandy  
On long night of work such refreshments are handy.

I laid down some gifts under the tree  
Knowing the morning would bring so much glee  
The quilter in turn they kindly presented  
A new knee rug in a pattern they had invented

It shimmered in colours of green, gold and red,  
And it matched the leather seats in my magic sled.  
I asked if they have enough scraps for another.  
The next time I come I want a steering wheel cover.

It was such a fine time on that clear Christmas eve  
But sadly it was now time that I must take leave.  
I took my leave and left out through the door,  
It was much easier than how I entered before.

I sprang to my sleigh with new quilt in hand,  
And I yell to the reindeer in a voice of command  
"Now Dasher, now Dancer, now Prancer and Vixen.  
On Comet, on Cupid, on Donner and Blitzen."

I waved to the quilter a bit sad at the end  
But knowing that here I had made a new friend.  
A dear friend who had brought cheer to my life  
So I went back the next year and made her my wife.

We flew into the air and zoomed out of sight.  
Happy Christmas to all and to all a good night.

Ian Reed  
December 2021





# BERNINA CHRISTMAS SALE

## BERNINA Ultimate Air Threading Overlockers

**BERNINA L 850 OVERLOCKER**  
NOW \$4,499 • SAVE \$500

**BERNINA L 890  
OVERLOCKER+COVERSTITCH**  
NOW \$7,999 • SAVE \$500



## ★ NEW BERNINA 735

NOW \$5,999 • SAVE \$500

Features include  
Extra large 7" colour touch screen  
Pinpoint Placement  
Group/ungroup  
Rearrange layers and designs  
Embroidery Consultant



**BERNINA 475 QE**  
NOW \$2,999 • SAVE \$300



## ★ NEW BERNINA 770 QE PLUS

NOW \$6,999 • TOTAL SAVING \$1,100  
+ BONUS \$600 QE Pack

New features include  
Extra large 7" colour touch screen  
Easy-to-use BSR 3 Mode  
Convenient quilting without foot control

**BERNINA 570 QE**  
NOW \$4,799 • TOTAL SAVING \$800  
+ BONUS \$600 QE Pack



## BONUS \$600 QE Pack

Walking Foot #50 • Ruler Foot #72 Couching Inserts  
Echo-quilting Clips • Bobbin Sets • Jeans Needles Size 80  
Quilting Needles Assorted • Deco Bob - Bobbin fill thread  
Accent Rayon Thread • Fabulux Variegated Thread (Black & White)  
Small Curved Embroidery Scissors • All presented in a beautiful  
organza bag

**Further Special Offers Available**  
Check in-store or online for details

CLICK HERE: [Otto and Penny's Sewing Centre](#)

**Address**  
34 Smith Street  
Walkerville, SA 5081





## WIN! Your Purchase Price Back!

When you purchase one of these selected bernette machines (b05 Crafter, b05 Academy, b33 or b35), you automatically go in the draw to win your purchase price back! T&Cs apply.

**b05 Crafter\***  
NOW \$379 • SAVE \$70



**b05 Academy\***  
NOW \$479 • SAVE \$70



**b33\*** NOW \$299  
SAVE \$100



**b35\*** NOW \$399  
SAVE \$50



# bernette

SWISS DESIGN

**b64 AIRLOCK**  
NOW \$1,999 • SAVE \$500



**b42 Coverstitch**  
NOW \$749 • SAVE \$100



**b44 Overlocker**  
NOW \$649 • SAVE \$100



**b48 Overlocker+Coverstitch**  
NOW \$999 • SAVE \$100



**BERNINA Q16 w/Foldable Table\*\***  
NOW \$9,999 • TOTAL SAVING \$1,800  
+ BONUS \$800 Q Series Pack

**BERNINA Q20 w/Foldable Table\*\***  
NOW \$12,499 • TOTAL SAVING \$1,300  
+ BONUS \$800 Q Series Pack



### BONUS \$800 Q Series Pack

Needle Point Laser • Ruler Foot #72 • Twin Needle Plate  
Couching Inserts • Bobbin Sets • Pro Needles Size 100  
Twin Needle Size 2.5mm • Deco Bob - Bobbin fill thread  
Accent Rayon Thread • Fabulux Variegated Thread  
(Black & White) • Small Curved Embroidery Scissors  
All presented in a beautiful organza bag

## Shop with the Experts

at your local authorised dealer

Savings based on GST recommended retail price. Offers available 1 Nov - 20 Dec 2021 at dedicated BERNINA Australia Authorised Dealers & BERNINA Australia Online Store only, while stocks last. Offers for a limited period for Australian residents only excluding Western Australia. Prices quoted are after trade-in. For full T&Cs visit our website. \*Price does not include delivery & installation charges. An Authorised BERNINA Q Series Specialist must carry out installation. Contact your nearest authorised BERNINA Q Series Specialist for further details. NB: BERNINA Q Series is not available for purchase online.



**BERNINA**  
made to create

Free Call 1800 237 646 • [bernina@bernina.com.au](mailto:bernina@bernina.com.au) • [bernina.com.au](http://bernina.com.au) • [shop.bernina.com.au](http://shop.bernina.com.au)

CLICK HERE: [Otto and Penny's Sewing Centre](#)

Address

34 Smith Street  
Walkerville, SA 5081

# Workshops



## Rachelle Denny - Blooming Delightful

In this workshop Rachelle will teach you to make her fabulous "Blooming Delightful" quilt, which was Runner up Best of Show at Festival of Quilts 2021. This is a happy colourful quilt with options for making a pieced background.

It features a giant version of a Dresden plate using Rachelle's Ten Degree Wedge ruler. The center is filled with beautiful blooms using Rachelle's favorite turned edge applique technique. The quilt is made in quarters for ease of assembly. Choose your colour run of thirty six different fabrics or make it with a collection of scraps from your stash.




- WHEN:** Friday 28 and Saturday 29 of January 2022
- TIME:** 9.30am - 4.00pm
- WHERE:** Vermont Uniting Church Hall, 576 Cross Road, South Plympton
- COST:** \$160 (\$80 per day) Guild members  
\$180 (\$90 per day) affiliate members

## Jill Christian - Embroidery on Felt and Denim

Learn how to use Embroidery to embellish felt applique shapes from samples pictured or your own shapes, on recycled denim. Use basic embroidery stitches in different ways to create different effects and learn some stitches you may not have tried before.

- WHEN:** Saturday, 12 February 2022
- WHERE:** Vermont Uniting Church Hall  
576 Cross Road, South Plympton
- TIME:** 9.30am to 4.00pm
- COST:** \$80 Guild members  
\$90 affiliate group members and non-Guild members

**WORKSHOP CODE: JC22**



- ♦ All Workshop information and application form on the Guild website at [Workshops](#)
- ♦ For more details please email [workshops.saquilters@gmail.com](mailto:workshops.saquilters@gmail.com)



# Workshops



## Suzanne Gummow - Wonky Houses

Have you ever wanted to create your very own original wonky houses? If so this workshop is for you! You will create wonky houses using bright, earthy or paler fabrics using fusing techniques. This is a creative approach that will enhance your art quilts.

Each person will end up with a small individual piece of work. Your work will be approximately A3 size. Stitching may happen (depending on time) and discussion will occur about how to add stitch and embellishments to enhance your designs. Some of the techniques covered in this workshop will be basic design, raw edge applique, free machine embroidery/quilting and finishing techniques that will be required for your special fabric collage work.

Students will work on individual wonky houses therefore all finished work will be different.

***A fun workshop!!!***

**WHERE:** Vermont Uniting Church Hall  
576 Cross Road, South Plympton

**WHEN:** Saturday, 26 February 2022

**TIME:** 9.30am to 4.00pm

**COST:** \$80 Guild members  
\$90 affiliate group members and  
non-Guild members

**WORKSHOP CODE: SG22**



## Pam Holland - Just Look At That Jetty

### **Three-day Workshop**

Designed and taught for the first time at **Quilt Encounter 2021** this pictorial quilt of the Glenelg Jetty workshop is back by popular demand. In creating your very own quilt of this South Australian icon Pam will guide you through a range of techniques - appliqué, thread painting, fabric ink illustration, fabric and thread choices and more.

**WHERE:** Vermont Uniting Church Hall  
576 Cross Road, South Plympton

**WHEN:** Saturday, 9 **and** Sunday  
10 April **and** Friday, 3 June 2022

**TIME:** 9.30am to 4.00pm

**COST:** \$240 (\$80 per day Guild members)  
\$270 (\$90 per day affiliate group members and  
non-Guild members)

**WORKSHOP CODE: PH22**





# Workshops



## HAND PIECING WITH JEN KINGWELL

During this workshop Jen will cover the gentle art of hand piecing, drafting patterns, cutting templates, and working with pre-cut acrylic templates. Jen will supply a drunkard's path pattern for you to use on the day or you can choose to bring any of Jen's patterns to work on.



**WHERE:** Vermont Uniting Church Hall  
576 Cross Road, South Plympton

**WHEN:** Saturday, 26 March 2022

**TIME:** 9.30am to 4.00pm

**COST:** \$80 Guild members  
\$90 affiliate group members and non-Guild members

**WORKSHOP CODE: JK22**



## APPLIQUE WITH JEN KINGWELL

During this workshop you will be exploring applique techniques, tips and tricks that Jen uses in many of her finished projects. With a focus on unique designs to personalise your projects.

You will explore each step of the applique process and the different methods that can be applied. Bring along your own work in progress or start something new!



**WHERE:** Vermont Uniting Church Hall  
576 Cross Road, South Plympton

**WHEN:** Sunday, 27 March 2022

**TIME:** 9.30am to 4.00pm

**COST:** \$80 Guild members  
\$90 affiliate group members and non-Guild members

**WORKSHOP CODE: JK22b**



## A MUST SEE EVENT.....

WHERE:	Ballroom—Stamford Grand Hotel, Glenelg
WHEN:	Friday, 25 March 2022
TIME:	6.45pm for 7.30pm start
COST:	\$40 per ticket - includes tea/coffee and a sweet treat

**NEWS FLASH** - we won't miss out on seeing Jen Kingwell and hearing her story! The Jen Kingwell Trunk Show was postponed earlier this year— now all previous tickets have been changed to the new date.

If you are unable to attend on this new date please email

[workshops.saquilters@gmail.com](mailto:workshops.saquilters@gmail.com)

to make arrangements for a refund - or with the name of a friend to whom you have kindly gifted your ticket.



*Jen Kingwell*

## HOW TO PURCHASE A TICKET:

- At the monthly Guild meetings (pay at the Treasurer's table and then take your receipt to Workshops to collect tickets)
- BY DIRECT DEPOSIT: Bank: BSB 105-051 Account Number: 207 144 540
  - ♦ Account Name: Quilters' Guild of SA Inc.
  - ♦ Reference: Member number + TS21
  - ♦ Email [workshops.saquilters@gmail.com](mailto:workshops.saquilters@gmail.com) to advise that you have made your payment.



# MOXIE™ WITH THE HQ Loft FRAME



LET'S. GET.  
STARTED.

Fifteen inches of free-motion freedom.  
Get stitching quickly with straightforward  
features and easy-to-use controls.  
Simple and spectacular. *That's Moxie.*



Own your quilts, from the first stitch to the last. Equipped with longarm essentials, Moxie empowers quilters of every experience level to enjoy free-motion quilting at a fraction of the cost. Combined with the height-adjustable 8-foot HQ Loft™ frame system, Moxie enables you to finish any size quilt, even in a limited space.

## PACKAGE INCLUDES

HQ Moxie 15-inch longarm machine on an HQ Loft Frame (8-foot) with everything you need to get started quilting • 3-Piece Leader Set • How-To Quilt Kit • Accessory Kit with 5 bobbins, 20 needles, Pin-Point Oiler, Needle Threader, and Side Clamps • Quarter-inch Ruler Foot and Open-toe Foot • Decorative Decals to Personalize Your Machine • Stand-alone Bobbin Winder

Height-adjustable 8-foot HQ Loft Frame can be expanded to 10 feet with optional kit.



 **Handi Quilter®**  
Designed by a Quilter, for Quilters.™

**Come See, Feel, & Try This Exciting And Affordable Long Arm Quilting System. You Won't Be Disappointed. Interest Free Finance Available with Payright T&C Apply**

**Ph 0882763273**

ADELAIDE  
**SEWING**  
CENTRE



# Our Roving Reporters Drop In On Jan Murfitt

Kathy and Chris recently had the pleasure of dropping in on one of the Guild's newest members -Jan Murfitt - and spent a delightful morning with her. We asked Jan to share some of her story with us all, so hope that you too will enjoy getting to know a little more about her.

## Jan's Story:

When I was 14 years old I had my left eye removed because I had a detached retina. That didn't stop me at 16 learning how to drive a car! I always loved doing craft work and started ceramic classes with my Mum and sister. Later on I learnt how to do lead lighting and scrapbooking.

I started quilting after seeing my cousin's daughter sewing. She was amazing and I loved all the cotton fabrics that you could buy in the little quilting shops around Adelaide. The fabrics reminded me of the beautiful papers that I had used in my scrapbooking. I started seriously quilting in 2003 after my husband died of cancer at 52 and I needed a hobby to keep me occupied. I retired early from work, and with my mother's old Janome sewing machine that she no longer used, I went to classes at Hettie's Patch once a week and was hooked. My first teacher was Kate Wright, a Guild member, and she taught me so much back then.

In 2011 I found out that I had breast cancer after not having had a mammogram for 7 years. I had been too busy looking after Mum, who was beginning to get forgetful and I also had my first grand-daughter to look after while my daughter worked full time. I ended up having both breasts removed and that day my mother passed away in a nursing home with dementia. I commenced chemo and radiation therapy and when my hair grew back I joined a group of ladies at a local quilt shop at Semaphore, rekindling my interest in quilting and buying myself a new Janome sewing machine. We met at the local Community Centre and called ourselves the Warm Harts. I've remained friends with all the ladies from that time till this day.



*A Michele Hill pattern is on Jan's UFO list to finish soon.*



*One of Jan's recent quilts, beautifully quilted by Heather Hopkins.*

*Jan's friend, Lyn Findlay, quilted this panel as a fundraiser for MND. Against stiff bidding, Jan was the successful bidder.*



# Our Roving Reporters Drop in On Jan Murfitt

---



In 2015 I shifted into a new home on the other side of Adelaide and started planning my conversion of the 4th bedroom into my sewing room. I found my nearest quilt shop - Adelaide Sewing Centre - and enrolled in a lot of classes with both Kathy and Heather. I ended up buying a second hand Sweet Sixteen and discovered a new interest- machine quilting. I attended a few weekend workshops and retreats with Heather Hopkins and developed more and more confidence in my machine quilting skills. For my recent 70th birthday, I was given a Handiquilter Capri by my wonderful husband. Yes, somewhere along the line I did re-marry! However, I had 2 hip replacements during COVID so I wasn't able to quilt for quite some time.

I recently began attending the Guild's Sit and Sew group and the Quilters' Guild of South Australia and I am loving the companionship and ideas. I think I can safely say that I have my mojo back! I do have trouble sometimes threading a needle, but I suspect that a lot of other quilters experience the frustration of poor eyesight too.

I enjoy making tote bags to put quilts into - I give most of my quilts away to friends, family and, of course, the new babies in my life. I don't see any use in keeping them in a cupboard and not using them.

*Jan*

Click [HERE](#) to view the YouTube video of Kathy and Chris's visit to Jan's sewing room.



*As we said goodbye, Jan presented Chris with a bag of luscious, bright fabrics to make some quilts for the Flinders Kids program.*

---

## Welcome To Our Newest Members

We'd like to extend a warm welcome to the newest member of the Quilters' Guild of South Australia.

**Michelle Cotton**

**Christine Reich**

**Angela Philbey**

**Jan Zacker**

We look forward to sharing some quilty times with you!





# News From The Inman Quilters

We had a lovely day on the 16 November, when we inducted our first 3 Life Members – Nancy Duggan, Helen Scholfield and Margaret Biggs. These ladies were Founding Members of the group when it started back in March 2003 and have continued to actively contribute to the group since that time, acting on our committee, assisting organising our exhibitions and generously sharing their wealth of knowledge and friendship.

We were also lucky enough to be joined by some of our ladies, who due to changing life circumstances are no longer able to attend on a regular basis - Glenys Hayman, Karen Blonk, Joan Hughes, Margaret Martin and Jenny Norton. We miss them and certainly enjoyed their company for our special day.

We also welcomed Nola Pearce who was teacher and mentor to the Inman Quilters from its inception until 2006 when she relocated to Adelaide. As our special guest, Nola presented the Life Membership awards to Nancy, Margaret and Helen in conjunction with our President Margaret Houston.

The Presentation was followed by a Show and Tell of members quilts – some having been shown before but certainly worth another look, including a 9 patch quilt. The 9 patch design was part of a class that Nola taught to the group in its very early days. Each member had to make a number of 9 patches, then swap with other members of the group to complete their quilt. The completed quilts then formed the basis for the very first Quilt Exhibition held by the group in 2007. It was also the inspiration for the 9 patch logo that identifies Inman Quilters to this day.

Whilst lunch was served (and enjoyed) a slideshow of photos from 2003 onwards showcasing the various activities and Exhibitions put on by the group was shown. How young we looked back then! It was a very enjoyable day with great friends.

Meanwhile, back on the 11 October, we were thrilled to be able to gift a hand-pieced and hand-quilted quilt made by Lyn Miles to Sheila Klinger of the Victor Harbor View Club, to be used as a prize for their upcoming fundraiser.

Speaking of exhibitions and quilts, we can finally reveal the first prize for our raffle, which will be part of our upcoming exhibition on 23 & 24 April 2022. Tickets for our raffle will be available soon. Profits will go to the Fleurieu Community Foundation and other charities.

We are very proud of this quilt, which started life as a UFO. It was donated by our lovely Glenys White and has been completed as very much a group effort, with contributions by Pauline Speck, Hazel Howard, Maggie Woodroffe, Sue McFarlane, Eileen Brown and Carolyn Biggs. It features hand applique, machine piecing, hand embroidery and has been professionally and beautifully machine quilted for us by Nicky Waterhouse.

Happy quilting everyone! We wish you all a happy holiday season and hope to see you at our exhibition in the New Year,

*Carolyn Biggs*

Inman Quilters Publicity Officer



*Helen Scholfield, Nola Pearce, Margaret Biggs and Nancy Duggan.*



# News From The Threads Quilting Group

## From Yankalilla

---

**Threads** stitching group have enjoyed another year of friendship, sharing and learning. Meeting at Club Fleurieu in Yankalilla as COVID19 has allowed, we've stitched, knitted and crocheted on challenges, works for giving and projects of our own. There is always much support and encouragement to accompany much chatter

From our small but enthusiastic group, 48 quilts have been given to **Second Chances** and 6 to **Flinders Kids**. 35 reversible placemats have recently been given to **Yankalilla Meals on Wheels** as gifts for their clients – Christmas on one side, and general on the other.

The results of a challenge on the theme of 'Birds' have been combined into a quilt which won First Place for a Group Work at the recent Yankalilla, Rapid Bay and Myponga Agricultural & Horticultural Show. This quilt will be donated to our splendid meeting venue **Club Fleurieu** for their fundraising.

**Threads** welcomes all stitchers and crafters to the group which meets on the 2<sup>nd</sup>, 4<sup>th</sup> and 5<sup>th</sup> Tuesday every month, at Club Fleurieu from 10am – 2 pm, occasionally for outings.

Come and join us if you live nearby, or drop in to say "Hello" if you are in our neighbourhood.

Contact Margaret on 0458263699 for more information.



*Carol, Bronnie and Jenny*



*Margaret busy planning*



*Chris Lewis*



*The Bird Quilt*



# Our History: 30 Years of Renmark Patchwork and Quilters

A book launch at Ruston's Rose Garden Function Centre was held on Thursday 9<sup>th</sup> December 2021 to celebrate the release of "our History" book.

It was written and compiled beautifully by Brenda Dowling with memories and photographs submitted by members and friends, past and present.

It was attended by Renmark Paringa Mayor Neil Martinson, Deputy Mayor Henry Du Rieu and Councillor Peter Hunter, as well as Heather Ford and Cindy Massey from the Quilters Guild of South Australia who came up from Adelaide for the day.

Our special guests were Don Pitman and his daughter Debbie. Don's wife Aileen's hand appliqued and hand quilted "Baltimore Bouquets" made in the early 1990's. It is a wonderful feature in the book.

Penny Vanderwal travelled to Renmark from Victor Harbour to the celebration.

The history includes many personal achievements in quilting, donations of quilts to charities and individuals, quilt shows and exhibitions, challenges and documents in part, many friendships made and support given to each other and our community throughout our thirty plus years.

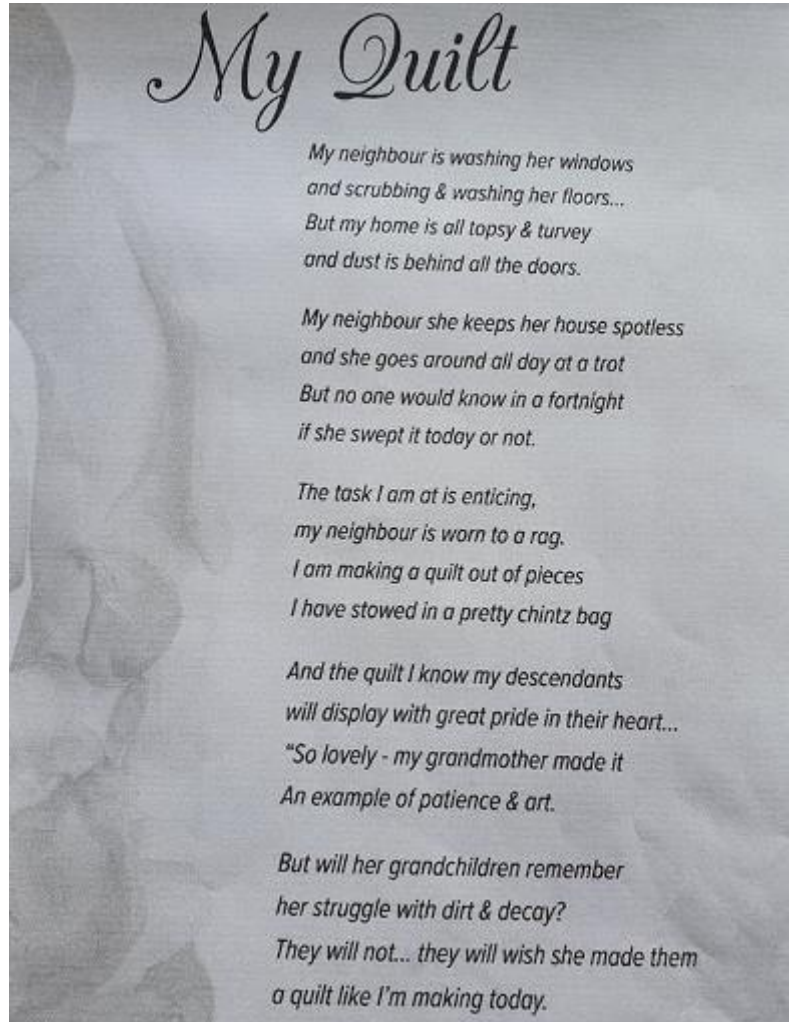
There were four of the five inaugural members with us, with about twenty current members. An eleventh life membership was awarded to Kylie Duncan.

Our group continues to be enthusiastic quilters, and meets fortnightly.

A grant from the Renmark Paringa Council, and publication by Print DNA Renmark, are acknowledged and appreciated.

*Denise Bihun*

President



# News From The Burra Quilters

---



The Burra Quilters took a “road trip” to celebrate Christmas and the end of another year of stitching and fellowship.

After enjoying watching the world (river) go by as we had morning tea on the lovely lawns at Morgan it was up the hill to the amazing mural windows at the Morgan Museum. What an amazing story it tells. Designer Diana and one of the sewers Rose were our hosts and they talked us through the design, historical aspects and stitching of these wonderful works of Art. From the arrival of Governor Gawler and his entourage in the 1840's to the railway, wharf and river history, emerging industry and present day life these Murals tell it all. An interesting fact that would be a good question for the Millionaire Hot seat is that the first production, in the World, of Self Raising flour happened at Morgan. The Museum has an original small bag of this flour. We were all amazed to find that such a staple in our pantry's had its beginning so close to us.

It was then on to the Ferry and off to Idle Acres where we enjoyed an amazing lunch, prepared by members Judy, Marion and Ruth. For a short while we had a taste of a white Christmas as a hail storm passed over. Relaxing on the River front and exchanging our Kris Kringle gifts, made it hard to leave the river to head back home.

As our year draws to a close we have been able to achieve for ourselves, look forward to our re planned workshop with Rachael Daisy (cancelled in July due to, of course, Covid) and have gifted 29 quilts to the Oncology ward at the Womens and Childrens Hospital, with a special emphasis on teenage boys quilts. Many locals undergoing hard times have also been gifted quilts. We have also been fortunate these past 2 years to receive a grant from the AGL Community [Wind farm](#) fund that will subsidize the Rachael Daisy workshop and the purchase of wadding for Charity quilts.

We look forward to 2022 to learn new skills and together sew Friendship quilts for some of our newer members.

*Daphne Lines*  
*Secretary, Burra Quilters*



## Vale Christine Mangan

---

It is with sadness that we share news of the recent passing of long term QGSA member, Christine Mangan, member #260. Christine joined the Guild in 1989. Some may have known her as a tutor at Johnson's Fabrics in those early days of quilting in South Australia. Christine was aged 68 when she passed, having lost her battle to kidney cancer.

We extend heartfelt condolences to Christine's family and quilting friends.

## Orphan Blocks

Have you ever tried out a patchwork block and then decided that you did not need to make any more? Are there any languishing in a drawer somewhere?

**We would like to have them for a special project!**



Please bring along any that you are happy to give away to be used for the project to a Guild meeting, workshop or Sit and Sew day.





## Coromandel Valley Quilters Go On A Camping Holiday!

Well, perhaps not a strictly accurate statement. The camping holiday didn't involve putting up a tent, using a bush toilet and boiling a billy can. Coromandel Valley Quilters are past that stage. But 31 quilters did go to the sea-side where we stayed for the weekend at the 'Adare Conference Camp and Caravan Park', in Victor Harbor, arriving Friday afternoon with an option of leaving either Sunday afternoon or Monday morning.

Adare has been our 'home away from home' for the past 13 years. Amenities are good and the staff super friendly and helpful. We are spoilt with a large room specifically set up for sewing. All meals, plus morning and afternoon tea are supplied, with attention paid to specific dietary needs. Each dormitory has an en suite attached and unless someone wants the thrill of sleeping in a top bunk, bottom bunks are used. For 13 years Adare has been, like Goldilocks porridge, just right for us and Coro. Quilters have already reserved early June 2022 for our next sea-side holiday.

Covid prevented us from making the trip in 2020 and Covid concerns in 2021 also postponed our trip from the traditional mid-June visit until mid November. However, our expectations of warmer weather were not met and CVQuilters packing bathers and boogie boards were disappointed. A few brave souls ventured outside for walks to the beach and of course we made our compulsory shop stop to PennyLane Patchwork. It's the lolly shop equivalent for quilters; great selection of fabrics and friendly staff. Apart from our shopping trip, and because the weather could best be described as 'bracing,' we had no alternative but to remain inside sewing, laughing, gossiping and eating for the entire weekend. It was tough but Coro. Quilters are renowned for taking on the hard challenges!



*Our Sharps container gift*

*Jan's WIP from Pam Holland's QE class.*



What did we do during this weekend? The infamous UFO's always appear, who doesn't have one or two ready to see daylight again? Because Christmas was lurking in the background, several quilters took their opportunity to start early preparations. The most outstanding entry in the early Christmas gifts race was Glenda Dandy's construction of eleven 'Grinch' Christmas boxer shorts. Quilters were also busy making Christmas gifts: napkin holders, placemats, bowls, baskets. Gifts for charitable organisations occupied the talents of many.

# Coromandel Valley Quilters Go On A Camping Holiday!

....continued from previous page

Lee Newman and Wendy Harvie concentrating on items for Operation Christmas Child, Sue Zilm making Christmas sacks (Backpacks 4 SA kids) and Olive Fairclough sewing Christmas placemats for nursing home residents. Jan Strachan is involved in quilts for Flinders Kids and Sarah Poole showed us one of the quilts given to the parents of any baby born on Christmas Day at Flinders Hospital.

Coro. Quilters also continued with quilts started at Quilt Encounter and QGSA Sue Knuckey's Laura Heine workshop. There are always special camp projects to try and this year Sue Sutton supplied a pattern for a useful oven mitt/potholder and Jill Radcliffe an origami market bag. There were several grandmothers constructing textile sensory board books for lucky grandchildren and quilts galore in every stage of construction. Show and Tell on the Sunday afternoon produced an amazing display of work which means that our next Coromandel Valley Quilters Exhibition on the 2 and 3 of April 2022 promises to be one of our best. Hope to see you there.

When Coro. Quilters are asked why they enjoy CVQ camps and why many return every year there were common themes: great atmosphere, very relaxing, chance to get away and do some real sewing, no cooking, opportunity to discover new techniques, and simply spending time with quilting friends.

Special thanks must be given to Coro. Camp Co-ordinator Julie Collins and her Camp Committee Members, Sandra Allen, Olive Fairclough and Sue Zilm. They make a difficult job look simple – bit like swans gliding along on top and paddling furiously underneath. Thanks also to all fellow Coromandel Valley Quilters who came to camp and joined in the fun. We did enjoy our camping holiday and are already anticipating the next.

*Aileen Wright*



*Our bespoke placemats, representing the Camp's theme for the year.*



*Jill's beautiful applique blocks*



*Busy, happy quilters*

*Sue's Santa Sack for Pippa*





# Exhibition News



AQIPP 2021 Exhibition "Where in the world ?" is now open. Here is sneak peak via a virtual tour.

<https://my.matterport.com/show/?m=NGeyUXZBu85>

We would love for you to visit the Exhibition

**Dates:** 12th November -24th December 2021

11 January 2022-12 February 2022

**Venue:** Whitehorse Art Space

1022 Whitehorse Rd, Box Hill VIC 3128

**Opening timings:** Tuesday to Friday 10 am -4pm  
Saturday 12-4pm

**Dare to Differ**

## Contemporary Quilt Exhibition

*Quilters' Guild of South Australia Inc. invites all quilt/textile artists resident in Australia to participate in this selected exhibition*

**September 2<sup>nd</sup> -25<sup>th</sup> 2022**  
at  
**Gallery M**

Submissions should be original, innovative, predominantly fibre, comprising at least two layers stitched together

Online applications open May 1<sup>st</sup> – June 16<sup>th</sup>, 2022

For Conditions of Entry details  
<https://www.saquilters.org.au/dare-to-differ.htm>

Or contact the Convenor:  
Suzanne Gummow  
Email: [suzannegummow@bigpond.com](mailto:suzannegummow@bigpond.com)



<https://www.saquilters.org.au/dare-to-differ.htm>

[suzannegummow@bigpond.com](mailto:suzannegummow@bigpond.com)



## Dare to Differ Exhibition 2022 – Conditions of Entry

This is a selected exhibition of contemporary quilts to be held at Gallery M, Marion, South Australia 2 – 22 September 2022.

It asks entrants to 'Dare to Differ' in their approach to their work – perhaps in theme, style, technique, materials, or even colour. It gives artists a chance to challenge themselves to unleash their creativity.

1. Entry is open to all quilters resident in Australia
2. Online entries are open from May 1 until June 16, 2022 via the QGSA website.
3. All work must be innovative and original – not a copy or a variation of another artist's work, not traditional and not from a class or a workshop, and must meet the criteria of 'daring to differ'.
4. The work must possess the basic structural characteristics of a quilt and must be predominantly fibre comprised of at least 2 layers stitched together. It must not be framed or stretched on stretcher bars.
5. Size – no more than 2.5 metres in either direction (L x H), with a maximum depth of 10cm from the wall
6. All entries must have been completed in the 2 years prior to the exhibition. Entries may have been previously exhibited.
7. A non-refundable entry fee of \$35 for up to two entries is required.
8. Selections will be made from **high resolution JPEG digital images** via online entry. Entrants must submit **2 images** for each work, one showing the overall piece and one detail photograph.  
All photos should be labelled with the quilt title and entrant's name:  
**<Artist's Surname Name Initial-QuiltName-Full/Detail>**  
**eg. <GummowS-flowers-Full.jpg>**
9. An Artist's statement of up to 30 words is required by the selectors and for the catalogue for each entry. This should be written in the third person and indicate the inspiration behind the art, rather than describe the techniques.
10. The selectors' decision is final, and no correspondence will be entered into. Acceptance of an entry does not automatically guarantee display.
11. Selected entries must be received by the Convenor between Monday 1<sup>st</sup> and Monday 15<sup>th</sup> August 2022
12. Delivery and return instructions will be advised on acceptance of the entry. Selected artists will be responsible for postage and insurance to and from Dare to Differ.
13. Quilts may be for sale. The Gallery will retain a 33% (includes GST) commission on each work sold during the exhibition.
14. The Quilters' Guild of SA Inc reserves the right to photograph the quilts for Guild archives and other appropriate purposes.

Please address any queries to Suzanne Gummow  
Email: [suzannegummow@bigpond.com](mailto:suzannegummow@bigpond.com)

SAQA Oceania's juried exhibition  
"**Distance and Diversity**" is coming to  
Hugh's Gallery (Fullarton) on the 6 - 28  
May 2022.

QGSA members, Julie Haddrick and Zara  
Zannettino were both fortunate to have a  
piece included.

Click below for more details

<https://tinyurl.com/yckwujyh>



Every now and then the Guild is asked to help families deal with the contents of the sewing rooms of relatives who have had to go into care or who have passed away.

Last year, on one of these occasions, the following poem was found, hand written in beautiful script, amongst the possessions of one of our much loved and respected quilters. There is no attribution, so if you have any knowledge as to whom may have written it, please let us know.

We thought it worth sharing.

*This quilt was made with love and care,  
To keep you from the cold night air.*

*I only ask you treat it well,  
For any broken stitch will tell.*

*The handiwork that you adore,  
Must not be dragged across the floor.*

*If youngsters bounce upon your bed,  
Then substitute another spread.*

*And don't spill tea or jam or cake,  
Upon what took me years to make.*

*But brush away each guilty crumb,  
Imagining my bleeding thumb.*

*If you stain it, I beseech,  
I beg of you - spare the chlorine bleach!*

*If you would hang it on the wall,  
Forget the nails, or not at all.*

*Protect from mildew and from moth,  
Don't use it as a picnic cloth.*

*This quilt I made as a gift to you,  
But it's my share of history too.*

---

*Happy  
Holidays*

