

I-Patch

A focus on the month.

Hello everyone and welcome to the September edition of I-Patch!

We have lots to share with you this month, so I'll make my report as brief as possible.

Our discounted membership for both individuals and affiliated quilting groups ends on the last day of August, so if you haven't yet renewed time is ticking by.... We will be updating our mailing list records early next month and only financial members/affiliated groups will receive the next I-Patch. We will no longer be making it available for download on the website, but past issues will remain.

If you have previously requested, as a member of an affiliated group, to receive an individual copy of I-Patch please could you email us at saquilts@gmail.com to advise us of your group and we will add you to the new mailing list.

At our recent Executive Committee meeting we addressed a number of important issues. Firstly, as reported on our website, Guild meetings will not recommence in the foreseeable future. We have a December meeting penciled in at Burnside Council, but we will need to assess the viability of holding the meeting closer to the date. Please visit our website for my full report: <http://saquilts.org.au/>

We discussed the holding of our next Annual General Meeting and, given the inherent COVID related issues and government communications, we will aim to hold our next AGM in May 2021. Our Annual Report for 2019/20 was issued in the April edition of Patches and is available to all financial members. You can request a digital copy from the Guild secretary at secretary.saquilts@gmail.com. All members of the current Executive Committee, bar one, will continue to represent Guild members so we have no need to elect additional representatives at this stage. Contact details for current representatives can be found in this edition of I-Patch so please address any issues or concerns to the relevant member.

My biggest disappointment in not holding an AGM this year was our inability to properly farewell a well loved and respected member of our Executive Committee – Anne Marie Serrano. Anne Marie joined the Exec as the convenor of Festival of Quilts, a time during which we saw an extraordinary transition in the way we hosted the festival. It was Anne Marie's passion, commitment and experience in the performing arts which drove this transition and evolution.

Continued next page....



- Guild Meetings
- Quilt Shows
- Shop Classes
- Special Events
- Feature Articles
- Member information
- Latest News

I-Patch is a digital online newsletter for **Quilters' Guild of South Australia Inc** members which is sent as near as possible on the first of every month to members' email accounts.

I-Patch is intended to be a service to members in addition to the bi-monthly **Patches Newsletter**.

Your I-Patch Team:
Chris O'Brien
Kathy Rossini

Important Links

I-Patch Editors
saquilts@gmail.com

Patches Editor
editor@saquilts.org.au

Guild Facebook
<https://www.facebook.com/saquilts/>

Guild Website
www.saquilts.org.au

Guild Web Manager
info@saquilts.org.au

Snail Mail submissions: QGSA Inc
P.O. Box 993, Kent Town SA 5071

To unsubscribe please email I-Patch Editors at saquilts@gmail.com

I'm sure that every South Australian quilter would acknowledge the calibre of our (almost!) annual Festival of Quilts. Anne Marie, on behalf of the Quilters' Guild of South Australia I'd like to extend our thanks and appreciation for all that you have done, for your creativity and for your passion in making things happen. We are ever so pleased that you will be staying on as a member of the FoQ Committee.

Speaking of the FoQ, Heather Ford reassured the Exec Committee that quilt appraisal vouchers won by quilters at the 2019 FoQ will remain valid for another year. The Appraisal Panel is not currently meeting but will advise us when that will once again happen.

Quilt Encounter is going ahead!!! I need to acknowledge the enormous effort made by Kerry Brand, the QE Committee and Keith Holland in recent months in making this possible. With State border restrictions in place and a brand-new venue it will be a very different Quilt Encounter. There will be opportunities for South Australian quilters who haven't previously registered to participate, and I'd like to encourage you all to consider coming along to share one of the few major quilting events that we've been able to host this year. For more details about Quilt Encounter 2020....keep reading!

Wishing you all a productive quilting, and hopefully warmer, month!

Chris

PS. Julie Haddrick is putting together a large care package for KI bushfire victims (some of whom will hopefully be quilters). Over the past months SA quilters have asked where they can donate quilts - and here is your opportunity to do so. Many of you may also be happy to donate your recent mystery quilts. If you'd like to be involved, please can you email me and I'll put you in touch with Julie.











Email president.saquilters@gmail.com

I-PATCH FEEDBACK

- *Thank you so much. Excellent. Sue*
- *Thank you, QGSA, for a very informative, interesting and engaging Newsletter! I should have been getting dinner, but that had to wait until I had read it all! The instructional segments are also very welcome. Janise*
- *Brilliant, brilliant, brilliant! Oh, you wonderful women! To have an enjoyable, readable, informative, fun copy of PATCHES our Guild's magazine on line – what a wonderful beginning to the end of July!!!! May Spring come soon. Congratulations to all those involved in the latest of 18 page I-Patch!!! Jenny*
- *Congratulations to Chris and the I-Patch team for this wonderful inspiring news and information of the S.A. Quilting world during this tough time. Made my Friday morning coffee much more enjoyable! Will certainly save and watch again! Blessings to you all. Margaret*
- *Thoroughly enjoyed this edition. Linda*
- *I have just read through your expanded I-Patch and I like it very much. It has brought me up to date with lots of quilting news which I otherwise would not have known as I relied on gatherings for that. It was so sad to see all the exhibitions which have been cancelled although hopefully re-scheduled to next year. Thank you for all your hard work with this edition and the Facebook page. Hope to see you all in person soon. Jan*
- *I will need several coffee breaks tomorrow so I can read all of it ... looking forward to reading about Faye. The Covid info might come in handy as things get back to normal, so thank you for that. Judy*
- *I don't usually participate in online activities and much prefer a paper version but when I finally decided to look at it I found your I-Patch mag interesting and informative. Elizabeth*



Executive Committee

	POSITION	POSITION HOLDER	CONTACT EMAIL
	President FOQ Committee Finance Sub Committee Scholarships and Grants	Chris O'Brien	president.saquilters@gmail.com
	Vice President Projects Appraisal Panel Teacher Contact	Heather Ford	appraisals.saquilters@gmail.com
	Secretary FOQ Convenor	Ann Ewer	secretary.saquilters@gmail.com foqconvenor.saquilters@gmail.com
	Honorary Treasurer	Keith Holland	treasurer.saquilters@gmail.com
	Assistant Treasurer	Jan Goulter	banker.saquilters@gmail.com
	Records Registrar Group Liaison	Cindy Massey Jane Polden	registrar.saquilters@gmail.com
	Librarian	Michael Barton	library.saquilters@gmail.com
	Membership	Margaret Sampson	membership.saquilters@gmail.com
	Member Attendance Registrar Meeting Speakers Shop Liaison	Peggy Argent	shopliaison.saquilters@gmail.com
	Meeting Greeter	Emilie Knight	
	Meeting Demonstrations	Jane Polden	
	Merchandise	Jo Reardon	merchandise.saquilters@gmail.com
	Raffles	Dorothy Paterson	raffles.saquilters@gmail.com

Continued next page.....



Support Positions

....continued from previous page

POSITION	POSITION HOLDER	CONTACT EMAIL
Insurance Liaison Public Officer	Bron Atkinson	insurance.saquilters@gmail.com
Editor Patches Newsletter	Bron Atkinson	editor.saquilters@gmail.com
I-Patch Team	Chris O'Brien Kathleen Rossini	ipatch.saquilters@gmail.com
Appraisal Panel Representative	Heather Ford	appraisals.saquilters@gmail.com
Judging Panel Representative	Jill Christian	judging.saquilters@gmail.com
Tiger Team	Vicki, Michael, Peggy, Emilie	



Other Responsible Contacts

POSITION	POSITION HOLDER	POSITION	POSITION HOLDER
Archives	Candy Walker	Dare to Differ	Suzanne Gummow
Claytons Committee	Lessa Siegele	Frame Hire Bookings	Jan Goulter
Community Raffle Quilt Bookings	Jo Reardon	Quilts of Love	Jill Clausen
Flinders Kids	Kay Lovell	Quilt Encounter Convenor	Kerryn Brand
Southern Comforters	Mary Heard	Supper	Carolyn Thurtell
Publicity Facebook Web site	Kathleen Rossini		

Guild Contact Details:

- Postal Address: PO Box 993, KENT TOWN SA 5074
- Email: secretary.saquilters@gmail.com
- Web site: <http://www.saquilters.org.au/>
- Facebook: <https://www.facebook.com/saquilters/>



Festival of Quilts Raffle



The 2020 Guild Raffle, which in other years would have been drawn by now, is still very much alive!

We have been able to have the Major Raffle Licence amended and have new dates for close of ticket sales and the Draw Date. The new Draw Date is 4th February 2021 which is hopefully our first Guild meeting for 2021. ALL tickets sold, that is before and after August, will be in the draw.

The first prize, **Paws for a Cause** quilt is still as spectacular as ever and the new **B325 model Bernina** sewing machine is second prize. The beneficiary this year is **DEBRA Australia** (debra.org.au)

which is a not for profit volunteer based organisation that does not receive any direct government funding and works tirelessly to support those living with the rare skin blistering disease called *Epidermolysis Bullosa* (EB).



The Guild has already been very well supported by affiliated groups who have sold tickets and we thank them whole-heartedly. As you all know we were unable to sell tickets this year at Festival of Quilts - last year we sold 1500 tickets there. If any group, individual or shop were able to sell a book or more, there is still plenty of time as I don't need the books back until December. I recently met a very passionate DEBRA

life member, Laraine, who is incredibly grateful for this raffle so let's do the best we can for them while also doing justice to this raffle.

To request raffle books or if you have any questions please email angeyeates@gmail.com or phone 0404 884935. I will send a letter with further information when books are requested.

Happy Stitching, Angela Yeates.



Festival of Quilts ~Masquerade~

NEW DATES

Friday 30th April to
Sunday 2nd May 2021

Put the dates in your diary

- Enter your quilts now <http://saquilts.org.au/>
- For further information <http://www.saquilters.org.au/exhibitions.htm>

Epidermolysis Bullosa (EB) is a rare disease whereby the skin blisters and peels at the slightest touch. Living with EB has been likened to living with third degree burns. It is very painful, and sufferers must be bandaged every day with dressings to protect and medicate their wounds.

My involvement with **DEBRA** came about because my mother in law, my husband, our daughter and three of her children have *Simplex Epidermolysis Bullosa*, (or EB, as we say, much easier to pronounce) a very mild form of the condition. I have been involved for, whoops, when I think about it over 40 years. But I became seriously dedicated to fundraising and raising awareness of this condition after meeting Kate who had *Recessive Dystrophic* EB. Sadly Kate passed away five years ago at the tender age of 27. While I could tell you just how wonderful Kate was, I would like to suggest you Google - KATE – FOCUS ON ABILITY – a short five-minute film showing a day in her incredibly short life. For all that, as Doctors have said, this is the cruellest disease known and I never once heard Kate complain. She was always willing to support whatever was asked of her, even to the extent of being involved in numerous trials, even though she admitted they would not benefit her, but may help future sufferers. One of these trials was in Sydney where she underwent over 200 injections- half placebo and half a trial drug which may have helped. It didn't prove to be beneficial in the long run, but this was on her birthday! Again, no complaints from Kate.

Kate was a talented artist, despite her fingers having fused together from the constant blistering, she held the brush between her stumps. She loved eating and baking, so she was fortunate as some of the more severe forms of EB, due to blisters, are only able to either eat food which has been liquified or they have a stoma attached, so no taste buds to enjoy that meal.

DEBRA is now a national body after South Australia held the first ever national conference 17 years ago. DEBRA supports families of those who have EB, from the time of birth which as you can imagine is an incredibly stressful time. The baby may be born with their skin sheared off during the birth, they will then spend their entire life with spontaneous blisters forming all over their body, externally and sometimes internally. These blisters need to be pricked and covered daily, which can take up to three hours, again a very painful experience, which as one sufferer said over a week equates to a day spent having the blisters treated.

With Simplex EB there is a fifty percent chance of this being passed on, but with the Recessive forms, there is no history of the condition, both parents are carriers but are unaware of this until the baby is born so a very difficult time for all concerned. Often the medical team have never heard of EB, so they do not know how to handle the situation, and in the past the baby has been quickly removed from the birthing room before the Mothers sees the baby.

~~~~~

In South Australia we set up a fund on Kate's behalf, and this, below, is the spiel I use with her photo.

Imagine your skin is as fragile as a butterflies' wings. With painful blisters and wounds that form at the slightest touch. This is the reality for people living with *EPIDERMOLYSIS BULLOSA* (EB). The worst disease you have never heard of. EB is a rare distressing incurable genetic skin condition that affects all parts of the body [www.debra.org.au](http://www.debra.org.au)

In recognition of Kate, we set up the Kate Turner Fund, where we offer an annual Grant up to \$5,000 for those suffering this horrific condition, this can be



for a wish which may assist them to improve their quality of life or just boost their morale. Kate has been my inspiration and the reason I fundraise for **DEBRA**.

**Laraine Frost**

# Quilt Encounter 2020



**Quilt Encounter** is on track for a fabulous week of comradery, stitching and fun at our new venue this Year. The **Stamford Grand Hotel** in Glenelg (<https://www.stamford.com.au/sga>) will be our base from **Sunday 4<sup>th</sup> October to Friday 9<sup>th</sup> October 2020** – with spacious classrooms overlooking the ocean.

The **Quilting Room** and **Widebacks Australia** are our two major sponsor shops and they will be there with us, with a great space to display all their “quilty” goodies. **Otto & Penny’s Sewing Centre** and **Bernina**, always very supportive of Quilt Encounter, will be joining us at the Grand Hotel as well.



<https://thequiltingroom.com.au/>



<https://www.widebacks.com.au/>



<https://www.opsewing.com.au/>

We have vacancies in quite a few workshops and would welcome some more South Aussies to this great annual event – either to “live-in” or join us as day participants.

## A few places are available in each of the following workshops:

- Lolly Bliss Bombs & Happy Daisy (Rachael Daisy),
- Quilted Wedge Sampler (Rachelle Denny),
- Over the Hill (Wendy Williams),
- Geraldine Giraffe (Pam Holland & Roz McDonald),
- Country Revival (Kathy Horton),
- Sashiko Stitched Japanese Bag (Jacky Eyre),
- Snowball Circle (Chris Jurd)
- Viva La Vintage (Chris O'Brien).



We also have two new workshops with some vacancies – details next page. A two day class **Pretty Pouches & More** with Heather Ford and a one day class **Stitch Stories** with Pam Holland.

It will be “first in best dressed” for these spaces – please contact Kerry at:

[mikeandkerryn@bigpond.com](mailto:mikeandkerryn@bigpond.com) for further info and to organise Registration Forms to join us for Quilt Encounter this year.

The Stamford Grand Hotel does of course have strict regulations to follow to keep us all **Covid** Safe and we know everyone will be happy to comply with these Government and Health rulings.

We are very much looking forward to seeing you soon for another great Quilt Encounter this year.

Thanks and regards

**Kerryn & the Quilt Encounter Committee**

Continued next page.....

## Pretty Pouches and More with Heather Ford


In this class we will have fun with English paper piecing and decorate three different sized handy project pouches and two book/journal covers. Techniques covered will include the basics of English Paper Piecing including fussy cutting, and using the chosen shapes in a variety of interesting ways along with hand and machine applique. We will then construct the pouches, machine quilting them and finishing them off with a single fold binding. The book covers having been decorated with EPP will be constructed using the machine. Some finishing may need to be completed after class.

**Heather**



## Stitch Stories with Pam Holland

### Personal places, spaces and traces in Textile Art



We're going to collaborate, and spend time with each other on this project. We're going to look at the stories behind the things we see. Every thing has a story. You will experience inspiration, and to be inspired is to have an experience, the experience of recharging your passion for textiles. You will learn to expand your creativity and find the creative genius within you in a relaxed and almost therapeutic way.

**Pam**





# Sewing Room World Tour

## with Cindy and Jane

What a wonderful way to spend a morning. Jane and I had the pleasure of visiting the Rossini household on our inaugural ***"Show Us Your Sewing Room World Tour"*** (however due to Covid 19 we are unable to leave the country, so we are starting with our very own SA Quilters' Guild). Back to our story, we were invited in by Kathy and Bruce, met the beautiful family cats Betty and Mia, got to post our letters in amazing storage units, fashioned as Australia post letter boxes by Bruce, enjoyed morning tea, AND got to check out Kathy's lovely sewing space, which she shares with Bruce.

Kathy explained that she had been quilting for less than a decade, but what a powerhouse. All of her piecing is sewn on her domestic Janome Horizon and Kathy also admitted to owning a spare machine, just in case. Additionally, the proud owner of a Bernina Q20 quilting machine, Kathy described this machine as her favourite thing in the sewing room (not counting Bruce). Betty and Mia also like to spend time in this share space with Kathy and Bruce, offering unlimited advice and support.

It was such a nice morning to go visiting and we discovered that Kathy is not only a beautiful quilter, and knitter, she had recently learnt to crochet, and she and Bruce share a love of wood carving and they are both very good. Thank you, ta, cheers Kathy for being our first guinea pig and inviting us into your home.

If you would like to share your sewing room with us and the world, please contact us and don't forget to check out our video tour of Kathy's sewing space.

Jane 0400 873131

Cindy 0413 097546

**To access Jane and Cindy's YouTube September I-Patch interview with Kathy Rossini, click on <https://www.youtube.com/watch?v=MsJHerNq6-U> or copy and paste the web address into your web browser.**



Jane, Kathy and Cindy



Mia and Betty



Cot quilts and matching pillows made by Kathy for triplets in foster care



# Gawler Quilting Circle - Post Covid19

by Sonia Holton

We had received the email from Guild president Chris O'Brien advising that due to Corona Virus, Guild would be cancelling their meetings. We as a group were due to meet within the coming weeks – with a great deal of discussion we also made the call to cancel our own meeting. This would be the first of 4 meetings cancelled. Our priority was the safety and wellbeing of our 60+ members.

Where to from here? We had made plans for a BMT (Biggest Morning Tea) workshop to be held in May. The president and secretaries met and with the support of the committee members we decided to host a virtual morning tea and workshop. This was one way that we could stay in



touch with members while still raising funds for the Cancer Council of SA – as a group we were able to donate \$500 with approximately 20 participants. As a surprise to all who participated a couple of members made up special morning tea boxes and delivered them to as far away as Modbury, Two Wells and Hamley Bridge on the Friday evening and early Saturday morning prior to the workshop beginning at 10am. Members were encouraged to send photos of their progress throughout the day which were shared to our Facebook page. Lizzy Brown of Jacaranda Quilts very generously donated the Quilting/batting & thread to the first person to finish their quilt top – Congratulations Sue Prothero for finishing first. A second prize of 5 spools of Rasant thread was won by Jenny Dowling.



The quilt that we made for our BMT was aptly named ***“Which Direction?”*** this was a quilt that could be made from 8 fat quarters and a contrast fabric. We thought the name appropriate given that no one knew which direction this Pandemic would lead us.

Due to Covid19 we had to cancel a retreat to Mannum, our Saturday Sewing held twice a month and our weekly Wednesday “Greenies” sewing group which is held in private homes each week.

Without this regular contact with our friends and sewing buddies life was strange and quite surreal! There was more time for sewing at home but many people had lost their motivation. The regular posts on the Guild’s Facebook page were a welcome distraction. The many mystery quilts to sew along with and the amazing ***Rachelle Denny’s Mysolation*** quilt and extraordinary fundraising efforts were highlights.

Finally in July after four months when SA had managed to control the first wave of Covid 19 we decided to resume our Saturday Sewing Group following strict Covid rules.

Continued next page.....



BMT Quilts



It was fantastic to see some normality creep back into our lives. Next to resume was “Greenies” – we had decided not to meet in private homes but in a hall to lessen the burden and worry on everyone. This has proven to be a great step forward – people that had experienced isolation and loneliness were able to once again look forward to catching up with friends.

After several weeks in July we were confident to hold our members meeting, social distancing was place with lots of hand sanitizer at the ready. We had invited Prue O’Donovan and Gail from Quickest Warmth to be guest speakers at our meeting. This was such a great meeting listening to these two ladies speak about what they do on a daily basis who give so much back to the community. I doubt I have ever met anyone as generous or humble as these ladies. There was a great deal of chatter and happiness to be heard and seen. Quilters are indeed an amazing group of people and some of the most giving you will ever meet.

Behind the scenes the committee was working hard to navigate the new rules and regulations to ensure the safety of our members. Every alternate year we hold a Mystery bus trip in August – this was that year. How was this going to happen? Was it going to happen? Thanks to the fantastic efforts of the SA public and medical professionals things were going ok in SA with some restrictions being lifted.

Our bus trip was all booked for Saturday the 15<sup>th</sup> August. 28 ladies and 1 gentleman had registered. At 8:25am on a drizzly morning we were off to our first shop “Quilters Quarters” at Lockleys. We had split into two groups – group one would shop first while group two enjoy morning tea, we would then swap over. This worked extremely well with Lyn, Doc and their helpers welcoming us off the bus – the morning tea was delightful; a special area had been set up for us to sit and enjoy a cuppa in the morning sun complete with patio heater, cushions and quilts! Lyn also gave each person on the bus a 2 ½ “square Candy pack as a thank you for visiting.

Shopping done and a wave goodbye we were off to our next destination. There was lots of guessing about where we were off to next – we jokingly said Kangaroo Island. Penny Lane Patchwork at Victor Harbor was our next stop and we had arrived half an hour early surprising Penny – but she was ready for us. Group one was ushered through to the new classroom area to enjoy a lovely Subway lunch followed by homemade scones with jam and cream and a nice warm cuppa while group two were shopping. Once again the groups swapped between shopping and eating. Penny provided some lovely raffle prizes that were drawn on the bus before leaving.



Continued next page.....

After a couple of hours of glorious shopping we were on the road again to our final destination – Widebacks at Seaford – Brenda had stayed open later so that we could shop. Widebacks has a fantastic range of pre-cut fabric packs and the largest range of extra wide fabrics. When everyone had finalised their purchases we were back on the bus for the trip back to Gawler. The excitement level was high after such a fun day out.

We arrived back in Gawler just after 5pm thanks to the wonderful driving of the bus by Gerry! I think there were many exhausted shoppers alighting from the bus with purchases in hand. I did remind everyone that the little pieces of paper each shop gave with purchase were prescriptions not receipts! *“Quilting is cheaper than therapy”.*

What has this Pandemic taught us?

- Together we can do amazing things
- Quilters are extremely generous people
- Don’t take for granted the freedoms we have – they can be taken away so very quickly
- Family, Friends, Food and Fabric is all you really need
- You don’t need to stockpile toilet paper

We look forward to what the remainder of this year will hold and what 2021 will look like.

As a group we are planning for our Textile Art Weekend and exhibition in October next year.

**Stay Safe & Happy Quilting**

**Sonia Holton – President**

**Gawler Quilting Circle.**

---

## DO WE NEED A COVID MARSHAL AT OUR QUILTING GROUP MEETING?

I have been asked whether or not our affiliated quilting groups need to have a COVID Marshal at meetings.

I’ve copied and pasted the table below from a more comprehensive table on this website:

<https://www.covid-19.sa.gov.au/recovery/covid-marshals>

It would seem that the service of food is the key determinant in separating the two categories, so our recommendation continues to be that individual members of groups bring along their own morning/ afternoon tea, lunches and drinks so that no sharing or service is involved.

This website contains a wealth of information about nominated v dedicated COVID Marshals, so we urge all group convenors to familiarise themselves with current government regulations with regard to COVID Marshals. Our quilting groups meet in a variety of community situations which may also impact on which category a particular group may be considered. If you have any concerns or questions, please contact SA Health directly.

|                                                                                           |                                                                                                                           |                                                                                                      |                                                                                                                                                                                                                                                                                                                                              |
|-------------------------------------------------------------------------------------------|---------------------------------------------------------------------------------------------------------------------------|------------------------------------------------------------------------------------------------------|----------------------------------------------------------------------------------------------------------------------------------------------------------------------------------------------------------------------------------------------------------------------------------------------------------------------------------------------|
| <b>Recreational Activities</b><br>Eg. Mini-golf, Billiards,<br>Tenpin Bowling, High Ropes | • COVID Safe Plan Required*<br><small>*Unless more than 1000 people attending then COVID Management Plan Required</small> | • 1 person per 2 square metres<br>• Must take reasonable steps to maintain 1.5m physical distancing. | • If consuming food and beverages then must be seated at a table separate from any bar/area where orders are taken<br>• If food served COVID Marshal required<br>• Patrons must remain within the vicinity of their group<br>• Shared equipment and frequently touched surfaces need to be cleaned between use by different groups of people |
| <b>Indoor Public Meetings</b><br>Meeting, lecture or presentation                         | • COVID Safe Plan Required*<br><small>*Unless more than 1000 people attending then COVID Management Plan Required</small> | • 1 person per 2 square metres<br>• Must take reasonable steps to maintain 1.5m physical distancing. | • Contact tracing required                                                                                                                                                                                                                                                                                                                   |

Encouraging at least one member of each group to do the COVID Marshal training is also recommended as an additional safety measure for all groups. I believe that the training takes about 1 hour to complete.

**Chris O’Brien**  
**President/QGSA**







**Kornacraft can be found right in the heart of Gawler, South Australia's first country town, right on the edge of the Barossa Valley.**

A lovely family run sewing shop with a focus on quilting, haberdashery, sewing machine sales and service and a range of classes that bring the local sewing community together.

Current owners Kim and Chris Peake purchased the business in 2007 and moved it to its current location in January of 2012 after purchasing the building the previous year and remodelling the shop into the large bright space it is now.

Kornacraft is actually the continuation of a sewing business that has been in operation in Gawler since 1958. Originally owned by Max and Merle Rogers as a Singer sewing machine franchise, both had been involved with Singer for many years before purchasing the franchise and starting their own business. The business covered a very large area with Merle traveling to places as diverse as Naracoorte, Mount Gambier and Paratoo Station to demonstrate and sell machines. After a few locations and coming to be named Gawler Sewing and Knitting Centre, the shop location settled on the main street of Gawler opposite the end of Lyndoch Road, where it remained for many years. As the name suggests it sold sewing and knitting machines (remember those?), dressmaking fabrics, haberdashery and notions as well as servicing machines. During this time the business took on Janome sewing machines and became a fixture of the Gawler landscape. Some of the long-term locals may remember visiting the store and seeing their very friendly black Labrador, Pedro, who spent many years welcoming customers to the store.



In 1989 Merle retired and the business was purchased by Marie and Barry Argent. Not long after, the store moved to the corner of Murray Street and Finnis Street on the main street of Gawler. It continued to sell sewing machines, fabric and haberdashery but also took on more crafting lines like cardmaking and art supplies. It was now that it became known as Kornacraft (it was on the corner, sold craft, get it?). During the early 1990's Kornacraft opened a second store in Tanunda which operated for about four years. It was during this time that the transition was made from dressmaking fabrics to quilting. The shop in Gawler ran many sewing and art classes on the basement level of the shop, affectionately known as the dungeon. The business came up for sale when Barry retired and that is when Kim and Chris stepped up and we have the quilting store we love today.

After many years working in the health care industry, when asked why she purchased the business Kim, who has always enjoyed sewing, said she was simply ready for a change. She laughingly said she had crazy dreams of sitting comfortably in her cosy store, spending her days quietly sewing with no interruptions. While running a small business hasn't really given her the quiet time envisioned, she has been able to share her passion with the wider community and helped others enjoy and follow their own sewing journeys. Kim is also a keen supporter of the local small business community and for many years has been involved in the Gawler Business Development Group, which provides guidance and support for small businesses in the area.

Although not able to quietly while away her days sewing, Kim has not been alone to meet the demands of running a small business. Kim's husband Chris can be seen manning the counter most Saturdays. As well as his day job, Chris has taken on bookkeeping duties and has completed training in servicing Janome and Brother sewing machines, which he tries to fit in after hours, keeping himself busy.

Continued next page.....

Including Kim herself, the staff at Kornacraft have over 100 years of combined sewing experience. Kay began her time with the business back in 2005. Although she has a background in accounting Kay has been sewing since high school and has expanded her skills to include quilting and developed a talent for embroidering articles for customers using several of the shops large embroidery machines. Kay is currently the shop's longest serving employee.

Jenni is another long-term employee. The daughter of Merle and Max, Jenni has grown up quite literally surrounded by the sewing shop in Gawler, this has given her an extensive knowledge of all things sewing and is the store's resident overlocker go to gal, running regular overlocking workshops. Although she has gone off to try her hand at other jobs, she has, at some stage, worked for every owner of Kornacraft throughout the years.

Keeping it in the family, Jenni's daughter Clarissa joined the Kornacraft crew eight years ago, making it three generations which have worked for the Gawler sewing shop. Clarissa, like Kim and many Kornacraft sewing regulars, has a background in nursing. Maybe there is something to be said for the creativity and relaxing nature of sewing. She even remembers helping her grandparents with stocktake when she was around 10 years old, counting buttons, so many buttons.

Rounding out the regular team, Kornacraft has recently welcomed 15-year-old Charlotte. Starting out in Kornacraft's after school sewing classes when she was 11, Charlotte developed a love and knowledge of sewing which she is enjoying translating to her first job.

If you have ever had your sewing machine serviced at Kornacraft, it was probably done by Sam. Working for Singer after he arrived from Ireland, where he was a sewing machine mechanic in a millinery factory with responsibility for hundreds of machines, Sam serviced machines for Merle and Max offsite for many years, finally joining them in store in 1982. He continued servicing as a contractor for the store right up until earlier this year, when he decided to retire at 82 years young.

Kim also brings in a dedicated quilting teacher, Yvonne, who teaches three classes a week. Yvonne brings years of sewing and design experience to the team and a truly encouraging attitude that brings out the best in our quilters.

Kim has worked hard over the years to provide a wonderful place to get all your quilting and sewing supplies. She continues to provide new opportunities to learn with multiple quilting classes every week, three after school classes for children from eight years old, weekend workshops and one on one lessons if required. Kornacraft also has regular sit and sew sessions, where sewers and stitchers can come together for the day and work on their own projects in a group setting, giving participants a chance to chat and while away the day.

Always looking to expand with new ideas, this year Kim had her first SASSI (South Australian Sewers and Stitchers Inspired) retreat. This was a two day event that gave the attendees the chance to learn new skills, this year with a focus on South Australian sewers, designers and businesses. With four classes and a presentation held over the weekend, and food provided throughout the day, it was a wonderful event that Kim hopes to present annually.

Although it has been a difficult year for so many small businesses, with trying times like the current situation around the world, shops like Kim's provide a welcome refuge. A place for like minded people to spend time doing something they love, relax and sew while having a cuppa and a great chat.



# Library



**Afternoon Fellow Quilters,**

Just a brief hello and how ya' doin' from the Librarian. Seeing as how we are now not having a meeting until at least February I have been asked what happens with our checked-out library books.

My response is basically I hope you checked out a book or two you really liked because you are going to have them a *loooooong* time. You probably will get to memorise most of the patterns and directions in the book and end up making more quilts than you need as gifts for the rest of the year.

Please don't worry about getting thrown in the "slammer" over unpaid fines. Under these exceptional circumstances all fines (which never existed) will be waived. If you feel guilty like you have to pay money for the extension of your books I will send you my bank account details and you can help towards that new Janome M7 I looked at the other day. No more guilt!

Just keep our books safe and enjoy them while you have them. Return them to the first meeting that we have next year, and if you cannot attend then pass them onto a friend to return for you.

Please stay safe yourselves and sew with joy and total abandon. Remember to occasionally stand up, stretch, and take a deep breath!

**Love to you all.**

**Mike**



**Michael Barton**  
Guild Librarian

## **A LITTLE BRAIN TEASER**

Can you find the  
the **MISTAKE?**

**1 2 3 4 5 6 7 8 9**

**Did you spot the mistake in last  
month's brain teaser?  
The word "the" appears twice!**

If I waited until I had all my ducks  
in a row, I'd never get across the street.

Sometimes you just have to  
gather up what you've got and  
make a run for it.

Judge Lynn Toler





# My Facebook Challenge

by Prue Wheal

---

My friend Val challenged me to share the picture of a different quilt, one a day for 10 days. Then I was asked to write a little about each one for *I-Patch*, so here goes! This is a little about why or how I created those quilts.

---



Cassowary. "Don't mess with me" 102x117cms

She began as a collage of fabric which I heavily thread painted to get the shimmery effect of the fine blue feathers. I quilted it onto a background of "Grunge" fabric, but was not happy with it. I wanted the bird to look as though it was emerging from the forest. So she became a UFO until I discovered some curtain fabric printed with tropical leaves. I fussy cut them, secured the edges with zigzag stitch and stiffened them. Meanwhile the cassowary was removed (cut) from the original quilted background and applied to the top of two layers of heavy netting. Some leaves were placed between the two layers and some on top to create the 3-dimensional effect. Then I felt that the background of the forest needed to look more forbidding so a piece of fabric in my stash worked well behind the netting.

---



"Friendship is Free" 125x125cms

This was for the 2013 AQC Challenge, "Free", but was not successful. I had taken a picture of the two giraffes at Monarto as they were munching on a twig, one at each end. This was a quilt which evolved and seemed to take on a life of its own. "What if" was a constant question as I added pieces. The little silhouette of the giraffes and elephants were appliqued, and as I had the tiny folded log cabins in just the right colours I added these for good measure. The background needed to look rather like savannah so I got busy with dye and paint and sponges and I quilted it using twin needles. Then to add more of an African touch I added the silhouettes of the African families holding hands.

---



"Joy" a triptych 198x167cms


This was a joy to make, my workroom glowed with colour from beginning to end. It is not entirely improvised as I did try to coordinate the colours and have them blend between the three main panels of red, green and blue. The gradated fabric helped to make this quilt "work" for me.

---

Continued next page.....



I love magpies. Like much of my hand dyed fabric the background fabric was some I did not think would ever be used, but the message is: don't throw it away, it may be just right for something one day. Then I experimented by swabbing soft leaved plants with acrylic paint and stamping them onto the fabric. Some of our machine embroidery stitches can also make good "weedy" looking plants as well. I painted calico in long brushstrokes of fabric paint, using all the colours one sees on the bark of our native gumtrees. It seemed to work, and then I cut and appliqued pieces to the background having cut them to resemble tree trunks. The magpies were copied from my photos. I used black cotton and white satin fabrics which I fused and thread painted to secure the raw edge pieces. The difference with this project was that I used light weight pella as batting and attached the finished project it to an art canvas, it is light and instantly ready to display on the wall.



"Magpies at home" 50x70cms

This was for the 2017 Festival of Quilts challenge, "South Australia-ocean to outback" Each panel was individually made into a quilt. To make them stand out I then mounted them onto a quilted background. I found quotations from Australian writers which seemed to speak so well for each picture and printed those onto matching fabric and appliqued them under the appropriate panel.



"The country we share" 110x55cms

I love the quotes, eg from Colin Thiele's book, Magpie Island, "A magpie can be happy or sad, sometimes so happy that he sits on a high, high gumtree and rolls the sunrise around in his throat like beads of pink sunlight and sometimes so sad, that you would expect the tears to drip off his beak."



"Outback Guardian" (2) 81x125cms

There were about 5 years between the making of these two quilts. I found the second reptile already to go in my box of UFO's a year or so ago and so challenged myself to make another outback scene to match the original. As the shape of reptile was a mirror image it helped to pair them up. Lots of embellishments, thread painting, fabric paints and fun.

Continued next page.....

Less said the better! Except when people knew I was attempting it they generally said, "make sure you give him orange hair" I intended to do that but then discovered the multicoloured fabric and the angle of lines on it worked well. Sometimes a lucky find of fabric changes my original idea completely.

**"Not my President" 68x88cms**



We watched a fascinating program one evening about cave dwellings in Matero, Italy. These had been lived in from BC until mid 20<sup>th</sup> century. Now some are being renovated as tourist accommodation. My stash of used up shop jeans came to mind and a few handdyed doilies served as old tiled rooves. After commencing the scene it simply evolved. So now it is nothing like Matero, I am sure!

**"Cave dwellings in Matero 98x73cms**

Our Guild always reminds us about the Adelaide Parklands Art competition. It must represent something to do with the Adelaide Parklands and may be any art medium. The trees flanking Colonel Light's statue on Montefiore Hill are Aspen with white soft bark which simply begs anyone wishing to leave their mark for posterity to carve into it. I enlarged the photos four times, printed them onto fabric,

carefully joined them and backed them with strong interfacing to enable intense thread painting. The resulting three layers were then framed.



**"Graffiti or Arborglyphs?" 116x70cms**

The Adelaide Parklands horticulturalist told me the marks I called graffiti were Arborglyphs. She told me a lovely story how a family had requested the bark from one tree that had been removed. The family wanted to save the bark because their parents initials had been carved on it by their father many years ago when he and their mother were courting.

This was entered in the 2015 AQC Challenge, "True Blue". The picture of the Lorikeets was adapted from a photo I had taken when the lorikeets visited the balcony in the hotel where we stayed in Port Stephens, north of Newcastle. My son pointed out to me that the birds appliqued in the background were all flying in unison, not a feather out of place! Oh well, artistic license Matthew!



**"Dinkum Aussies" 90x90cms**



# Clayton's Committee History

In the beginning we were the Guild's Quilt Encounter Committee. Formed in 1992, and for the next twenty years our committee, there are 11 members, organised the Guild's annual week long live-in quilt camp.

During this time our committee also organised fund raising events for charities assisting our family members – Lessa's mum at Resthaven, and Faye's daughter Lauren at Ashford Special School and later, Bedford Group. Guild members and friends enjoyed the annual quilt display in Lessa's spacious garden; and then Lessa downsized.



Clayton's Mystery—Medallion Star

So in 2008 we began holding Mystery Quilt Workshops, providing quilt kits cut from our fabric stash and patterns. In our first year we raised \$16,000. Three hundred quilters attended our last big events in 2014 where we raised \$104,000.

As an "aging" group, Roma has turned 91, we decided to scale back our activities and began making quilts for hospitals. We were to do as little or as much as we liked, as and when we wanted.

Over the next five years we made more than 1000 quilts. We have a photo album of all the quilts made and have received many heartfelt letters of appreciation from recipients and their families. And so we keep on doing what we love – making quilts.

By popular demand we continue also to cut quilt kits; there is never a shortage of fabric kindly donated.

And we conduct workshops for groups in the city and country for which we supply a variety of kits and patterns. There are approximately 20 different patterns to choose from. Without charge our "retired" teachers provide instruction and the rest of us do the ironing. The pre-cut kits cost \$50 each and we like to sell 20 on the day. The group is responsible for the venue

Since "scaling down" our activities we have raised a further \$50,000. Total amount raised so far is in excess of \$300,000 for Bedford Group.

To enquire about Mystery Quilt kits or having a Bedford day for your group contact:

- Lessa Siegele at 0407 609768 or email [siegele@internode.on.net](mailto:siegele@internode.on.net)
- Faye Packham at 0408 724428 or email [fayepackham3@gmail.com](mailto:fayepackham3@gmail.com)



Lessa and Faye present donation to the Bedford Group

# SUPERQESALE

**SPECIAL  
PRICES**

**PLUS  
FREE**  
PLEXIGLASS  
EXTENSION  
TABLE



Otto & Penry's Sewing Centre  
34 Smith St.  
Walkerville 5081  
Ph 8342 0533 [otto@opsewing.com.au](mailto:otto@opsewing.com.au)

**BERNINA**

**BERNINA**  
swiss engineering



# Tea Tree Gully Quilters

Living with Covid-19 has changed a lot of things for our quilting community hasn't it? For Tea Tree Gully Quilters, it meant going into hibernation for four months, which had its complications for the committee.

- As in many groups, most of our members are retired and many fell into 'at risk' groups. Our group activities are an important form of social contact for them and we didn't want to lose touch because of isolation. We sent out announcements and newsletters to everyone to keep them up to date. Thanks to everyone who also shared newsy emails and photos and made sure that those without internet access didn't miss out on club news.
- We couldn't hold our AGM as scheduled in May, so all committee positions fell vacant and membership fees became due. Fortunately our landlord refunded the rent we'd paid in advance for our hall, allowing us to reduce membership fees this year. The old committee has been meeting by Zoom and 'holding the fort' until we can work out how to hold an AGM and still comply with our Covid-Safe Plan. The Government's emergency arrangements allow a 6-months grace period for this.
- In May too, we received news of the success of our community grant application. We went ahead with this, thinking that even though we weren't meeting, members isolated at home would be keeping themselves busy playing in their stashes. This proved to be the case and we delivered the first 18 of our promised quilts a couple of weeks ago. Staff in the Palliative Care Unit were very happy to receive them as 'the beds were looking very bare'. Thank you to everyone who contributed quilts.
- After much soul-searching we decided to go ahead with our annual retreat in June. Sadly about half the members who had planned to attend didn't feel comfortable to do so, but those who went enjoyed being able to get away from home for a bit. Since we couldn't share food, we arranged catering with the motel and had a break from thinking about meals.
- While in Mannum, we made a trip to Mallee Quilts at Karoonda (as you do). Kaye and Sonia made us welcome, and gave a generous donation to our charity project. Thank you.
- We started meeting again in July, after an online survey of members; about two-thirds felt ready to come back. Our landlord left it up to us to organise everything, so we did a Covid-Safe Plan through the SA Health website. Instead of meeting for 4 hours, we now have two 2-hour sessions with members electing to attend either in the morning or the afternoon. People bring their own drinks and snacks and the room is set up so that we are social distancing, but we still seem to be able to generate a buzz of conversation and plenty of show and tell. It's not the same though and we miss those who can't come back yet. Hopefully we'll be able to resume normal meetings again soon.

At our last meeting we shared our experiences of isolation and, perhaps surprisingly, many people in our group found it easier than they'd expected. They felt very fortunate our age and personal circumstances gave us security of housing and a stable income and meant we didn't have to worry about our jobs or schooling our children. Growing up in a time where we learned practical skills and hobbies, made it easier for us to find things to do. It was a good time to unearth and progress UFOs, or to start a new project (eg the Guild challenges) and surprise ourselves with what could be achieved without buying anything (although one husband was heard to ask 'where did that stash come from anyway'). While we missed our families and friends, we learned new ways of connecting. We're very aware though that some people are struggling and our thoughts are with them.

---

**Dot Newbold**

# Magill Quilters

Magill Quilters started meeting in 1993 at the Pepper Street Gallery and as they grew, moved to a room at Magill Primary School. These days a small group usually meets fortnightly in the evening in Glynde for hand sewing and one Saturday a month at the Magill Senior Citizens Centre. At the moment, Covid-19 has forced our evening meetings into recess, but in July we were very happy to start Saturday sewing days again, with our machines. New members are welcome and experienced quilters in the group, some of whom have exhibited and won prizes at Guild exhibitions, are happy to share their skills.



Nine of our members recently ventured out of isolation to Mannum, for our annual retreat. As well as good company and visits to the bakery, we enjoyed some relaxed sewing and in keeping with the times, shared our favourite facemask patterns. The attached photos were taken at the retreat.

Those in the know look forward to our annual morning tea, which highlights members' work while raising funds for a range of charities. As well as a cuppa and a generous plate of food, there is always an interesting display of quilts, as well as a challenge, a quilt raffle and a well-stocked trading table with lots of hand-made goodies. This will be another Covid casualty this year, but keep an eye out for our advertising in *Patches* next year and come and visit.

Although quite small (18 members), the group is prolific and generous in its donations to people in need.

Over the past 4 years, members and friends have donated almost 300 quilts, as well as dozens of cushions, bags, isolette covers, little quilts of love and Christmas place mats. The knitters among us have also donated knitted rugs and made gloves, scarves and beanies for people who are homeless. As with many groups, we've found that



time spent in isolation has increased the number of items completed this year, as well as the need in the community. We are grateful to Campbelltown Council, who have assisted us with a \$700 grant for wadding.

Magill Quilters has a special relationship with the Eastern Domestic Violence Service and the majority of our donations for the past 3 years have gone to their shelter. The pressures of the pandemic on families have created a particularly high level of demand and the 70 quilts we have donated already this year have been much needed.

We are happy to receive and pass on donations to this service from other groups or individuals

who would like contribute a warm hug to the many women and children seeking help to escape violence and domestic abuse. They are happy to receive quilts of any size.



Contact Group Coordinators:

**Mary Ffrench (0488 060 582) and**

**Mary Tucker (0421 492 330) for more details.**

# Mystery Quilts

---

We have been kept busy thanks to our generous designers and many mystery quilters during the Covid-19 isolation period. Each mystery quilt step was published on Facebook where everyone was invited to participate. And they joined from around Australia and from across the world.

~~~~~

QGSA Casa Felix Mystery Quilt by Chris O'Brien

Chris started with her free mystery quilt in March which has attracted 564 members and is still growing. You can still join this mystery quilt and see examples of the beautiful quilts produced by participants on Facebook at <https://www.facebook.com/groups/198743408051579>

QGSA Pick a Box 2020 Mystery Quilt by Lessa Seigele

Then Lessa went through a steep Facebook learning curve to present her free mystery quilt in April. This quilt gave participants choices on layout and finish and again attracted 454 members from all over. You can still join this mystery quilt and see some fine examples of quilts made by participants on Facebook at <https://www.facebook.com/groups/663299804246083>

Mysolation Free Mystery Fundraiser Mystery Quilt by Rachelle Denny

Rachelle launched her amazing free mystery quilt in May which attracted 1,061 members and raised over \$20,600 for **Backpacks 4 SA Kids** through donations and auctions of fantastic items donated by generous suppliers and members. You can still join this mystery quilt and see quilts made by members of Rachelle's mystery quilt on Facebook at <https://www.facebook.com/groups/850224988794269>

Machine Quilting with Rachelle Denny

Following the success of her Mysolation Mystery Quilt, Rachelle launched her online machine quilting class in July through Facebook. To join this group you need to first purchase the very affordable Machine Quilting with Rachelle Denny workbook available from her Etsy Pattern shop. The online quilting class runs similar to Rachelle's physical class. Each week for 4 weeks participants will work their way through the workbook with videos. Weeks 5 and 6 will work on a small quilted project utilising everything that has been learnt and practised. To see more details about this project, go to Rachelle's Machine Quilting Facebook page at <https://www.facebook.com/groups/1615675551933037>

QGSA Round the Block Mystery Quilt with Chris O'Brien

Capitalising on Rachelle's machine quilting class, Chris has designed a free mystery quilt which is simple in its layout using pre-cuts or stash fabric. It offers lots of open space where quilters can let their new found skills loose in machine quilting. The opportunity is there in this design to allow quilters to custom quilt some intricate designs or to practice their all-over quilting. You can see details of this mystery quilt and join on Facebook at <https://www.facebook.com/groups/1341095996079120>

And more quilting projects are planned, so stay tuned.....

Francie Mewett's Story

I am Francie Mewett and was born in a small country town where my parents had a fruit and vegetable shop. I was lucky to have a very creative mother who taught me to embroider, sew, knit and crochet starting at about 5 years of age (many, many years ago now). My first embroidery project that I still own (my rabbit bag) made at Primary School.



I made all my own clothes (with my mum's help) from when I was a teenager. After my marriage I made my own and my son's clothes for quite a few years. During these early years of marriage and being a home mum I did an Arts and Craft certificate course at TAFE studying Spinning and Wool Knowledge, Weaving, Drawing, Design, Painting, Sculpture and Embroidery. In the following years I continued learning as much as possible always happy as long as I learnt one new technique or idea from each course. Some of these classes were Silk Painting, Felting, Printing and Painting.

I started working at a Primary School in 1980 and during the next 21 years I performed a lot of different tasks from designing, making and holding sewing workshops with parents to make costumes for many productions as well as usual SSO tasks. Next came some clay sculpture classes a friend and I attended. I created drunks on benches with bottles in bags and she created babies in eggshells. It was a real hoot. I still have some of mine in the garden but the bench was broken (probably by the drunks) and one of my friends "babies in eggshells" in a glass case.

While in a painting workshop in the hills in 1999 I received a letter from a fellow participant with

It was a quilting class in Aldgate on Monday nights with Pam Holland and Cynthia McLeod as teachers. I went along to suss it



out as I knew nothing about quilting and this was the very start of my quilting journey through to the present day 1999 - 2020 playing with fabric and thread. I had already made a quilt top in 1998 but had no idea how to make it into a quilt with quilting. This quilt was eventually completed in 2002. I had previously been to a class to make a table Centre with Adelaide Sewing Centre under the tuition of Kathy Horton. After Pam and Cynthia I made some samplers with Lyn Uppill at Riverlea.

During the years I have exhibited in many of the SA Quilt Shows and other gallery exhibitions with Quilts and also Art to Wear. The last few years I have been creating Art Quilts with the SAlt group of which I was asked to be part of and I have enjoyed the challenges. This group has also been a great adventurous journey in my textile art to show others what I can create.



Continued next page.....

In 2011 and 2012 I did Cert 3 & Cert 4 in Textile Art at Marden and then followed this in 2015, 2016 with Cert 3 in Drawing and Painting. It was a real wake up and reminder of where I wanted to head with my own work. I now know that Stitching, Drawing and Colour is my passion and will always be a part of my work. I have been lucky enough to be able to attend many workshops with a varied group of tutors over the years.

I now really enjoy challenging myself with smaller pieces trying out new designs, ideas and techniques and still wanting to be part of workshops. I find Fibre arts is the way for me and using mixed media as my preferred choice.

Usually there is at least one of my favourite stitches in every piece I now stitch. I am speaking about 'French Knots'. The last 4 photos below are the series I am now working on and it is called "My Past Revisited". This series is bringing back many memories - some I do not want to remember but overall some amazing memories of times past.



My friends were very surprised when I decided to take part in the Covid 19 Mystery Quilts with Chris, Lessa and Rachelle as I hate making mystery quilts but in this case I was very lucky with my fabric choices as I was really pleased with all my completed quilts.



My Covid 19 Quilts

I actually thoroughly enjoyed being part of the quilting world through these strange Covid 19 times. Thank you so much ladies for all your time. I still belong to the FAN and also SALT as well as Piccadilly Quilters. I hope to keep on learning new techniques and attempting different challenges to keep myself and my brain active for many years into the future. Thank you for reading this account of my journey and I hope I haven't bored you all too much as I did try to make this short.



Some masks I have been making for family and friends who do not sew.

Please be carefl everyone and continue to keep safe.

Francie

Kay Calder's Story

I fell down the rabbit hole into quilting land in 2012 when a friend, on a visit from Queensland, gave me a crash course in piecing and assembling a quilt, together with a quick introduction to foundation piecing. Over the course of a weekend a double bed sized, large pinwheel pattern quilt was pieced, sandwiched and stitched in the ditch. It was then quilted with straight(ish) cross hatch lines using a walking foot and masking tape for guidelines. It has been on the lounge ever since and has survived misuse by dog and husband plus numerous washes.

Making dolls clothes on my grandmother's treadle and Home Economics at High School was how I learnt to sew. I made some clothes plus several sets of curtains and that was the extent of my sewing as gardening and other hobbies were pursued. Several years were spent in the hobby ceramics industry while cross stitch, embroidery, crochet, painting in acrylics and oils took care of any spare time I had for crafts over the years.

The next quilt was made with good quality fabric and very carefully pieced over a rather long period of time, so I thought it was worthy of professional quilting. That experience was the catalyst that launched me into free motion quilting. From magazines and books I learnt some basics and thoroughly tortured my little Janome sewing machine with its 6" of throat space. The purchase of a Janome with 11" throat space was a real game changer and has been used for numerous quilts and wall hangings.



"Dreamcatcher" won Bernina



"Dream Big" 2018



"Feather" 2019 Handquilter Group project



**Shadow Trapunto. Quilt Encounter 2018
Tutor Heather Hopkins**

Continued next page.....



**2019 Handquilter Group Project
Designed by Heather Hopkins**

2017 was the year that the free motion quilting bug really got me. I went to AQC Melbourne and was awestruck by the quilts and the quilting. Later that year I purchased a Handquilter Sweet 16 sit down long arm and discovered Adelaide Sewing Centre and a fabulous teacher in Heather Hopkins and the Handquilter Group. I also joined the Guild around that time as well as Port Elliot Patchworkers. I had found my tribe, as quoted by a Guild member, and so very true.

The highlight of my FMQ journey was receiving the Bernina Encouragement Award at FOQ 2019 for the Dreamcatcher, my first wholecloth quilt on the Sweet16. It was designed by Heather Hopkins for her inaugural retreat in 2018. This is the type of quilting that I thoroughly enjoy, slightly planned and highly improvisational. Having said that it will come as no surprise that I really don't enjoy piecing and I have the evidence to prove that. For the future I see myself venturing more into wholecloth and art quilts.



"Feather" Quilt Encounter 2018



**"Take one Doily" 2019 Handquilter Group Project
By Heather Hopkins**



My second attempt at Appliqué 2016

I hope these photos show how much I have enjoyed my journey in free motion quilting and encourage any one thinking about it to "just do it".

Kay Calder

Workshop



Fifteen quilters took part in a workshop held on 1 August, to create "*The Orange House on the Hill*" with expert teacher and amazing quilter Pam Holland. While some of the small pictorial quilts were more advanced than others at the end of the day, it was clear that the various interpretations of Pam's design will be beautiful when finished.

Many thanks to Heather and Peg for their hard work in looking after everyone on the day, and in particular the attention they paid to *Covid-19* guidelines to ensure that all were kept safe. Thanks Pam for a very enjoyable workshop and thanks also to Keith and Brenton for their setup help.



Left: The group with their work

Above: Pam's Quilt



Right: Heather

BURRA QUILTERS

Another great I-Patch from the Guild in August. On behalf of the Burra members, Congratulations. We will try to get some news from the mid north as we had just begun meeting again for our normal meeting day (1st and 3rd Wednesdays) on July 15th, then on the 5th Wednesday we met to sew for Charity and spent that day making book bags and soft toys for Backpacks for Kids, then along came a new lot of restrictions which we are hoping to work around to meet next week with a mail out to gauge numbers and keep under the 10.

We would average about 12 at our meetings with some members travelling in excess of 80 kilometres to quilt, so with our Covid safe plan in place it will be all steam ahead for those who can make it. We are planning to make quilts for Backpacks at our August meeting so will take photos and send an article after that.

There have been some amazing quilts from the lockdown, we had an internal club mystery and with several girls doing the on line ones our Exhibition in 2021 will be titled "*It's a Mystery*".

Again thanks for your efforts in keeping us all connected.

Cheers

Daphne Lines

QUILT SIZES WITH DROP AND TUCK

Bed	Mattress Size (inches)	Comforter (inches)	Coverlet (inches)	Bedspread (inches)
Crib	27 x 52			
Cot	30 x 75	54 x 87	62 x 101	72 x 106
Twin	39 x 75	63 x 87	71 x 101	81 x 106
Double	54 x 75	78 x 87	86 x 101	96 x 106
Queen	60x x80	84 x 92	92 x 106	102 x 111
King	78 x 80	102 x 92	110 x106	120 x 111

Comforters cover the mattress but not the box spring and generally don't have a pillow tuck. Coverlets cover the mattress and box spring and generally have a pillow tuck. Bedspreads cover the bed to almost the floor and have a pillow tuck.

Added Drop and Tuck	Twin Mattress 39 x 75 inches	Double Mattress 54 x 75 inches	Queen Mattress 60 x 80 inches	King Mattress 78 x 80 inches
10" drop	59 x 85	74 x 85	80 x 90	98 x 90
10" drop & 10" tuck	59 x 95	74 x 95	80 x 100	98 x 100
12" drop	63 x 87	78 x 87	84 x 92	102 x 92
12" drop & 10" tuck	63 x 97	78 x 97	84 x 102	102 x 102
14" drop	67 x 89	82 x 89	88 x 94	106 x 94
14" drop & 10" tuck	67 x 99	82 x 99	88 x 104	106 x 104
16" drop	71 x 91	86 x 91	92 x 96	110 x 96
16" drop & 10 tuck	71 x 101	86 x 101	92 x 106	110 x 106
18" drop	75 x 93	93 x 93	96 x 98	114 x 98
18" drop & 10" tuck	75 x 103	90 x 103	96 x 108	114 x 108
20" drop	79 x 95	94 x 95	100 x 100	118 x 100
20" drop & 10" tuck	79 x 105	94 x 105	100 x 110	118 x 110
22" drop	83 x 97	98 x 97	104 x 102	122 x 102
22" drop & 10" tuck	83 x 107	98 x 107	104 x 112	122 x 112

Drop hangs over the edge of the mattress on three sides. Tuck folds under the pillow.

Source: Missouri Star Quilt Company