

I-Patch

A focus on this month.

GUILD MEMBERSHIP 2020/2021

At this time of the year we would likely see a queue forming in the lobby of our Burnside Guild meetings, with members wanting to ensure that their membership remains current. This year, however, that doesn't look to be possible any time soon.

With no meetings in the foreseeable future, the Executive Committee and Finance Sub-Committee have had extensive online discussions about Guild membership for the next financial year. We had foreshadowed a motion for our May AGM at which we hoped to align our financial year and our membership year, but with no AGM being able to be held we have decided to hold over those plans until next year. Consequently, our membership year will continue to be from 1st July 2020 to the 30th June 2021.

That decision having been made, we discussed options for providing a discount for membership this year, given that we haven't been able to provide our regular programme of events. The Finance Sub-Committee investigated the Guild's budget for 2020 and the reality of our situation was apparent. Without meetings being held we have lost considerable income from door takings and our regular raffle. If Government regulations impact on our ability to hold Quilt Encounter and/or Festival of Quilts we stand to lose thousands more dollars. The savings in not having Patches printed for several months helps but does not come near balancing the loss of income. Additionally, whether we meet or not, we still have a significant annual insurance premium due soon – *which accounts for up to half of everyone's membership fee.*

However, after considering all these issues, it has been decided that we will offer a \$10 discount on membership for both individuals and groups despite the reality that the Guild is likely to (will) incur a loss in the next year or two. **This offer will be available for 2 months only, with normal fees applying after the 1st September.**

As an organisation we are certainly not alone in working through this process, but the bottom line is that membership of an organisation like the Guild is a bit like the statement in our traditional wedding vows: for richer, for poorer, in sickness and in health. We can't just choose to support the Guild during the good times and walk away when things are a little more trying. The Guild needs our members to continue to support us through their continuing membership.

As a management team we have done our best to support our members throughout this pandemic. We have created a series of online mystery quilt-alongs, which have engaged a significant number of our members as well as raising the profile of the Guild around the world. We have received so many appreciative comments from quilters who have had little contact with the outside world in recent months. It has been a lifeline for some, and we have all got to know each other a lot more through our friendly, sometimes cheeky, interactions and support of each other's quilting journey. We will continue to offer these activities while we are unable to meet in real life.

Continued on page 2



This month.

- Guild Meetings
- Quilt Shows
- Shop Classes
- Special Events
- New News

I-Patch Policy

"A focus on the month."

I-Patch is an online newsletter for Quilters' Guild of South Australia, Inc members. Sent as near as possible on first of every month to members' emails.

Focus is on the current month's events to include:

Guild Meetings

SA Guild and Affiliated groups' quilt shows and events

Member shops' new classes

Important Links

I-Patch Editors

saquilts@gmail.com

Patches Editor

editor@saquilts.org.au

Guild Facebook

<https://www.facebook.com/saquilts/>

Guild Website

www.saquilts.org.au

Guild Web Manager

info@saquilts.org.au

Snail Mail submissions: QGSA Inc

P.O. Box 993, Kent Town SA 5071

To unsubscribe please email I-Patch Editors at saquilts@gmail.com

As we are able to control the number of students in our Guild workshops, in keeping with Government regulations, we have decided to go ahead with some that had to be cancelled earlier this year. Details of these rescheduled workshops can be found in this edition of I-Patch.

Heather Ford and her Appraisal Team have quite a backlog of quilts requiring appraisal. They are looking at creative ways of once again meeting within Government guidelines so that they can offer this valuable service to members and diminish the backlog.

Behind the scenes, both the Quilt Encounter Committee and Festival of Quilts Committee are working towards re-scheduled dates, with the inherent organisational changes that are involved, in the hope that these events can hopefully go ahead.

We know that our Patches newsletter is important to those of you who like to be kept informed and entertained by reports and interviews. With that in mind we have done our best to keep the lines of communication open through diversifying our monthly I-Patch digital newsletter.

It would seem that Government regulations with regard to COVID19 meeting restrictions are softening week by week and may thus allow some of our groups to begin meeting once again. As quilters we have been long accustomed to sharing our quilting experiences along with the anecdotes that characterise our daily lives. This is what we have most missed during these restrictive months. I encourage you all to celebrate your ability to once again meet in the very near future, but please ensure that you comply with government mandated physical distancing regulations.

As a Guild we will ensure that our first meeting is one of celebration – and entry will be free to all members. The Executive Committee is going to put their baking (or shopping!) skills to good use and will be supplying our supper/afternoon tea. We recognise the importance of holding a re-scheduled AGM, but we won't be making it a feature of our first gathering.

QUILTERS' GUILD MEMBERSHIP FEES: July 1st 2020 – June 30th 2021

Full Membership:	\$50 (a \$10 fee reduction if fees are paid by 31 st August)
Associate Membership:	\$25 (a \$5 fee reduction if fees are paid by 31 st August)
Group Membership:	\$50 (a \$10 fee reduction if fees are paid by 31 st August) includes 1 copy of each Patches edition Additional copies of Patches: \$15 Insurance Fee for Non-Guild members of groups: \$5/member

From 1st September a membership fee of \$60 will apply to both individuals and groups.

Individual Member and Group Membership forms are available on our website at:

<https://www.saquilters.org.au/individuals.htm>

<https://www.saquilters.org.au/groups.htm>

Post payments to:

The Treasurer
PO Box 993
KENT TOWN SA 5071

Write Cheques to:

Quilters' Guild of SA Inc.

Direct Deposit to:

BSB 105-051
Account 207 144 540

Ideal Reference:

member number/name

Please email the Treasurers to advise if you make a direct deposit payment
jgoulter1202@gmail.com keith@kjholland.com.au

Chris O'Brien
President QGSA
21 May 2020





BELLE POINT GUILD—QUILTERS' GUILD OF SA ROUND ROBIN EXCHANGE 2019/2020



Belle Point Quilters Guild is a city Guild in Fort Smith, Arkansas which was formed in 1984 (as was the SA Guild) with a membership of just over 150. In 2018 a member of their group reached out to our Guild to begin a round robin quilt exchange which saw 16 quilters from each Guild participate. In 2019 a second round robin exchange was undertaken.

28 Australian and 28 American quilters, divided into teams of four, participated in the exchange. Participants were asked to make a centre block using their favourite genre of patchwork. Each quilter completed a 12" finished block which would become the centre block of their quilt. The blocks were then collected, along with a photo of each team member holding their block, a letter to say hello to their quilting partners in Belle Point and a fat quarter of fabric as a gift, plus a label, all sealed in a large snap lock bag. The bags were mailed to Fort Smith for distribution and mailing costs were divided between all team members.

After distribution, four borders were added to the centre blocks (one by each team member), fabrics used were to complement the centre block. Finished size of each border was to be no smaller than two inches and no larger than six inches. Updated blocks were exchanged at subsequent Guild meetings for the next border to be added. The label for each quilt top (signed by all four team members) was included when the completed tops were mailed back to the Belle Point quilters, mailing cost again divided between all team members. The Belle Point quilters did the same.

Our 2019/2020 exchange is drawing to a close and we are busy preparing to return the tops to the Belle Point quilters whilst eagerly awaiting the return of our completed tops. If this were a normal year we would have a show and tell of the Belle Point tops and our returned tops at a Guild meeting before quilting our tops ready for display at Festival of Quilts. However, we will have a page on the Guild web site to display the tops.

I anticipate that there will be another exchange sometime in the future so if you are interested in being involved please contact me. (See a sample of the tops below).

Heather Ford heathf@chariot.net.au
Belle Point/Quilters Guild SA



Boss lady says 'Write an article, please'.

'Okay,' says I. 'What about.'

'Whatever you like,' is the reply. 'But I want it in three days.'

'So, no pressure then?'

A QUILTER'S JOURNEY

by Aileen Wright

I'm aiming this article at you my fellow quilters because we are all part of the Quilters Guild of South Australia. The word 'Guild' which originated in the Middle Ages means an 'organisation of persons with common professional or cultural interests...' QGSA members certainly follow in that tradition in that they are knowledgeable, experienced and talented people. Even beginners, irrespective of how they start their journey, also acquire that level of expertise. Whereas I must confess to being an impostor; a cuckoo in the nest so to speak. Someone, had the Guild committee ever insisted on seeing samples of my work, would have point blank refused to renew my membership and banished me into outer darkness.

My quilting journey began like most people when, along with a friend, I joined a beginners' class. The promise was made that by the end of the course we would have made sufficient blocks to complete a single bed quilt. That statement was indeed true; unfortunately it was also true that it took another seven years before I got around to the other 'bits'. The fact that I eventually completed the quilt was treated with incredulity by a family surrounded by my half finished jumpers, incomplete embroideries, lopsided pots and did I mention misshapen macramé?

But what about my friend, a woman of strong character and last criticised 30 years ago? She did not take kindly to being informed that her nine patch squares were not square and dark seams are not pressed against light fabrics and ceased to participate. Our friendship continues but the topic of quilting is never mentioned.

It was at this stage I became aware that Guild quilters perform two separate and distinct tasks. The first is the magical process of cutting up large bits of fabric into smaller pieces and putting them together in wonderful kaleidoscopes of colours and designs. Their second skill is in the art of quilting these newly formed fabrics, creating intricate patterns swirling on the top of the quilts. Very early in my journey I ruled out the concept of hand quilting anything larger than a drink coaster. I have attempted machine quilting but you can only go so far with 'Stitch in the Ditch' before the novelty fades.

Nevertheless I persevered, joining a group which met at Colonel Light Gardens. Faye Packham was one of the leaders and a nicer person would be hard to find. In those days I tended to go for the cheapest material and it would be difficult to find anything cheaper than flannelette at \$2.00 a metre in Harris Scarfe. My quilt, the red and purple tartan battling against material in a pattern of navy rosebuds on a white background was embellished with primitive flower appliqué designs in many different colours and patterns. Faye simply remarked, 'I like the blue buttonhole appliqué stitch around the flowers, much softer than a black thread'. What a woman! Admittedly it had never occurred to me to stitch it in black – I had blue thread in the machine so that was what I used!

Continued on next page

Incidentally that flannelette quilt was my TV lap quilt until it started doing duty as a blanket in the dog basket. The dog was not impressed and quickly chewed it.

I would like to think that I have improved: the jury is probably still out on whether that has really happened.

Fast forward a few years and I am a member of the Coromandel Valley Quilters, a group of amazing women.

Abilities and experiences vary from our newest members at the beginning of an exciting quilting journey to international textile artists, tutors and prize winners. Some members hold exhibitions, some quilt for relatives and friends and others make quilts simply for their own enjoyment. Many donate quilts to Guild Appeals.

Our fortnightly Show and Tell sessions always produce not only a marvellous array of quilts but other items. One member makes Suffolk puffs so plump and luscious that made in a strawberry material you might eat them. Well obviously you wouldn't but you know what I mean.

Have I ever participated in a Show and Tell you ask? You must be joking!

One of my latest attempts was a table runner in a Japanese style of plaiting – hand sewn. I am confident if the pattern asks me to join 'A' to 'B,' even 'J' to 'K' is okay. When however I am requested to join 'N' to 'R' and 'O' to whatever my alphabetical skills desert me never mind sewing skills.

I am going to suggest that one evening when we return we hold a Show and Tell, 'Tragedies and Unmentionables.' It will be my opportunity to shine.

What have the Coromandel Valley Quilters been doing since we were all confined to quarters?

An amazing amount if you look at the QGSA Facebook page. The Guild mystery quilts have been very popular and I've noticed many of our Coro. Quilters are prominent in finishing not just Casa Felix but continuing with Lessa's Pick a Box and ready to start Rachelle's quilt.

Our own Coro Quilters (SA) Facebook page also shows just what an accomplished band of women we are. Baking is popular, some more successful than others, gardening, knitting, and quilting and yet more quilting. Exercise is not ignored and we can be found leaping gazelle like through Belair National Park, the Blackwood Park Trails and the Sturt Gorge.

My quilting journey continues. You may come across me in a quilting shop muttering, to myself, 'Don't buy that one directional fabric, you know it will only end in tears'.

I think of quilting as an art form evolving from its traditional roots into an ever expanding universe where anything and everything is possible and despite my 'imposter' status feel privileged to be part of that community.

Thank you for reading my article and all the best with your own quilting endeavours.

Aileen Wright



THE ORANGE HOUSE ON THE HILL



A workshop with PAM HOLLAND

DESCRIPTION

This is a little house I designed many years ago.

You will need a range of bright small patterned fabrics and you can see that I've used Kaffe Fassett fabric.

The background and the hill need to be a good quality plain fabric but you can go wild with the rest. In this class you will learn

Illustrative applique, free motion appli-quilting, fabric illustration (that's the pattern piece on the hill)

Saturday August 1, 2020

\$80-00 individual Guild members

\$85-00 members of affiliated groups

\$90-00 non-Guild members

Vermont Uniting Church, 576 Cross Road, South Plympton

Doors open 9am for a 9.30am start. Workshop finishes 4.30pm. BYO lunch. Morning tea provided.

Contact Heather Ford workshops.sequilters@gmail.com 0438 272 408 to enrol

Workshop code: PH1820




MEMBER WEBSITES, INSTAGRAM ACCOUNTS AND BLOGS

Christine Beardsley	https://www.facebook.com/fleurieuart/ https://www.instagram.com/fleurieu_art/
Tracey Browning	https://constantinequilts.com.au/ https://www.instagram.com/conquilts/
Gina Burgess	https://www.ginaburgessquilts.com/ https://www.instagram.com/ginaburgess1/
Judy Butcher	https://virtualquilter.wordpress.com/
Rachelle Denny	https://www.facebook.com/rachelledennydesigns/ https://www.instagram.com/rachelledennydesigns/ https://www.etsy.com/shop/RachelleDenny
Dianne Giles	https://www.instagram.com/dianne.giles/
Suzanne Gummow	https://sgummow.blogspot.com/
Julie Haddrick	http://haddrickonfabric.com.au/
Michele Hill	https://williammorrisandmichele.blogspot.com/ https://michelehillquilts.com/
Lara Motta	https://www.makemodern.com.au https://www.instagram.com/makemodernmagazine/ https://www.instagram.com/luellabella/
Pip Porter	https://restisnotidleness.blogspot.com/ https://www.instagram.com/restisnot/
Judy Simcock	http://newsfromjude.blogspot.com/
Carmel Tonkin	https://www.instagram.com/c.tonks/
Wendy Whellum	https://www.instagram.com/legendandlace/
Cynthia Woodham	www.cynthiasark.blogspot.com.au https://www.instagram.com/cynthiasark/





In this edition of I-Patch we thought that we would showcase some of our long arm quilters. We believe that there are just a few *isewlation* mystery quilts waiting to be quilted and thought you'd like a quick reference guide to nearby long arm quilters.

	<p>Val Towill—Bluegum Quilting Services</p> <p>Open by appointment or send your quilts by post, quilts can be returned by secure post or come for a drive, only one hour from city.</p> <p>'Lockdown Special' of 15% discount on 'Edge to Edge' quilting only.</p> <p>Valid until 30/6/20</p> <p>Address: 71 Thiele Road, Murray Bridge SA 5253</p> <p>Mobile: 0408 820997</p> <p>Email: bgumstudio71@gmail.com</p> <p>Facebook: https://www.facebook.com/bluegumquilts</p>
	<p>Tracey Browning—Constantine Quilts</p> <p>Est. 1998, servicing customers worldwide...</p> <p>International Award winning longarm quilter who can finish your precious quilts for you. Custom quilting - taking bookings for Feb 2021, Edge to edge taking bookings for July 2020.</p> <p>Phone: 8825 6214 Mobile: 0448 256214</p> <p>Email: sales@constantinequilts.com</p> <p>Web site: www.constantinequilts.com</p>
<p>CORNERSTONE CREATIONS MACHINE QUILTING</p>	<p>Judy Simcock—Cornerstone Creations</p> <p>Award winning quilting, with 18 years experience</p> <p>Machine quilting, retreats (when normality returns again).</p> <p>Ready, Set and Sew Kits and Fabric Packs.</p> <p>Follow my Blog For Sale Page to see what is available.</p> <p>Mobile: 0411 092402</p> <p>Email: simmoja@internode.on.net</p> <p>Blog: http://newsfromjude.blogspot.com/p/contact-me.html</p>
<p><i>Kerry-Anne's Quilts</i></p>	<p>Kerry-Anne Burrowes—Kerry-Anne's Quilts</p> <p>Longarm machine quilting</p> <p>Computerised designs</p> <p>Edge to Edge designs</p> <p>Hand guided custom quilting</p> <p>Commission quilts</p> <p>Memory quilts</p> <p>Email: kerryanne.quilts@gmail.com</p> <p>Facebook: https://www.facebook.com/Kerry-Annes-Quilts-540101799490110/</p>





..... continued from previous page

	<p>Judy and Roy Wiggins—Oasis Quilting Services</p> <p>All welcome for quilt drop off and pick up whilst observing social distancing rules, hand sanitiser available for all customers on arrival, one person in studio at a time only by appointment. I do offer a home delivery/pick up service for a small fee if required or I can collect from your car in driveway if you prefer.</p> <p>We are offering a “Quilt those FOs” (finished objects) promotion for 10% off basic E2E quilting designs for the months of June and July (minimum charge \$50). Please mention this offer when booking in your quilt.</p> <p>Address: 71 Klingberg Drive, North Haven SA 5018</p> <p>Phone: 0437 211267</p>
	<p>Helen Campbell—The Quilting Room</p> <p>Professional Long Arm Quilter, Online Quilt Shop and Tutored Retreats Hello Fellow Quilters</p> <p>I hope everyone is managing through this extraordinary time. As a long arm quilter, I am seeing some beautiful quilts emerging from this period of isolation.</p> <p>I commenced my long arm business, The Quilting Room, in 2006. I work from my studio at home in Modbury Heights, South Australia. I offer both edge to edge and custom quilting services and have been fortunate over the past fourteen years in receiving awards for my own and my clients quilts, including an award for Excellence in Long Arm Quilting.</p> <p>I offer ‘Mates Rates’ to Guild members for edge to edge quilting of \$3.50 per square foot.</p> <p>During this new world of social distancing, I have implemented measures to ensure my home and studio remain Covid-19 free. I am accepting quilts at the front door either dropped off or posted. They are then isolated in a secure area for 72 hours after which time I measure each quilt and contact the owner with quilting ideas. I look forward to offering my services for your quilting needs.</p> <p>Quilts can be booked in by telephone or by completing a booking form on my website.</p> <p>Phone: 0411 417 087</p> <p>Web: www.thequiltingroom.com.au</p>



..... continued from previous page

	<p>Chris Mimidas—Quilting by Chris Longarm Quilting Service, providing both Edge to Edge and Custom quilting. Pickup and drop off at two locations, either Sheidow Park or Mile End South. Visit my Facebook page to see examples of my quilting work. Quilting is definitely my passion and I would love the opportunity to enhance your quilt top with beautiful quilting. Mention this article to receive a discount on your next quilting project. Facebook: https://www.facebook.com/chrismimidas/ Mobile: 0408 816572</p>
	<p>Brenda Wade—Quiltability/Widebacks Longarm Quilting since 2001. 2 Statler Gammills, able to do large quilts. 14 foot table Largest selection of Quality Wide Backings in the World. 2.75m/108 (plus a few extra larger). Many Batting options, including fusible. 12 currently available in the shop. Threads includes Aurifil, King Tut, Signature, Tutti, Guterman. (also a selection of hand quilting threads, including silk) Repeat business for 20 years, many satisfied quiltmakers. Phone: 8370 7546 Mobile: 0419 199727 Email: Brenda@widebacks.com.au</p>

PREPARING YOUR QUILT FOR LONGARM QUILTING

1. Ready the Quilt Top

Once the quilt top is made, look to see if there are seams around the outer edges. If so, baste through these seams about 1/8" from the edge to ensure they don't pop open when loaded onto the longarm.

2. Clip the Threads

If the quilt top has a light fabric that could easily show loose threads from the underside, clip them.

3. Choose your Wadding Wisely

How will your quilt be used? Do you want the quilting to be on display, or will it simply hold the quilt together? Your wadding choice can change based on the answer to these questions.

4. Prepare the Backing

You should stitch half inch seams when piecing the back and press them open to help spread out the bulk. Typically, the quilt back should measure approximately eight inches larger than the quilt top.

5. Talk to your Longarm Quilter

Ask about any preferences for how you should prepare your quilt beyond the tips outlined here, so you can help guarantee you get exactly what you want.



A Quilting Life	https://www.youtube.com/channel/UCmSR-jDR956ATQe30JHX87w
Natalia Bonner	https://www.youtube.com/watch?v=W1uyTQLd7IU&t=0s
Jordan Fabrics	https://www.youtube.com/watch?v=tTN_nshXCqA
Quilters Apothecary	https://www.youtube.com/watch?v=b0_dulHm3Gc
Teresa Downunder	https://www.youtube.com/watch?v=iVaJUbllytw
Alanda Craft	https://www.youtube.com/watch?v=AbBwGS2wCRg
Sunrise Quilt Studio	https://www.youtube.com/channel/UC0pG03YOX2DSwn8Se32TnNQ
Angela Walters	https://www.youtube.com/channel/UC0pG03YOX2DSwn8Se32TnNQ
Helen Godden	https://www.youtube.com/user/HelenGodden/videos
Rachelle Denny	https://www.youtube.com/channel/UCCKSeVwl8YCFxCi0MZd_6IA
Missouri Star Quilt Co	https://www.youtube.com/user/MissouriQuiltCo



Mrs Bobbins

10 Ways to cut a Fat Quarter		
Six 6.5" Squares	Nine 6" Squares	Twelve 5.5" Squares
Twelve 5" Squares	Sixteen 4.5" Squares	Twenty 4" Squares
Thirty 3.5" Squares	Forty-two 3" Squares	Fifty-six 2.5" Squares
Ninety-nine 2" Squares		
FAVEQUILTS		