

I-Patch

A focus on the month.

Hello and welcome to the July edition of I-Patch!

I hope that you are all enjoying the expanded versions of our digital newsletter. It's been a great way to keep in touch with everyone and to get to know a little more about our quilters and quilt shops/businesses here in South Australia.

We'd love to hear more about our quilting groups, so if you or someone in your group would care to share your group's story please do let us know. We know that some groups have begun meeting again and it would be lovely to hear your stories of how you managed your time in isolation.

It seems that the worst of the pandemic is now behind us and we can look forward to increased opportunities to re-connect with our quilting friends in real life once again. Every now and then I look back on the last three months with a level of amazement about our experiences. If, in early March, we had been told that we'd all soon be told to stay home indefinitely, that we needed to quarantine for 14 days if returning from overseas or interstate and that we'd face challenging supermarket shopping experiences we would not have believed it possible. If we'd been told that we were about to experience every quilter's dream – to use up some of our accumulated stash and sew to our heart's content, our response might have been: dream on.

Thank you to those of you who have renewed your QGSA membership already, and especially to those of you who happily paid the full \$60 fee (or more) to support the Guild's financial commitments for this year. I received a lovely letter from a member asking if we'd consider including on our membership form the option to make an additional donation to the Guild. This option isn't something that we've previously considered, as hopefully this will be a one-off year in which we will potentially experience unprecedented financial challenges. If, however, any Guild member would like to offer a donation, this can be done in the same manner as paying fees so long as the reference states DONATION. Otherwise poor Jan will be scratching her head in bewilderment!

Annual Guild membership is \$60. If paid by 1st September a discount of \$10 is offered reducing your subscription to \$50. I encourage you to renew your membership to take advantage of the discount.

Whilst our Executive Committee has continued to manage the various aspects of our Guild during this time of isolation, some aspects have been more challenging, and we've had to acknowledge a degree of acceptance of situations that might normally not be as acceptable. We normally award Country Grants and Scholarships at our AGM, preceded by a meeting to determine how funds would be best allocated. However, we have been unable to meet, nor have we had the opportunity to hold our AGM. We apologise to Guild members and affiliated groups who have made submissions for this year, which we will hold over until 2021 and hopefully we will be able to allocate funds then.

...continued next page



- Guild Meetings
- Quilt Shows
- Shop Classes
- Special Events
- Feature Articles
- Member information
- Latest News

I-Patch is a digital online newsletter for **Quilters' Guild of South Australia Inc** members which is sent as near as possible on the first of every month to members' email accounts.

I-Patch is intended to be a service to members in addition to the bi-monthly **Patches Newsletter**, not to replace **Patches** which will continue to be produced and distributed in booklet format.

Important Links

I-Patch Editors
saquilters@gmail.com

Patches Editor
editor@saquilters.org.au

Guild Facebook
<https://www.facebook.com/saquilters/>

Guild Website
www.saquilters.org.au

Guild Web Manager
info@saquilters.org.au

Snail Mail submissions: QGSA Inc
P.O. Box 993, Kent Town SA 5071

To unsubscribe please email I-Patch Editors at saquilters@gmail.com

At our February Guild meeting the Festival of Quilts Committee launched their raffle quilt. Historically we could always rely on raising many thousands of dollars over several months for nominated charities, but this year we acknowledge that neither individual members nor groups have had opportunities in which to sell tickets and we will consequently make a relatively small contribution to DEBRA Australia this year. The FoQ Committee will soon email affiliated groups who have raffle books details about the return of tickets. Previous information indicated a mid-year date for their return, but we have been advised that we have an extension of time in which to finalise our bookwork.

With the Australasian Quilt Convention (AQC) in Melbourne being cancelled for this year, and some States determining not to hold an exhibition during 2020, State guilds have been working with Bernina Australia to determine the management of our traditional Best of Australia competition and travelling exhibition. We will let you know the outcome in due course.

The months ahead are still uncertain, and we have been involved in numerous discussions about postponed Guild events. We are a large Guild, which adds to that uncertainty, in line with government guidelines relating to large gatherings. The demographic of our members means that we are one of the most at risk groups in our community and therefore our commitment is to ensure the health and well-being of our members. As soon as any final decisions are made with regards to both of our major Guild events – *Festival of Quilts* and *Quilt Encounter* – we will let you all know immediately.

Finally, I'd like to personally acknowledge two very special members of the Guild. Firstly, the amazing efforts of our very own Rachelle Denny during June. Rachelle's *Mysolation Mystery Fundraiser* Facebook group raised a staggering \$20,500+ for her nominated charity **Backpacks 4 SA Kids** – a charity that the Guild has previously supported. What an absolutely awesome outcome, and one that none of us might have anticipated. Congratulations, Rachelle from all of us. You have been inspirational.

My thanks too must go to one of the two superheroes in my life: Otto. Otto who doesn't need a second name. Otto unhesitatingly offered the Guild a Bernina sewing machine to use in whatever way we wished in order to raise some funds. Supporting Rachelle's fundraising efforts was a no-brainer. So once again, Otto, we offer a huge thank you for your ongoing support of the Guild and Guild promoted activities.

While we are speaking superheroes, I'd also like to acknowledge the support of Kathy Rossini in putting together, in publishable form, all of the simply written, unadorned articles that I send her for I-Patch. Thank you, Kathy!

Happy quilting everyone – and yes, there's a 4th Mystery Quilt-along on the horizon!

Chris.

VALE

Valeine (Val) Joan Philp 1931-2020

Friends of Val were saddened to be advised of her passing in May 2020.

Val had been an active member of the QGSA serving as the Secretary on the Executive Committee, a member of an Exhibition Committee as well as co-convening a Guild quilt exhibition for the Sewing, Stitching and Handcraft Show in 2001.

In the past Val had also been a valued member of Coromandel Valley Quilters, Coro Valley Day Quilters and Marion Quilters Circle. She made many quilts for her family and happily contributed in friendship exchanges. Val was an accomplished lady who had a very sharp keen wit and sense of humour whose company we will sadly miss.



SUPERQESALE

**SPECIAL
PRICES**

**PLUS
FREE
PLEXIGLASS
EXTENSION
TABLE**



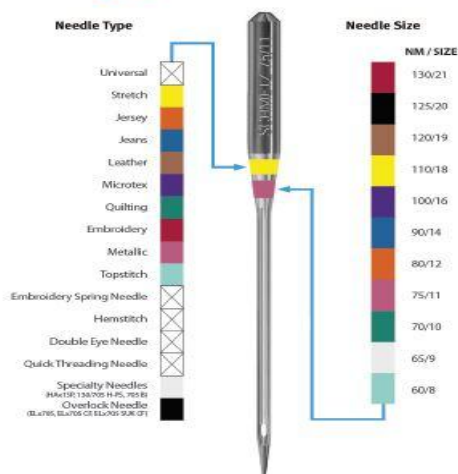
Otto & Penny's Sewing Centre
34 Smith St.
Walkerville 5081
Ph 8342 0533 otto@opsewing.com.au

BERNINA

BERNINA
SWISS ENGINEERING



SCHMETZ
Color Coding Chart



www.SCHMETZneedles.com

Sewing Machine Needles

Schmetz needles have two colour bars on them (they brought this in a couple of years ago but it may not have filtered through to everyone.) One colour bar gives the type of needle and the second lower bar gives the size of the needle. Especially helpful for those of us who need glasses and can no longer read the size on the needle. They brought in the first colour bar quite a few years back but the second with the size is a more recent addition.

Heather Ford



I was born in the south east of South Australia and grew up on a farm. My mother had a treadle machine and from about the age of 9 or 10 I began to use it. Dad attached a light and the machine sat in the corner of the dining area of the kitchen. I spent three years away at boarding school and an after school activity was sewing. Luckily I was allowed to join the classes and learnt the basics there, although I do remember making a gingham apron with cross stitch at primary school.

Coming back home to complete my schooling I expanded my skills. We attended dances once a month at Padthaway and I used to make a dress each month to wear. Oh, to have that output now! When I came to the city to attend teachers' college, sewing time was pretty well curtailed. I was given a sewing machine for my 18th birthday and that was very much appreciated – a Singer Slant-a-matic with 200 embroidery stitches. I doubt if I ever used more than 20 of them.

My first attempt at patchwork happened before my first son was born. He is now 54 years old! I remember cutting out diamonds in what was probably dress-making off-cuts using scissors, pressing over the edges and then zig-zagging them together. It had an Army Disposals cotton blanket for wadding and I suppose a backing. No quilting though as I didn't know what that was! Not until we moved to Yorke Peninsula in the early 1990s did I begin to get serious about patchwork. One of the school assistants was a keen quilter and we would meet in the library to learn how it was done. I still use a cushion made in those sessions and it actually has some hand quilting.

We moved back to the city and I embarked on another degree at university. That took care of the next three years and then I went back to teaching. In 1994, I joined the Quilters' Guild and a whole new world opened up. So many exciting things to try, workshops to attend to learn new skills, weekend retreats to enjoy, but best of all, the many new friends that I made. Having always loved the look and feel of textiles, the shopping for patchwork fabrics was another exciting adventure. Local quilt shops, craft fairs and trips interstate were all avenues to add to the stash. Probably not always wise, as sometimes years later I would look at some of those purchases and wonder what I was thinking at the time!

Four out of our five children have turned 50 and they had a special quilt made, so I still have a couple of years to make the last one. Over the years we have had thirteen grand children join the family and each one had a baby quilt and then a more adult one later on.

I have come to the conclusion that I love piecing the best, with the odd bit of applique occasionally. Quilting is definitely not my forte and luckily we have some great long arm quilters quite close by who can do that for me. Small quilts I can manage but there is always a new design or idea to try so I have lots of quilt tops in the pile.

Lately, the mystery quilts have been an amazing way to maintain contact with my patchwork and quilting friends when we are unable to have normal meetings. I joined an online mystery from the Canadian Quilters' Association last year which was a block a week for a year, and then this year, there was a row by row to make. Thank goodness for an internet connection. It has been good to have some deadlines to meet and the stash has reduced just a little, although I find I usually need to purchase sashing and border fabric.

This is just a little insight into my patchwork journey. I am sure many of you have had the same experiences, but I have to say that the BEST parts have been the joy of the recipients when they receive their own special quilt, and the friendships I have made over the past 30 years.

RURAL ROUNDUP

"The Colours of Eyre Peninsula"

Scheduled for 17 October 2020 at Cleve.

Due to the Corona Virus Pandemic, this important event has been postponed until October 2021 at Cleve.

For further information, please contact Cleve Quilters on 8628 2774

MYSOLATION MYSTERY QUILT

Congratulations to Rachelle Denny for her success in raising over \$20,600 for **Backpacks 4 SA Kids**. A huge thank you to Otto from **Otto and Penny's Sewing Centre** for donating the **Bernina 325 sewing machine**, The Quilters Guild of SA for helping coordinate the donation and all the other wonderful businesses and people who contributed towards the fantastic Quilty Bundle prizes. The raffle prizes raised a staggering \$7,300.

First Prize

Bernina 325 Sewing Machine.

Won by Dianne Giles. Congratulations.



Other Prizes

- | | |
|----------------|----------------|
| • Bundle One | Kay Feltham |
| • Bundle Two | Sam Dunncliff |
| • Bundle Three | Marlene Friebe |
| • Bundle Four | Margaret Pope |
| • Bundle Five | Kay Feltham |



A huge thank you to all the businesses and individuals who donated items for the Auctions and for the Raffle Prizes. Rachelle

- ♦ Otto and Penny's Sewing Centre
www.opsewing.com.au/
- ♦ Michele Hill
<https://williammorrisandmichele.blogspot.com/>
- ♦ PennyLane Patchwork
www.pennylanepatchwork.com/
- ♦ Nay's Place
www.facebook.com/NaysPlace/
- ♦ Widebacks Australia
www.widebacks.com.au/
- ♦ Adelaide Sewing Centre
www.adelaidesewing.com.au/
- ♦ The Quilting Room
www.thequiltingroom.com.au/
- ♦ Judy Simcock
- ♦ <http://newsfromjude.blogspot.com/>
Ezyquilting & Stitches
www.ezyquiltzandstitching.com.au/
- ♦ Rachelle Denny Designs
www.linktr.ee/rachelledennydesigns
- ♦ Julie Haddrick
www.haddrickonfabric.com.au/
- ♦ Love Lee Fabric
www.love-lee-fabric.myshopify.com/
- ♦ Make Modern Magazine
www.makemodern.com.au/
- ♦ Gina Burgess
- ♦ Vicki Daly
- ♦ Chris O'Brien

Quilters are Amazing!

by Cindy Massey

QUESTION: What do you get if you cross \$20,000 with 3,845 metres of fabric, 19,460 fat quarters, 7,184 x 3 ½ inch squares, 14,368 x 6 inch squares, 592,200 metres of thread, 1,965 sewing machines, 39,096 foundation pieced flying geese, three very generous Australian quilters (namely Chris O'Brien, Lessa Siegle and Rachelle Denny), then add a very large group of national and international quilters all joined through Facebook?

ANSWER: *The SA Quilters' Guild response to the COVID19 virus and isolation.*

We've previously told you all about our first two Facebook mystery quilt-alongs, and this month we've all had the absolute pleasure of participating in Rachelle Denny's **Mysolation Mystery Fundraiser**. What a woman!! Rachelle is a world renowned quilt designer, winning many prizes both nationally and internationally for her magnificent free motion machine quilting, but her aim this time was to raise much needed funds for her favourite charity **Backpacks 4 SA Kids** (<http://backpacks4sakids.org/>). Rachelle launched her mystery quilt to Guild members, friends, previous students and anyone else who wanted to join. Numbers climbed to over 1,000 participants.

I have three words: WOW, WOW, WOW, WOW (correction: four words).

Apparently with incredibly low expectations, Rachelle hoped to raise a couple of thousand dollars. However, the results have been mind-blowing! As well as designing an amazing quilt to share, Rachelle organised several auctions and raffles, including a sewing machine thanks to the generosity of our very own Otto Windler of **Otto and Penny's Bernina** here in Adelaide. Many other local businesses and individuals contributed to the raffle prizes and our thanks go to each of them too. At the time of writing this, Rachelle and her mystery quilters had raised over \$20,600. What an amazing and inspired effort.

Like they say: you have to be in it to win it and in this mystery group we were all winners. What we learned was that it didn't matter if we were seasoned patchworkers, or making our first ever quilt, we all made whoopsies, trimmed the wrong bits, or spent time unpicking - always supported by a sewing buddy somewhere in the world, always with an element of humor.

- *Block One, Step Three trimmed and already messed it up. Perfect 6 1/2 inch if you don't count the missed corners. CONCENTRATE KATHY - COME ON!!!! Kathy Rossini*
- *I have learned that I can't count and my 6 1/2" ruler is in fact 6". But having fun and enjoying these lovely fabrics. Jane Polden*
- *Did you really participate if you didn't have at least one oops? Alicia Traywick*
- *Aaarrggghhh, has anyone had this oopsi? Sue Bellelie*
- *And more helpful hints:*
- *Check the bobbin ...from someone who didn't. Deb Tucker*

I have been a member of the **Quilters' Guild of South Australia** for many years as an interstate member, and had sometimes randomly questioned: what do I actually get from being a member of the Guild? What I can tell you is that we all should be very proud to be members of this Guild and the work that people do for us, because on this occasion they have come through in spades. But I will get to that shortly. Back to my mystery quilt story. Grab a coffee, or tea, or if you must wine, or ice cream, whatever floats your boat.

... continued next page

I love doing mystery quilts, and online has been no different. What wonderful memories of time spent together, during a time none of us have EVER experienced before in our lifetimes. What started out as a series of mystery quilt-alongs has become a time of newly forged friendships, a sharing of holiday snaps, visits to sewing rooms, technical advice, lessons in colour theory, meeting family pets and just good old sharing of a cuppa and a laugh, all while feeling safe and isolated in our own 900 plus homes. And we have the photos to prove it. We identify who has been sewing for years, and who is learning, who quilts beautifully and who is muddling along, and we acknowledge that we are all required as part of the mix. We share our mistakes and celebrate our victories.

As a group we remain in awe of the co-ordinators of these mystery quilt-alongs, but this month we especially rejoice in helping Rachelle raise money for such a wonderful cause, and we are thankful for the patience, good humour and kindness that these women have dealt with every problem, question or situation we have thrown at them. YOU ARE ALL VERY SPECIAL

So I will try to sum up:

- Quilters far and wide are AMAZING.
- Ava Conch is handpiecing the Casa Felix mystery - wow.
- Some people have finished piecing, quilting and binding their mystery quilts already!
- Being a member Quilters' Guild of SA is wonderful.
- Foundation paper piecing isn't everyone's favourite sewing technique .
- Lessa Siegle is amazing and has recently developed another string to her bow – excellent computer skills – you go girl.
- Using 10 inch squares was way easier than using scraps in the pick-a-box mystery.
- Rachelle Denney is a beautiful quilt designer (never in question really).
- Everyone makes mistakes.
- Humour is good.
- Ice cream heals all problems. So does chocolate. Or wine.

Things I've learnt:

- Foundation piecing is not that bad, compared to removing the papers afterwards.
- A new way to press 4 patch- works really well with one 4 patch but is a bit of a brain tease with a few dozen to do.
- I have more patience than I thought.
- Quilters are AMAZING.
- Sheila Oaten doesn't like cats – but don't hold that against her, she is an amazing friend.
- Leslie Miller makes great biscuits.
- Kathy Rossini can cook, she just chooses mostly not to.
- Jane Polden doesn't have a 6 ½ inch square ruler .
- Pressing is in itself an art form- thank you Rachelle.
- Lessa is a wealth of information .

Things I need to learn:

- How to use the Sweet 16 so that I can quilt all these quilts.
- How to stop going to the fabric shop every day - but we do need to support our local quilt shops hey .
- Oh, and how to stop eating Ice cream .

Oh well, off to the next mystery.....Cindy Massey



Bedford Quilt Days are Back!

Twenty intrepid quilters braved the cold and rain at Eudunda, to sew up a storm at the first Bedford Quilt Day since Covid-19 brought Lessa and Faye's programme to a halt. Although quilters were well-spaced around the hall, it wasn't long before a warm and happy atmosphere prevailed. It was wonderful to be able to quilt in company again!

An astounding assortment of quilts were provided in pre-cut kit form for quilters to purchase - many bought an extra kit or two to sew at home later. Steady stitching was interspersed with cuppas, lucky draws and bargain buying - you can see from the photo how much fun was had! Many, many thanks to Lessa and Faye (and their cutting fairies back home) for providing us with such a wonderful day out, and to Margaret (of Country Fabrics 'n' Things) for hosting. Such a luxury to have a trio of ironing fairies!

Bedford Industries is the beneficiary of the day with an amazing \$1,500 realised from the sale of kits and \$200 towards batting from the sale table. And the girls have booked in a date for next year.

THANK HEAVEN FOR THE GUILD by Lesley Miller

In the June edition of *IPatch*, Aileen Wright wrote:

The word 'Guild' which originated in the Middle Ages means an 'organisation of persons with common professional or cultural interests...'

Following on from that I discovered in "Words – The New Illustrated Dictionary" edited by Charles P. Chadsey, William Morris and Harold Wentworthy with a staff of Language experts, published in 1956, another reference that refers to a Guild as:

"a society for the mutual protection for men in the same occupation".

On a wet and foggy afternoon hunting up meanings of words, if you have finished all your Mysolation homework, can be interesting. "Words" also refers to patchwork as "anything composed of ill-assorted parts" – that sounds like some of my quilts. That same reference states a "quilt" is a stuffed coverlet. And Google defines Guild leader as someone who "should be assertive, organised, supportive, motivated and fair".

All these definitions started me thinking about the Quilters Guild of SA and how I can define what it really means to me. For personal reasons there was a time when I was unable to attend Guild meetings and workshops. I also did not continue on the Executive Committee where my role had been to reinstate, organise and manage demonstrations at bi-monthly meetings. I loved what I did, seeing people moving from one demonstration area to another, keen to learn about new techniques, discovering different tools, fabrics and other craft ideas, as well as meeting experts and teachers of these activities. After leaving the Guild I felt quite disconnected from people who had become my friends, my mentors, and who had inspired me. I missed the meetings, the shop of the night, the library and the speakers, even the raffle which I never won. Most of all though, I missed the people, the laughter and humour, knowing what everyone was doing.

Eventually my circumstances changed and I was able to return to the Guild but it was not an easy thing to do. Would people remember me? – it had been some time. Would I feel a stranger again, like a new member? Heck no!!! The moment I walked in the door, I was overwhelmed by the welcoming "we've missed you", and the hugs and genuine concern that I hadn't been around for a while. You know when you have a friend who lives a long way away, and you only see them once a year. But when that time comes, it's as though you pick up the conversation from where you left off. That's what returning to the Guild was like.

A couple of meetings later, and *COVID-19* was upon us, our meetings and workshops came to an end. Our President was in Spain and returned to Adelaide and into isolation. But she already had a plan – a Mystery quilt. And so, many of us plunged headlong into a 4 week period of Facebooking and quilt making. With over 400 followers there were plenty of opinions floated and communication through Facebook brought new people into our lives, not just South Australian but Interstate and Overseas. There followed the second Mystery with Lessa Siegele – a Pick A Box. Again, enormous interest and we are in quilting heaven. By the time you read this, we will have completed Rachelle Denny's "Mysolation" Mystery Quilt, free to join but with voluntary donations to aid **Backpacks4SAKids**. During this period Rachelle also ran an auction and raffles. Followers numbered over 1,000, and contributions to date are over \$20,600.

So do we have a better definition for "Guild" than the dictionaries and online reference sites? Certainly the definition of a good Guild leader seems right. There is, however, so much more to our Guild, but I don't think it can be explained in a short sentence. Apart from the obvious - library, meetings, *Patches* newsletters and *I-Patch*, and workshops – there are the people. A Guild is not a building or a Committee; it is everyone who participates in the activities.

....continued on next page

...continued from previous page

It is love and compassion, support, humour and laughter, sometimes sadness but that will pass with the company of like-minded friends. We have posted photos of our cakes, biscuits, bread, our cats and dogs, what's flowering in our gardens, photos of past holidays, photographic challenges, and of course our work in progress. The support we have received over the past three months from prominent members of the Guild has saved many of us from boredom, loneliness – I have never had so many friends I do not know – and has motivated us all to keep on with what we love to do. I hope never to be in the position of choosing not to be a member of the Quilters Guild of SA again – I missed too much.

I am looking forward very much to the return of our Guild and activities, and people. During this period of isolation many of us may have been thinking about making some changes. I am. I liked having my groceries and fruit and vegetables delivered. I spent more time in the garden, and tidied up my sewing room with rules about how to keep it tidy in future. I thought about how much I missed my grandchildren – they grow in 10 weeks. I did not miss the shopping centres, and learned to do a lot more things on line. And, as soon as we have the go ahead, I will be happy to return to Guild meetings, see how our friends have fared, and I guess there will be one hell of a "show and tell" that night. And how will Chris keep us quiet when we have so much to say. But I will not forget how much our Guild did to keep the members connected and entertained.

To finish off, in last month's *IPatch* our President stated "membership of an organisation like the Guild is a bit like the statement in our traditional wedding vows: for richer, for poorer, in sickness and in health. We can't just choose to support the Guild during the good times and walk away when things are a little more trying." Well, I've had a trial separation and it wasn't much fun. Divorce is simply not an option.

Lesley Miller



BELLE POINT GUILD—QUILTERS' GUILD OF SA
ROUND ROBIN EXCHANGE 2019/2020
2020/2021



Calling all quilters and in particular those quilters who are members of our valued Guild affiliated City and Country groups. **You are invited to participate in the 2020/2021 Belle Point Exchange Project.**

Belle Point Quilters Guild is a city Guild in Fort Smith, Arkansas which was formed in 1984 (as was the SA Guild) with a membership of just over 150. In 2018 a member of their group reached out to our Guild to begin a round robin quilt exchange which saw 16 quilters from each Guild participate. In 2019, 28 quilters from our Guild and 28 from Belle Point took part in the project.

The quilters are divided into teams of four and each quilter completes a 12" finished block which becomes the centre of their quilt. Our Belle Point friends do the same and the blocks are exchanged and members of the opposing teams then each add a border to each block. The blocks are then returned to their original quilter to finish and bind.

We have made some really nice friends through our Belle Point quilting exchange with some of the Belle Point quilters also taking part in our recent Facebook Mystery Quilts. So please join us for the next Belle Point Exchange.

To register please contact co-ordinator Heather Ford on email heathf@chariot.net.au.

THE ORANGE HOUSE ON THE HILL



A workshop with PAM HOLLAND

DESCRIPTION

This is a little house I designed many years ago.

You will need a range of bright small patterned fabrics and you can see that I've used Kaffe Fassett fabric.

The background and the hill need to be a good quality plain fabric but you can go wild with the rest. In this class you will learn

Illustrative applique, free motion appli-quilting, fabric illustration (that's the pattern piece on the hill)

Saturday August 1, 2020

\$80-00 individual Guild members

\$85-00 members of affiliated groups

\$90-00 non-Guild members

Vermont Uniting Church, 576 Cross Road, South Plympton

Doors open 9am for a 9.30am start. Workshop finishes 4.30pm. BYO lunch. Morning tea provided.

Contact Heather Ford workshops.sequilters@gmail.com 0438 272 408 to enrol

Workshop code: PH1820

~ Pre-Cuts ~

What on earth is a *Fat Quarter*? How come my quilt pattern calls for *Jelly Rolls* and *Layer Cakes*? It's QUILTING – not baking! Those new to the world of patchwork might well be wondering about the same thing. Well this might help.



Layer Cake
The bundle contains
42 10" x 10" squares



Jelly Roll
The bundle contains
40 2½" x 44" strips



Mini Charms

The bundle contains
42 2½" x 2½" squares



Charm Pack

The bundle contains
42 5" x 5" squares



Turnovers

The bundle contains
2 of each print
in a collection
80 x 6" triangles



Honey Bun


The bundle contains
40 1½" x 44" strips

Fat Eighth



Contains one of each
print in a collection
Each F8 is 9" x 22"

Fat Quarter



Contains one of each
print in a collection
Each FQ is 18" x 22"



Strath Sewing and Quilting

6 Rankine Street

STRATHALBYN SA 5255

Phone: 85363674

Email: info@strathsewingandquilting.com.au

Web: www.strathsewingandquilting.com.au/

Strath Sewing and Quilting is the home of quilting duo Carol McSherry and Liz Toth. We provide a longarm quilting service, within our quilt shop, which is located in the beautiful town of Strathalbyn.

We offer edge to edge and custom quilting using a Gammill Statler quilting machine. With over 25 years of quilting experience and recipients of many awards your quilt will be very safe in our hands.

You are welcome to book an appointment or alternatively to drop into the shop - Monday to Friday 9am - 4.30pm. For those unable to travel we also accept quilt tops via registered post. This is then followed up with a comprehensive telephone consultation.

SPECIAL QGSA MEMBER OFFER FROM STRATH SEWING AND QUILTING:

- **Japanese Taupe Sashiko Quilt.**

An original design by Carol McSherry and Liz Toth.

Size: 45" x 49".

KIT:\$139.


Includes pattern, fabric strips, border and binding fabrics.

(Sashiko threads are not included but are available. A 10% discount will apply to threads if being ordered with the kit.)

- **BONUS FOR I-PATCH READERS:**

Free Postage (\$15 value) plus 10% thread discount.

Please use code "**Guild**" when ordering to secure the bonuses.





Congratulations to the **Campbelltown Quilters** in Athelstone - a friendly group of around 25 members - who recently won a \$700 grant from the Campbelltown City Council's Community Grants Program to help them with batting and backing for community quilts.

This lovely group of quilters began making community quilts in 2011 and have supplied numerous community organisations in Australia and New Zealand with hundreds of quilts.

The **Tea Tree Gully Quilting Group** must also be congratulated - they applied for the \$3000 grant available under the Tea Tree Gully Community Equipment Grant program and to their surprise were awarded the full amount. The council's recommendation, which was passed unanimously without any discussion, stated:

"Tea Tree Gully Quilters Inc. - Quilts for Northern Adelaide Palliative Service, Modbury.

This application requests funding for materials to complete 50 quilts which will be donated to palliative care patients and ultimately their family. The 47 quilters provide their own fabric, equipment and skills. 50 families who ultimately keep the quilt and the palliative staff caring for the patients will also benefit.

Staff's evaluation suggested that a display in the library, a short video, testimonials and Council Facebook could profile the work and benefits."

The Tea Tree Gully quilters have also expressed gratitude to members of the Guild's Appraisal Committee who assisted them with estimating the value of the club's contribution to the project.

We are aware of one other quilt group who were awarded a similar grant from their city council, and we encourage all of our affiliated groups to consider making an application to their own local council. \$700 is a lot of money for any of our quilting groups, and that does seem to be a base figure for small grants.

This is an opportune time, though, to acknowledge and thank quilters around the State who have been making community quilts during this i-sew-lation time. Your contributions will make a difference in the lives of many who are experiencing some of life's challenges.

Please note. In order to apply for a grant through Local, State or Commonwealth Government the group must be an incorporated association or under the auspice of an incorporated association. As the Quilters' Guild of South Australia Inc is incorporated, groups can contact the Secretary who can provide Guild details to facilitate an auspiced grant application.

In addition to Local Government, details of available South Australian Government grants can be found at <https://dhs.sa.gov.au/services/grants-for-organisations/grants-sa>. (Note—applications are currently suspended due to the Corona Virus pandemic, but check back in future when the grants will be restored).

VIDEO TUTORIAL

FABULOUS ONLINE TUTORIALS TO EXPLORE

| | | |
|------------------------|---------------------------------------|--|
| Jordan Fabrics | Line Dance V.2 | www.youtube.com/watch?v=Utghw5GaPJA |
| Jordan Fabrics | Pillow—Three Ways | www.youtube.com/watch?v=fu_dn-CEBzQ&t=84s |
| Sunrise Quilt Studio | Needle Case | www.youtube.com/watch?v=wiMmC4edMwo |
| Missouri Star Quilt Co | Morning Star Quilt | www.youtube.com/watch?v=p4LMkiTJiso |
| Shabby Fabrics | QAYG Wine Tote | www.youtube.com/watch?v=9JoNyNIIvVs |
| Peace and Appliqué | Easy Fabric Strip Rug | www.youtube.com/watch?v=co6DzlMX7hM |
| Birdcage and Thread | Wonder Clip Bowl | www.youtube.com/watch?v=wrtRZXfFNdg |
| Lorrie Nunemaker | Zipper Pouch | www.youtube.com/watch?v=l9nAp9zHed4 |
| Lorrie Nunemaker | Pin Cushion/Thread Catcher | www.youtube.com/watch?v=I5ytabgoFic |
| Sew Very Easy | Knitters Storage Bag | www.youtube.com/watch?v=g5VS16JkDMQ |
| Nicole Reed | Flat Bottom Make Up Bag | www.youtube.com/watch?v=Vrx1JSvVx_U |
| Rosie's Art Studio | Double Zipper Pouch | www.youtube.com/watch?v=i_NR5-yAuXY |
| Rsisland Crafts | Triangular Thread Catcher | www.youtube.com/watch?v=fwoEGD_yPts |
| Rsisland Crafts | Collapsible Thread Catcher | www.youtube.com/watch?v=fbOfINoEYLc |
| Creative Notions | Sewing Machine Mat | www.youtube.com/watch?v=fbOfINoEYLc |
| The Crafty Gemini | Roll Up Cord Keeper | www.youtube.com/watch?v=vQCcCFIjUiE |
| A Pinch of Dainty | Earphone Pouch | www.youtube.com/watch?v=TmvwEVlljMo |
| Amanda Rolfe | Petal Pincushion | www.youtube.com/watch?v=o5UpWY7vGeI |
| Sewing Times | Open Wide Pouch | www.youtube.com/watch?v=AI-W2lw2MV0&t=14s |
| Sewing Times | Cute, Round Make Up Bag | www.youtube.com/watch?v=LnMD-lhXs50&t=324s |
| Fat Quarter Shop | Petit Four Basket ByAnnie | www.youtube.com/watch?v=8MMs2Tv4Eag |
| The Quilt Patch | Worry Free Bias Binding | www.youtube.com/watch?v=Ws7dyihdJpQ |
| Sewing for Beginners | Printing on Fabric with Freezer Paper | www.youtube.com/watch?v=o2UzbGLaBK4 |