



41 Edwards Street  
South Brighton 5048  
South Australia  
+618 8377 5139

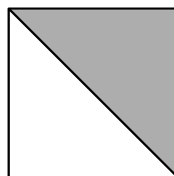
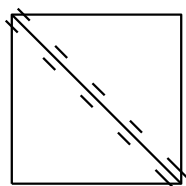
siegele@internode.on.net

### **CLAYTON'S HALF SQUARE TRIANGLES (HST)** **48" square**

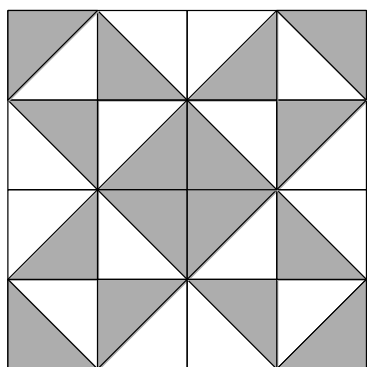
A scrap quilt using background and contrast. It could be one background or many different backgrounds and lots of different contrast scraps.

The kit includes 72 x 5" squares of both background and contrast fabrics sewn together for the HST.

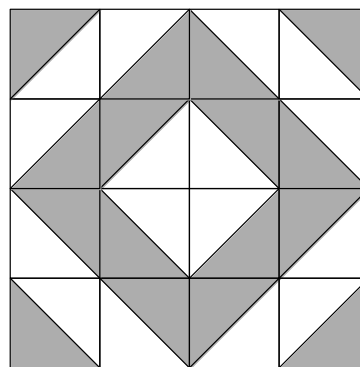
To make the HST place a background square with a contrast square right sides together. Draw a diagonal line from corner to corner on the light fabric and sew a quarter inch seam each side. Cut on the drawn line and press to the dark fabric. Trim blocks to 4½". See diagrams below. Make 144.



Make 9 blocks as shown below.




Version 1




Version 2


To make Version 3 or 4 follow the diagrams on page 2




Version 1



Version 3



Version 2



Version 4

For a larger quilt borders could be added.

Money raised from the sale of kits benefits Bedford.