



41 Edwards Street  
South Brighton 5048  
South Australia  
+618 8377 5139

siegle@internode.on.net



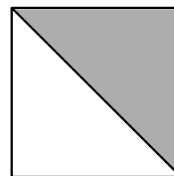
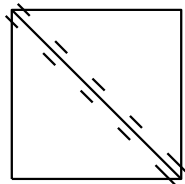
+61 408 824 428  
fayepackham3@gmail.com

### **CLAYTON'S HALF SQUARE TRIANGLES (HST)** **Spiral version – 48"**


A scrap quilt using background and four different colours of contrast fabrics. It could be one or many different background fabrics and lots of contrast scraps in four different colours as shown in the colour photo.

The kit includes 18 x 5" squares in each of four colours and 72 x 5" squares of background fabric.

To make the HST place a background square with a contrast square right sides together. Draw a diagonal line from corner to corner and sew a quarter inch seam each side. Cut on the drawn line and press to the dark fabric. Trim blocks to 4½". See diagrams below. Make 36 in each colour.



Layout before sewing blocks together. Begin with the four different coloured blocks in the centre of the quilt and follow each around to form the spiral. It is suggested that you colour in your diagram with the colours you are using.



For a larger quilt borders could be added.

Money raised from the sale of kits benefits Bedford